

## NO NAME



**Year Built:** 2006

**Model:** Cruising Yacht

**Price:** PRICE ON APPLICATION

**LOA:** 45' (13.72mm)

**Beam:** 14

**Max Draft:** 3' 5" (1.04mm)

**Cruise Speed:** 28 Knots Kts. (32 MPH)

**Max Speed:** 32 Knots Kts. (37 MPH)

Our experienced yacht broker, Andrey Shestakov, will help you choose and buy a yacht that best suits your needs **No Name** — n/a from our catalogue. Presently, at Shestakov Yacht Sales Inc., we have a wide variety of yachts available on our sale's list. We also work in close contact with all the big yacht manufacturers from all over the world.

If you would like to buy a yacht **No Name** — n/a or would like help answering any questions concerning purchasing, selling or chartering a yacht, please call **+1(954)274-4435**

# TABLE OF CONTENTS

TABLE OF CONTENTS	2
SPECIFICATIONS	3
Overview	3
Basic Information	9
Dimensions	9
Speed, Capacities and Weight	9
Accommodations	9
Hull and Deck Information	9
Engine Information	10
PHOTOS	11
CONTACTS	16
Contact details	16
Telephones	16
Office hours	16
Address	16

# SPECIFICATIONS

---

## Overview

---

The bold styling of the 44' Sundancer is unmistakable Sea Ray with her stylish European grace and bold American power. This 44' Sundancer comes exceptionally equipped with the upgraded Hardtop, Cummins QSC 500's, Sea Ray Navigator II package, Raymarine E-120 with radar and autopilot, and much more. The 44' Sundancer rides on a deep-V hull with prop pockets to reduce shaft angle and draft. Her cockpit is expansive with room to entertain a crowd. Access to machinery is provided at the touch of a button as the entire aft sole raises to provide a generous view of the engine room.

Below decks, the Sundancers lavish mid-cabin interior is an impressive display of lacquered cherry woodwork, leather settees, and deep pile carpeting. Privacy doors (not curtains) separate the cabins from the salon and the large galley area features generous storage and plenty of counter space. Topside, wide sidedecks provide secure access to the foredeck and sunpad. This very clean and rare Freshwater Sea Ray 44' Sundancer is well-equipped and has always been maintained carefully. We accept trade-ins and provide financing.

## Standard Features

- Bow Rail, 316 Stainless Steel w/Welded Stanchions,
- Intermediate Rails & Life Lines
- Canvas Colors (Navy, Green, Tan, Black)
- Cleats, Custom Sea Ray® Thru- Bolted - Stainless Steel (8)
- Deck Fill Plates, Stainless Steel
- Deck Rails, 316 Stainless Steel
- Drain Plugs, Brass-Threaded - Garboard
- Gel Coat, Arctic White
- Graphics, Striping
- Handrails, 316 Stainless Steel
- Hatch, Deck Vent - Translucent w/Locks & Sky Screen Cover
- (20x20) Trapezoid
- Hull Windows, Stainless Steel - Fixed
- Lights, Navigation
- Light, Stern
- Portlights, Stainless Steel (2 Opening)
- Resin, High-Performance Vinylester
- Rub Rail, PVC w/Stainless Steel Insert
- Skylight, Flush-Mount w/Retractable Sunshade - Salon
- Storage, Transom Wall - (For Fenders & Gear)
- Stringer System, Fiberglass
- Swim Platform, Hydraulic
- Three-Step Swim Ladder w/Integral Grab Handle

- Thru-Hull Fittings, Stainless Steel
- Toe Rail, Molded Fiberglass - Deck
- Vent System, Engine Room - Integral
- Windshield, Tempered/Tinted Curved Glass w/Stainless Steel Frame, Electric Front Vent & Stainless Steel Supports
- Windshield Washer System
- Windshield Wipers w/Delay & Speed Control

## Installed Options

- Twin Cummins QSC 500 (478 HP)
- Wheaton Carpet
- Cherrywood high gloss Finish
- ACR Spotlight with remote
- Cockpit A/C and Heat
- Dash Cover
- Raymarine E-120 Chartplotter
- Raymarine 48 Mile Radar with 4KW open array antenna
- Raymarine Depthsounder
- Raymarine Autopilot ST 7001
- Sea Ray Navigator II 12.1" LCD touchscreen plotter
- Cockpit LCD TV 17"
- Midberth LCD TV 15"
- Fiberglass Hardtop with Full Enclosure
- Upgraded Onan 9.0 kW Generator
- Macerator with Seacock interlocking system
- Cockpit refrigerator
- Rod Holders (2)
- Power-Assisted Steering
- Forward Deck Sunpad
- Vacuum System
- Yacht Flag and Flag pole
- Midnight Blue Hull Gelcoat
- Navy Sunbrella Canvas
- Interior Upgrade package (D Royal Ensemble) Includes counter tops, upholstery and soft goods

## Galley

- Blinds, Wood
- Coffeemaker, 120V
- Countertop, Solid Surface
- Sink, Single-Lever Grohe® Faucet & Sink Cover
- Freezer, Under-Counter - Dual- Voltage - 120V/12V (Waeco®)
- Handrail, Stainless Steel

- Microwave/Convection Oven, 120V
- Outlet, 12V Accessory
- Power Vent, 12V, w/Stainless Grill
- Refrigerator, Under-Counter - Dual- Voltage - 120V/12V (Waeco)
- Storage, Drawers w/Cutlery Insert
- Storage, Upper & Lower w/Designated Plate & Glass Storage
- Stove, 120V Recessed Two-Burner w/Solid Surface Cover (Kenyon®)
- Trash Receptacle w/Chute & Solid Surface Cover

## Salon

- Blinds, Wood End Table, Solid Surface w/Lift-Out Storage
- Mirror, Wall Accent
- Seating, L-shaped Sofa w/Storage Below - Converts to Bed w/Filler Cushions (Ultraleather HP™)
- Storage, Gunwale Cabinets
- Table, Dinette w/High-Gloss Wood Surface & Dedicated Storage
- TV, Flatscreen LCD, Drop Down
- (120V) w/Remote DVD Player
- Coax Outlet & Gain Control Panel

## Forward Stateroom

- Bed, Full-Size Island-Style w/Innerspring Mattress, Pillows, Sheets, Coordinated Spread & Drawer Storage Below
- Door, Pocket - Privacy w/Mirror
- Hanging Locker w/Light & Shelves - Port
- Hanging Locker w/Light &
- Shelves - Starboard
- Mirrored Rope Locker Bulkhead
- Storage, Gunwale Cabinets - Starboard
- TV- Flatscreen w/Remote
- Mounted DVD Player

## Forward Head (Port)

- Door, Privacy - Access from Forward Stateroom
- Handrails, Stainless Steel
- Head, VacuFlush®
- Power Vent, 12V, w/Stainless Grill
- Storage, Gunwale Cabinets
- Storage, Medicine Cabinet - Mirrored
- Vanity w/Solid Surface Countertop, Sink, Grohe Faucet & Storage Below

## Forward Shower (Starboard)

- Clothes Hook
- Curtain, Shower
- Door, Privacy - Access from Forward Stateroom
- Handrails, Stainless Steel
- Shower w/Seat & Adjustable Grohe
- Shower Wand

## **Mid Stateroom**

- Door, Privacy - Sliding Pocket
- Hanging Locker - Port
- Mirrored Bulkhead - Aft
- Portlight, Stainless Steel - Fixed
- Seating, Conversation Pit - Converts to Double Berth w/Slide-Out Base
- Storage, Cabinets - Starboard

## **Mid Stateroom Head/Shower**

- Clothes Hook
- Curtain, Shower
- Door, Privacy - Access from Mid-Stateroom
- Handrail, Elliptical Stainless Steel
- Head w/Fiberglass Settee Lid & VacuFlush® Toilet
- Storage, Medicine Cabinet
- Vanity w/Solid Surface Countertop, Sink, Faucet w/Pullout Shower
- Sprayer & Storage Below

## **Electronics & Navigation**

- Alarms, High-Water - Bilge & Cabin Compass
- Emergency Start System - Engines
- Dash - Gel-Coated Nickel
- Horns, Air (Concealed) - Dual Trumpet
- Instrument Panel
- Shift & Throttle Controls w/Gold Knobs
- SmartCraft™ Diagnostics:
- Instrumentation, Custom Sea Ray® SmartCraft 4-in-1 Multigauges (2) w/Low-Glare Blue Night Lighting & Chrome
- Bezels (Includes: Fuel Level, Oil Pressure, Voltmeter, Water Temperature)
- SmartCraft System View (Includes: Air & Water Temperature, Combined Fuel Flow/Range, Depth, Engine Alarms/Hourmeters, Engine Synchronizer, GPS Interface & Raymarine 125 GPS Antenna System Maintenance Records)
- Steering, Hydraulic
- Steering, Tilt Wheel
- Steering Wheel, Wood-Accent

- Switch Panel (Backlit)
- Switches, Illuminated Weatherproof Rockers & Dimmer Control
- Systems Monitor, Digital LCD - for
- Pump Monitoring

### **Electronics:**

- Electronics Circuit, 50 Amp/12V
- VHF Radio w/Remote Speaker & 8'
- Fiberglass Antenna

### **Electrical System**

- Batteries (5) w/Trays & Switches
- Battery Charger/Converter, 120V/40
- Amp/12V
- Battery Solenoid Switches, 12V
- Latching (2)
- Isolators, Galvanic (2)
- Panel, Circuit Breaker - Remote
- Panel, DC Main Breaker
- Panel, Main Distribution - AC
- Panel, Main Distribution - DC
- Shore Power, Dual 30 Amp/120V/60
- Cycle w/50' Cords & Adapters
- TV/Phone Inlet w/TV Antenna, TV Shore Cord & Phone Shore Cord
- Wiring, Color-Coded w/Chafe Protection

### **Deck Equipment**

- Beverage Holders (10)
- Carpet Liner, Snap-In
- Door, Cabin Entry - Curved Acrylic
- Door, Transom - Acrylic
- Floor Liner, Fiberglass - Self-Bailing
- Hatch, Engine Room - Electrically Actuated
- Ice Bucket, Insulated - Built-In
- Ice maker, 120V
- Handrails, 316 Stainless Steel
- Lighting, Indirect
- Outlet, 12V Accessory
- Outlet, 120V GFI Protected
- Seating, Companion Bench w/Molded Fiberglass Storage Base & Euro-Style Backrest
- Seating, Helm w/Flip-Up Thigh-Rise
- Bolster, Armrests & Heavy-Duty Pedestal w/Slide, Swivel & Pneumatic Vertical Adjustment

- Seating, U-Shaped - Aft
- Ship's Bell
- Sport Spoiler, Molded Fiberglass (Seamless) w/Overhead Lighting & Stainless Steel Grab Rails
- Step, Molded Deck Access
- Storage, Side Panel - Starboard
- Table, Cockpit w/Corian® Insert & Dedicated Storage
- Wet Bar w/Sink & Faucet, Corian Countertop, Stainless Steel
- Handrail, Trash Receptacle & Storage Cabinet - Port
- Carbon Monoxide Monitors
- Carpet, Deep-Pile BCF - 44-Ounce
- Carpet Runners, Interior (Sunbrella)
- Handrails, Stainless Steel
- Interior Finish - Light or Dark Cherry
- Lighting, 12V Halogen
- Lighting, 12V Indirect
- Outlet, Phone
- Outlets, 120V GFI Protected
- Outlets & Switch Plates - Satin Nickel Finish
- Pillows, Accent
- Steps, Entryway - Cherry Wood
- Stereo, Clarion® 12V AM/FM Single CD, & Sirius® Satellite Receiver w/Antenna, w/6-Disc CD Changer,
- MP3 Port, Amplifier, Subwoofer,
- Speakers (8), Digital Cockpit
- Remote Control & Speaker
- Selector Switches
- Storage, In-Floor
- Wood Trim, Handcrafted

**Canvas (Sunbrella®):**

- Aft Curtain
- Aft Sunshade
- Bimini Top
- Canvas Storage Bag
- Front Curtains
- Side Curtains

**Windlass System:**

- Anchor, Galvanized
- Anchor Chute, Stainless Steel
- Anchor Rope/Chain Storage w/Hatches (2)
- Anchor Washdown Spigot



- Windlass, Rope/Chain w/Foot
- Switches (Lofrans® Project 1,000 Low Profile)

## Basic Information

---

**Category:** Cruising Yacht

**Sub Category:** Express

**Model Year:** 2006

**Year Built:** 2006

## Dimensions

---

**LOA:** 45' (13.72mm)

**Beam:** 14

**Max Draft:** 3' 5" (1.04mm)

## Speed, Capacities and Weight

---

**Cruise Speed:** 28 Knots Kts. (32 MPH)

**Max Speed:** 32 Knots Kts. (37 MPH)

**Water Capacity:** 100 Gallons

**Holding Tank:** 42 Gal Gallons

**Fuel Capacity:** 335 Gal Gallons

## Accommodations

---

**Total Cabins:** 2

**Total Berths:** 5

**Total Heads:** 2

## Hull and Deck Information

---

**Hull Material:** Fiberglass


**Hull Color:** Blue




## Engine Information

---





<b>Engines:</b> 2	<b>Manufacturer:</b> Cummins
<b>Engine Type:</b> Inboard	<b>Fuel Type:</b> Diesel





# PHOTOS














# CONTACTS

---

Andrey Shestakov, leading yacht broker of the sales department of Shestakov Yacht Sales Inc. Shestakov Yacht Sales Inc., the official representative of the Miami/Fort Lauderdale FL headquarters.

## Contact details

---

Email:  
**andrey@shestakovyachtsales.com**

Web: [shestakovyachtsales.com/en/](http://shestakovyachtsales.com/en/)

## Telephones

---

USA: **+1(954)274-4435**

## Office hours

---

Monday – Saturday: **9:00 - 21:00 EDT**

Sunday: **closed**

## Address

---



Harbour Towne Marina, 850 NE 3rd St,  
STE 213, Dania, FL 33004