

FRIEND SHIP — SEA RAY



Builder: SEA RAY

Year Built: 2015

Model: Motor Yacht

Price: PRICE ON APPLICATION

Location: United States

LOA: 47' 0" (14.33m)

Beam: 14' 0" (4.27m)

Max Draft: 4' 0" (1.22m)

Our experienced yacht broker, Andrey Shestakov, will help you choose and buy a yacht that best suits your needs **Friend Ship — SEA RAY** from **our catalogue**. Presently, at **Shestakov Yacht Sales Inc.**, we have a wide variety of yachts available on **our sale's list**. We also work in close contact with all the big **yacht manufacturers** from all over the world.

If you would like to buy a yacht **Friend Ship — SEA RAY** or would like help answering any questions concerning purchasing, selling or chartering a yacht, please call **+1(954)274-4435**

TABLE OF CONTENTS

TABLE OF CONTENTS	2
SPECIFICATIONS	3
Overview	3
Basic Information	3
Dimensions	3
Speed, Capacities and Weight	3
Accommodations	3
Hull and Deck Information	4
Engine Information	4
DETAILED INFORMATION	5
Overview	5
Exclusions	12
Disclaimer	12
PHOTOS	13
CONTACTS	23
Contact details	23
Telephones	23
Office hours	23
Address	23

SPECIFICATIONS

Overview

THIS IS A VERY CLEAN AND VERY WELL MAINTAINED 2015 47 SEA RAY SUNDANCER. LOADED WITH LOTS OF OPTIONS INCLUDING SAT TV, SONAR, HYDRAULIC SWIM PLATFORM AND EXTRA ICE MAKERS AND REFRIGERATORS. UNDERWATER LIGHTS, TWO UPGRADED A/C UNITS IN THE SALON, NEW BOTTOM PAINT DONE 2/19, NEW SHAFT SEALS AND FULL SERVICE DONE IN 8/19, BOTH HEAT EX-CHANGERS CLEANED 9/19, NEW BATTERIES 9/19. BRUNSWICK PLATINUM PROTECTION AGREEMENT GOOD UNTIL 6/20 USE THE VIRTUAL TOUR UNDER EXTERNAL LINKS OWNER JUST HAD NEW PODS INSTALLED 7/18

Basic Information

Category: Motor Yacht

Model Year: 2015

Year Built: 2015

Country: United States

Dimensions

LOA: 47' 0" (14.33m)

Beam: 14' 0" (4.27m)

Max Draft: 4' 0" (1.22m)

Speed, Capacities and Weight

Displacement: 33700 Pounds

Water Capacity: 100 Gallons

Holding Tank: 42 Gallons

Fuel Capacity: 350 Gallons

Accommodations

Total Cabins: 3

Total Heads: 2

Hull and Deck Information

Hull Material: Fiberglass

Engine Information

Engines: 2

Manufacturer: Cummins

Model: T-ZEUS QSB 6.7

Engine Type: Inboard

Fuel Type: Diesel

DETAILED INFORMATION

Overview

Manufacturer Provided Description When you dream, you imagine yourself in a land far away with nothing to do but enjoy the water's tranquility. When Sea Ray dreams, the result is the 470 Sundancer to make your dreams a reality. The reinvented 470 Sundancer is designed for maximum comfort so a family or even just two couples with you can make their own adventure with all of home's perfect amenities. A generous galley, ample storage and seamless indoor/outdoor entertaining ensure cruising in the 470 Sundancer is always a dream come true. **Key Features**

- Optional extended cockpit sunshade provides sun coverage for all seated positions
- SkyFlow™ design brings light & air deep into the boat
- Social floorplan with seamless connection between cockpit and salon via three-pane door and flush threshold
- Standard inboard propulsion with optional Joystick Control or optional Zeus® propulsion
- Climate-controlled cockpit sunroom with huge, electric sunroof & opposing seating
- Two staterooms with double berths and private heads
- Standard Raymarine® e125 Widescreen Radar/Chartplotter combo

Air Conditioning/Heating

- Custom Integral Vent Systems
- Zone-Controlled Reverse-Cycle System (12,000 BTU) - Lower Cabin
- Zone-Controlled Reverse-Cycle System (24,000 BTU) - Sunroom

Cabin Features

- Carbon Monoxide Monitors
- Flooring, Hardwood - Autumn Ridge (Galley & Salon)
- Lighting, 12V
- Lighting, 12V Indirect LED
- Outlets, 120V GFI Protected
- Outlets, 12V Accessory
- Pillows, Accent
- Steps, Wood w/Stainless-Steel Handrail
- Storage, In-Floor

Canvas (Sunbrella)

- Canvas Colors - Blue, Black or Taupe (Sunbrella®)
- Cockpit Seat Covers

Certifications

- Meets Applicable USCG & ABYC Standards
- NMMA Certification

Cockpit Features

- Beverage Holders
- Door, Transom w/Stainless-Steel Frame & Acrylic Insert
- Floor Liner, Fiberglass - Self-Bailing
- Handrails, 316 Stainless Steel
- Hatch, Engine Room - Electrically Actuated
- Lighting, LED - White
- Outlet, 120V GFI Protected
- Rod Holders (2)
- Seating, L-Shaped w/Storage Below
- Steps, Boarding, Molded-In
- Table, Cockpit - Fiberglass
- Wet Bar w/Sink, Faucet, Solid- Surface Countertop, Stainless-Steel Handrail, Trash Receptacle & Storage Cabinet - Port

Control Station

- Alarms, High Water - Bilge & Cabin
- Battery Parallel Switch - Engines
- Compass
- Dash, Gel Coated
- Halon System Remote Indicator
- Horn, Air (Concealed) - Dual Trumpet
- Instrument Panel
- Power Steering, Hydraulic w/Tilt Wheel
- SmartCraft VesselView Display:
 - - Propulsion: Engine Hour Meters, Engine Status, Performance & Fuel, Peak Performance, Boost Pressure (Optional), Troll Control & Cruise Control
 - - Vessel: Vessel Status, Tank Status, Steering Position & Generator Data
 - - Environment & Navigation: GPS Interface, Depth & Water Temperature, Depth Alerts, Trip Log Information, Fuel to Waypoint Data & Navigation Data
 - - Active Alarms/Details
 - - Alarm History/Details
- SmartCraft® Digital Throttle & Shift (DTS)
- Switch Panel (Backlit)
- Switches, Illuminated Weatherproof Rockers & Electronic Dimmer Control

Electrical Systems

- 120V/60 Amp/12V

- Batteries (4) w/Trays
- Battery Charger/Converter
- Battery Switches, 2-Way Solenoid Activated (MDP & Bilge) - Panel Access in Galley
- Cable TV System w/Inlet (Includes TV Shore Cord, Coax Outlets, Gain Control & Omni Directional Antenna)
- Panel, DC Circuit Breaker - Remote
- Panel, DC Main Breaker w/Battery Charger Over-Current Protection
- Panel, Main Distribution - AC
- Panel, Main Distribution - DC
- Shore Power Transformer, 240V/50 Amp/60 Cycle/12 Kva
- Shore Power, CableMaster™, 240V/50 Amp/60 Cycle w/75' Cord
- Wiring, Color-Coded w/Chafe Protection

Electronics

- Electronics Circuit, 50 Amp/12V
- Raymarine® e125 Widescreen 12.1" Color LCD, Radar/GPS/Chartplotter w/Integrated 4-kW HD Open Array Scanner
- VHF Radio w/Remote Speaker & 8' Fiberglass Antenna

Engine Room

- Bilge Pumps, 12V Automatic (2)
- Bilge Pumps, 12V Automatic High Water (1 Bilge, 1 Cabin)
- Blowers, 12V Bilge (2)
- Exhaust, Underwater - Patented
- Fire Suppression System - Automatic w/Manual Pull
- Gel-Coated Engine Room
- Insulation, Engine Room - 2" w/Loaded Vinyl Barrier
- Ladder, Stainless Steel - Removable (Engine Room Access)
- Lighting, 12V
-

Forward Head - Port

- Door, Access from Forward Stateroom
- Flooring, Tile
- Handrails, Stainless Steel
- Head, VacuFlush®
- Power Vent, 12V
- Robe Hook
- Storage, Gunwale Cabinet
- Storage, Medicine Cabinet, Mirrored w/Lights
- Towels - Sea Ray
- Vanity w/Solid-Surface Countertop, Sink, Faucet & Storage Below

Forward Shower - Starboard

- Door, Privacy w/Mirror & Access from Forward Stateroom
- Flooring, Tile
- Handrails, Stainless Steel
- Robe Hook
- Shower w/Seat & Adjustable Wand
- Towel Bars

Forward Stateroom

- Bed, Full-Size Island-Style w/Innerspring Mattress, Pillows, Sheets, Coordinated Spread & Drawer Storage Below
- Door, Handcrafted Solid Wood w/Translucent Screens
- Flooring, Carpet
- Lighting, Task - 12V, Port & Starboard (at Head of Bed)
- Speakers (2)
- Storage, Drawers (2) - Under Bed
- Storage, Gunwale Cabinets - Port & Starboard
- Storage, Hanging Lockers (2) w/Lights - Port & Starboard
- Storage, In Floor
- TV, 24" LED / Smart w/Remote Blu-ray™ player

Fuel System

- Fuel Filters, Remote (Racor® Filters for Diesel Engines)
- Fuel Lines, USCG - Type A-1
- Fuel Tanks, Aluminum w/Electric Shutoff Valves (Manual Valves for Diesel) & Ultrasonic Sending Units
- Fuel Transfer Pump, Electric

Galley

- Countertop, Solid-Surface w/Stainless-Steel Sink, Faucet & Sink Cover
- Handrail, Stainless Steel
- Lighting, 12V
- Microwave - 120V
- Power Vent, 12V w/Stainless-Steel Grill
- Refrigerator/Freezer - Dual Voltage
- Storage Cabinets, Upper & Lower
- Storage, Drawers w/Cutlery Insert
- Stove, Two-Burner w/Black Glass Top - 240V

Generator

- 13.5 kW Onan® Diesel (120/240V/60 Cycle) w/Sound Shield, Remote Start,

Muffler, Freshwater Cooling, Fuel Filter w/Crossover Fuel, Seacock & Seawater Strainer

Hull & Deck Features

- Bottom Paint
- Bow Rail, 316 Stainless-Steel w/Welded Stanchions, Intermediate Rails & Life Lines
- Cleats, Thru-Bolted - Stainless Steel (8)
- Deck Fill Plates, Stainless Steel
- Deck Rails, 316 Stainless Steel
- Drain Plugs, Brass-Threaded - Garboard
- Gel Coat - Arctic White
- Graphics, Striping
- Graphics, Transom Numerator
- Handrails, 316 Stainless Steel
- Hatch, Deck Vent - Translucent w/Locks & Sky Screen Cover (Trapezoid)
- Hull Windows, Large Smoked Acrylic
- Lights, Navigation, Stern & Transom
- Resin, High-Performance Vinylester
- Rub Rail, PVC w/Stainless-Steel Insert
- Skylight, Flush-Mounted , Retractable
- Storage, Transom (For Fenders & Gear) w/Gas Assist
- Stringer System, Fiberglass
- Sun Pad w/Adjustable Backrest - Forward Deck
- Swim Platform w/Concealed Stainless-Steel Four-Step Swim Ladder & Integral Grab Handle
- Thru-Hull Fittings, Stainless-Steel
- Toe Rail, Molded Fiberglass - Deck
- Vent System, Engine Room - Integral w/Stainless-Steel Vents
- Windshield Washer System
- Windshield Wipers
- Windshield, Tempered/Tinted Curved Glass (Bonded-In)

Master Stateroom Head / Shower

- Door, Access from Stateroom
- Enclosed Head & Shower - Full Fiberglass
- Handrail, Stainless Steel
- Head, VacuFlush®
- Shower Enclosure w/Acrylic Door & Teak Flooring
- Shower Wand w/Vertical Adjustment
- Storage, Upper Shelves w/Stainless-Steel Rails
- Towel Ring
- Towels - Sea Ray

Mid-Stateroom Full-Beam Master

- Bed, Queen Size w/Innerspring Mattress, Pillows, Sheets & Coordinated Spread & Storage Below
- Door, Privacy w/Full Length Mirror
- Flooring, Carpet
- Mirrored Bulkhead
- Storage, Full Length Hanging Locker w/Drawers Below
- Storage, Upper & Lower
- TV, LED / Smart w/Remote Blu-ray™ player
- Vanity w/Solid-Surface Countertop, Sink, Faucet & Storage Below

Mooring System

- Anchor Chute, Stainless Steel
- Anchor Rope/Chain Storage w/Gas-Assisted Hatches (2)
- Anchor Washdown Spigot
- Anchor, Galvanized
- Windlass, Rope/Chain w/Foot Switches

Propulsion

- Twin Diesel V-Drives: T-VD-Cummins® QSC 550 HO w/DTS (T-526 hp - 392 kW)

Salon

- Entertainment Center:
 - - Gaming System Port
 - - iPod® Interface w/Docking Station
 - - MP3 Port w/12V Outlet
 - - Stereo, 12V AM/FM, Wireless Bluetooth™, SiriusXM® Satellite Receiver w/Antenna, Amplifier, Speakers (2) & Auxiliary Input Jack w/Speaker Selector
 - - TV, 32" LED / Smart w/Remote Blu-ray™ player
 - - DVD Storage
 - - Coax Outlet & Gain Control
- Mirror, Wall Accent
- Seating, L-Shaped Sofa w/Storage Below (Pulls Out to Bed)
- Storage Locker, Under Entry Steps
- Storage, Gunwale Cabinets

- Sunroom
- Beverage Holders
- Door, Sunroom Entry w/Aluminum Powder Coated Frame (Black) & Tempered/Tinted Glass (Sliding & Lockable)

- Flooring, Carpet
- Hardtop, Fiberglass w/Electric Retractable Sunroof & Overhead Lighting
- Helm Seating: Double-Wide w/Flip-Up Thigh-Rise Bolster, Armrests & Heavy-Duty Pedestal w/Slide & Pneumatic Vertical Adjustment
- Helm Station
- Lighting, Indirect LED
- Outlet, 120V GFI Protected
- Outlet, 12V Accessory (2)
- Refrigerator, 120V, Stainless-Steel Drawer Style
- Seating, Opposing Sofas
- Storage, Stbd Cabinet w/Solid Surface Countertop
- Table, Wood
- TV, 32" LED / Smart w/Remote Blu-ray™ player
- Window Treatment, Silver Alloy Blinds

Underwater Gear

- V-Drives:
 - - Bonding System w/Zinc Hull Plate
 - - Propellers, Nibral 4-Blade
 - - Propeller Shafts, 2" Stainless Steel (2) - Aqualloy 19
 - - Rudders, Manganese-Bronze
 - - Seacocks - Engines
 - - Seawater Strainers - Engines
 - - Shaft Logs, Dripless w/Extra Seal Carrier Kit
 - - Struts, Manganese-Bronze
 - - Trim Tabs, Hydraulic
- Zeus Drives (Optional):
 - - Propellers, Stainless Steel
 - - Trim Tabs, Hydraulic (Integrated w/Zeus Pod Drives)

Waste Systems

- Head System, VacuFlush
- Holding Tank Level Indicator - MDP
- Holding Tank w/Dockside Pump-Out
- Sump Box w/Pump - Automatic

Water System

- Freshwater Washdown Spigots - Transom & Engine Room
- Manifold System
- Pressure Water System w/12V Pump & Charcoal Filtration System
- Shower, Cockpit - Single-Lever Hot & Cold w/Stainless-Steel Door, Braided Hose & Ergonomic Shower Wand

- Water Heater, 220V (11 Gallon)
- Water Inlet, Dockside

A brief statement: Not all accessories shown or described herein are standard equipment or even available as options. Some features and options may not be available when a boat is built for outside North America and/or has CE Certification. Options and features are subject to change without notice. Not all model-year boats may contain all the features or meet the specifications described herein. Confirm availability of all accessories and equipment with an authorized Sea Ray dealer prior to purchase.


Exclusions

Owner's personal belongings.

Disclaimer

The Company offers the details of this vessel or yacht in good faith but cannot guarantee or warrant the accuracy of this information nor warrant the condition of the vessel. A buyer should instruct his representatives, agents, or his surveyors, to investigate such details as the buyer desires validated. This vessel or yacht is offered subject to prior sale, price change, or withdrawal without notice.

PHOTOS

























CONTACTS

Andrey Shestakov, leading yacht broker of the sales department of Shestakov Yacht Sales Inc. Shestakov Yacht Sales Inc., the official representative of the Miami/Fort Lauderdale FL headquarters.

Contact details

Email: **andrey@shestakovyachtsales.com**

Web: shestakovyachtsales.com/en/

Telephones

USA: **+1(954)274-4435**

Office hours

Monday – Saturday: **9:00 - 21:00** EDT

Sunday: **closed**

Address



Harbour Towne Marina, 850 NE 3rd St, STE 213, Dania, FL 33004