

## ANNA — DEFEVER



**Builder:** DEFEVER

**Year Built:** 2014

**Model:** Trawler

**Price:** PRICE ON APPLICATION

**Location:** United States

**LOA:** 52' 2" (15.90m)

**Beam:** 16' 0" (4.88m)

**Max Draft:** 4' 8" (1.42m)

**Cruise Speed:** 9 Kts. (10 MPH)

**Max Speed:** 11 Kts. (13 MPH)

Our experienced yacht broker, Andrey Shestakov, will help you choose and buy a yacht that best suits your needs **ANNA — DEFEVER** from **our catalogue**. Presently, at **Shestakov Yacht Sales Inc.**, we have a wide variety of yachts available on **our sale's list**. We also work in close contact with all the big **yacht manufacturers** from all over the world.

If you would like to buy a yacht **ANNA — DEFEVER** or would like help answering any questions concerning purchasing, selling or chartering a yacht, please call **+1(954)274-4435**

# TABLE OF CONTENTS

TABLE OF CONTENTS	2
SPECIFICATIONS	4
Overview	4
Basic Information	4
Dimensions	4
Speed, Capacities and Weight	5
Accommodations	5
Hull and Deck Information	5
Engine Information	5
DETAILED INFORMATION	6
2014 52 DeFever Euro Style Pilothouse	6
Exclusions	11
Disclaimer	11
PHOTOS	12
DeFever Euro Pilothouse	12
DeFever Euro Pilothouse	12
DeFever Euro Pilothouse	12
DeFever Euro Pilothouse	12
DeFever Euro Pilothouse	12
DeFever Euro Pilothouse	12
DeFever Euro Pilothouse	12
DeFever Euro Pilothouse	12
DeFever Euro Pilothouse	13
DeFever Euro Pilothouse	13
DeFever Euro Pilothouse	13
DeFever Euro Pilothouse	13
DeFever Euro Pilothouse	13

---

DeFever Euro Pilothouse	13
DeFever Euro Pilothouse	13
DeFever Euro Pilothouse	14
DeFever Euro Pilothouse	14
DeFever Euro Pilothouse	14
DeFever Euro Pilothouse	14
DeFever Euro Pilothouse	14
DeFever Euro Pilothouse	14
DeFever Euro Pilothouse	14
DeFever Euro Pilothouse	14
DeFever Euro Pilothouse	14
DeFever Euro Pilothouse	15
DeFever Euro Pilothouse	15
DeFever Euro Pilothouse	15
DeFever Euro Pilothouse	15
DeFever Euro Pilothouse	15
DeFever Euro Pilothouse	15
DeFever Euro Pilothouse	15
DeFever Euro Pilothouse	15
DeFever Euro Pilothouse	16
DeFever Euro Pilothouse	16
DeFever Euro Pilothouse	16
DeFever Euro Pilothouse	16
DeFever Euro Pilothouse	16
CONTACTS	17
Contact details	17
Telephones	17
Office hours	17
Address	17

---

---

# SPECIFICATIONS

---

## Overview

---

**ANNA is a prime example of dialed in 2014 52' DeFever Euro Pilot House Motor Yacht built to cruise long distances in comfort. Powered with dependable 300hp John Deeres with all major services up to date. ANNA makes the perfect boat for the "Great Loop and the Bahamas". No expense has been spared on her and she is ready for her next owner. Any buyer who is in the market for a traveling & live aboard boat ANNA is a must see. Some of her strong key features are listed below.**

- **Twin 300hp John Deeres- (1k hour service completed).**
- **Westerbeke 12.5kw generator.**
- **Full keel to protect the heavy-duty underwater running gear.**
- **Portuguese Bridge & Molded Euro transom with swim platform.**
- **11' Boston Whaler dinghy with 25hp Mercury - 1,000lb Nick Jackson davit.**
- **Featuring 2- Pompanette Platinum helm seats located in Bridge.**
- **Garmin 8212 touchscreen MFD displays.**
- **Garmin electronics package- Dual Garmin 8212 touch-screen displays.**
- **2/2 Layout with En suite heads & showers.**
- **Massive engine room with Blue LED lighting.**
- **Only 2 owners since 2014.**
- **Anna 3D Tour:**

---

## Basic Information

---

**Category:** Trawler

**Model Year:** 2014

**Year Built:** 2014

**Country:** United States

---

## Dimensions

---

**LOA:** 52' 2" (15.90m)

**LWL:** 49' 9" (15.16m)

**Beam:** 16' 0" (4.88m)

**Max Draft:** 4' 8" (1.42m)

---

## Speed, Capacities and Weight

---

**Cruise Speed:** 9 Kts. (10 MPH)

**Max Speed:** 11 Kts. (13 MPH)

**Displacement:** 695000 Pounds

**Water Capacity:** 350 Gallons

**Holding Tank:** 50 Gallons

**Fuel Capacity:** 1000 Gallons

---

## Accommodations

---

**Total Cabins:** 2

**Total Heads:** 2

---

## Hull and Deck Information

---

**Hull Material:** Fiberglass

---

## Engine Information

---

**Engines:** 2

**Manufacturer:** John Deere

**Model:** 6068SFM50

**Engine Type:** Inboard

**Fuel Type:** Diesel

---

# DETAILED INFORMATION

---

## 2014 52 DeFever Euro Style Pilothouse

---

### ACCOMMODATIONS

Twin solid teak, raised panel, aft door grants entrance from the cockpit to the wide and bright salon, featuring to port, a custom L-shaped settee. To starboard offers a single chair and custom, teak, flat screen TV cabinet. Teak plank flooring throughout the salon and galley, and large salon tinted windows with custom teak mini blinds enhance the welcoming ambiance.

The efficient galley, forward, is fitted with granite countertops, a large double stainless sink, port and starboard opening sliding windows, abundant storage in the above and below counter teak cabinetry, and two teak counter seats. Appliances include a Norcold 12/120 volt stand-up refrigerator/freezer and large convection microwave oven, Dickinson Mediterranean propane stove with oven/broiler, and Broan garbage compactor.

Off the galley to starboard is the entrance to the spacious, comfortable pilothouse. An L-shaped teak settee is serviced by a teak drop-leaf table. Excellent visibility, full-instrument teak console featuring a full array of Garmin Touch-screen electronics and a Pompanette Platinum Series helm seat, flybridge access via teak steps and port and starboard side deck doors are the essential passage-maker amenities.

Staterooms below are accessed by a spiral stairway from the pilothouse, or by the galley stairway. The expansive master stateroom amidships offers an athwartships walk-around queen berth to port, teak hanging lockers, drawer storage under the queen berth, stainless steel opening ports, engine room access in forward bulkhead, en-suite head with granite counters, solid teak plank flooring, Vac- U-Flush toilet, and large shower stall.

Forward of the master stateroom, to port, is the guest head featuring granite counters, Vac-U-Flush toilet, and a shower stall, (a unique feature for this model). Opposite the guest head is the stackable Splendine full size washer and dryer compartment with teak louvered doors.

The forward cabin guest stateroom is arranged with upper and lower single berths, teak hanging lockers, teak drawers, large opening deck hatch with teak custom interior framing, and four stainless steel opening ports w/screens.

### PILOT HOUSE

- L-shaped teak settee with cushions
- Custom teak table

- Pompanette Platinum Series helm chair
- Two (2) opening ceiling hatches
- Port and starboard pilothouse doors
- Teak plank flooring
- Teak steps leading to bridge
- Textilene window covers
- 12v fans
- Brass clock and barometer

## **GALLEY**

- Granite counters
- Broan trash compactor
- Large single S/S sink with Groen faucet
- Norcold 120v/12v refrigerator with freezer
- Dickinson Mediterranean propane stove/oven (new 2015)
- Sharp Carousel convection/microwave oven
- Teak plank flooring
- Five (5) 12v LED ceiling lights
- 120v GFI outlets
- Galley exhaust fan
- Teak cabinetry with brass push button cabinet locks
- Sliding opening tinted glass window with teak blinds

## **ENGINE ROOM**

- Twin John Deere 300 HP 6068SMF50 diesel engines (450 hrs) - 1k hour service completed.
- ZF transmissions model ZF280 1A
- 12.5kw Westerbeke generator w/sound shield (430 hrs)
- Engine room access from master stateroom and lazarette
- Electronic engine control modules
- Heat exchanger cooling
- Stainless steel propeller shafts
- PSS dripless stuffing boxes
- Bronze seacocks
- Bronze sea water strainers
- Two (2) Dual Racor fuel filters (engines)
- Single Racor filter (generator)
- Aqualift FRP mufflers
- Victron 40 amp 3-bank battery charger
- Four (4) 8D 225 amp 12v batteries (new May 2017)
- Two (2) Inverter 8D 225 amp 12v batteries
- One (1) generator 8D 12v battery ( new May 2017)
- SeaFire automatic fire suppression system

- Shaft/transmission drive savers
- Fiberglass engine drip pans
- Color coded copper plumbing for hot/cold water, diesel fuel lines, oil pump-out lines, seawater system
- Groco oil pump out system
- Seaward 20 gallon hot water heater
- Teleflex hydraulic steering
- Fuel supply/return manifold system
- Reverso fuel polisher
- Two (2) engine expansion tanks and blow back filter kits
- Aluminum foam engine room insulation panels
- Two (2) Garmin cameras mounted on forward and aft bulkheads

## **ELECTRONICS/ELECTRICAL**

- Three (3) Garmin GPSMAP 8212 touch screen MFD displays
- Garmin GMR 404xHD 4' open array radar
- Garmin GXM52 XM weather module
- Garmin GSD 24 Black Box Digital Depth Sounder w/transducer
- Two (2) Garmin GMI 20 color displays
- Garmin GHP 20 auto pilot with dual displays and Smart pump upgrade
- Garmin heading sensor
- Garmin GRF 10 rudder angle indicator
- Two (2) Garmin 200 black box VHF radios
- Garmin RF remote
- Garmin AIS receiver and transponder
- Three (3) Garmin GC 10 STD Image NTSC cameras
- Fusion MS-NRX200i satellite stereo receiver
- Fusion 100 watt cockpit stereo speakers
- Fusion 100 watt salon speakers
- Fusion 200 watt bridge speakers
- SA1600 4-button speaker control box
- Shakespeare 435 stereo antenna
- EchoPilot FLS-2D-RO-PRO forward looking depth sounder with repeater and bronze transducer
- Shakespeare VHF antenna
- Wilson AG SOHO 60 cell phone booster
- Two (2) Ritchie compasses
- Westerbeke 12.5kw generator
- 250v/50amp shore power system with forward and aft inlets
- Magnum 2500 watt inverter with its own battery bank
- 12 volt electrical panel
- 240v/120v electrical panel
- LED ceiling light fixtures throughout all cabins



- Shakespeare digital TV antenna
- KVH TV-1 satellite TV dome
- Galvanic isolator
- Salon Samsung flat screen TV with satellite receiver
- Master Stateroom Samsung flat screen TV with satellite receiver

## DECK/BRIDGE

- Nick Jackson 1000 lb davit
- Two (2) Pompanette Platinum Series helm seats
- Hinged radar arch with spreader lights
- Sunbrella bimini top
- Bridge Venturi windshield with stainless steel hand rails
- Bridge wet bar with U-line ice maker
- Bridge L-shaped settee w/custom teak table and stainless steel handrails
- Boston Whaler 110 Sport dinghy w/25hp Mercury engine
- Portuguese bridge with teak grated storage cabinets
- Maxwell HWC2200 windlass w/controls at each helm station, foot pedals
- 60lb Plow anchor w/250' chain rode
- Danforth anchor with chain/rope rode
- Double stainless steel anchor roller system
- Stainless steel Samson post
- Divided anchor locker 60/40
- Fiberglass caprails on deck and Portuguese bridge
- Stainless steel striker on caprails
- Two (2) opening deck hatched on pilothouse roof
- Stainless steel handrails on transom
- Six (6) stainless steel fender line holders
- Fresh water deck wash-down
- Fiberglass molded Euro style transom/swim platform w/ladder and two stainless staples
- Two (2) stainless steel cleats on transom corner coaming
- Stern transom door
- Cockpit hot/cold shower
- Ten (10) S/S custom hawse pipe/cleats
- Dockside water inlet
- Large cockpit with spacious lazarette w/teak grating
- Steering hardware/rudders boxed in w/custom teak grating
- Four (4) opening doors in side coaming and Portuguese bridge
- Four (4) Teak cockpit chairs
- Fiberglass window frames and exterior doors
- Pilothouse forward windows wash down system
- Lifesling 3 throw over device
- Garmin camera mounted in the cockpit

## **ADDITIONAL EQUIPMENT/INFORMATION**

- Three Marine Air air-conditioners
- Two (2) Morse KE6 engine electronic controls
- SidePower SE170/250 bow thruster
- ACR spotlight with dual control panels
- ACR EPIRP
- Tracy aluminum 6 step boarding ladder
- Custom aluminum gang plank
- Exhaust blowers in heads and galley
- Splendine washer
- Splendine dryer
- Custom teak salon Hi-Lo table
- Two (2) Vac-U-Flush heads
- 50 gallon holding tank with TankWatch system and macerator
- Solid teak plank flooring throughout salon, pilothouse and cabins
- Two solid teak galley counter bar stools
- 2" diameter stainless steel foot rest bar for bar stools
- Central vacuum system
- Tinted glass in salon, galley and pilothouse
- LED step light fixtures
- Wooden window blinds in salon and galley
- Tube accent lighting in salon, pilothouse, engine room and under master cabin berth
- Six (6) large fenders with custom covers

**True to the DeFever heritage, the distinctive and elegantly styled 52 Euro combines an expansive exterior living area with a spacious and luxurious interior. The integrity of a hand-laid fiberglass hull with gel coat finish. Full keel to protect the heavy-duty underwater running gear is enhanced with safety features and quality components such as molded-in non-skid decks, stainless steel handrails mounted on stainless steel stanchions, and stainless hardware, including cleats, chocks and ports with screens.**

**The coveted pilothouse, Portuguese bridge and molded Euro transom with swim platform are trademark DeFever designs. The expansive flybridge accommodates a 11' Boston Whaler dinghy with a 1000lb Nick Jackson davit. A raised L-shaped settee with abundant storage below, cocktail table, and wet bar with icemaker are positioned near the helm station, featuring 2-Pompanette Platinum helm seats, Garmin 8212 touchscreen MFD display, and a large cockpit/aft deck, with spacious lazarette with engine room access. The yacht is powered by twin John Deere 300hp diesels (with recent 1k hour service), with SidePower bow thruster, and includes a Westerbeke 12.5kw generator.**

**The 16' beam is employed to offer roomy and welcoming main deck and below deck accommodations. Rich hand rubbed solid teak plank cabin soles, paneling and cabinetry are featured throughout.**

**The salon is bright and airy, featuring an L-shaped settee, high-low teak table, custom teak TV cabinet and seating. Galley is up with granite counters, abundance of teak cabinetry, propane oven/stove, and stand-up Tundra refrigerator/freezer.**

**Accommodations include a amidships master cabin fitted with an athwartships island queen berth and en-suite head with shower stall, a forward guest stateroom with split bunks, and a guest head with shower stall.**

**The pilothouse fulfills the promise of comfort at sea. Visibility is excellent ahead and abeam from the Pompanette Platinum Series helm seat. Access is granted to port and starboard side decks and flybridge, while a spiral staircase leads to accommodations below. A raised L-shaped settee with drop-leaf table provides an appealing retreat for casual dining. The instrument console is efficient and well-appointed with an array of Garmin electronics, featuring dual Garmin 8212 touch-screen displays.**

## **EXCLUSIONS**

### **SELLERS PERSONAL ITEMS**

---

## **Exclusions**

Owner's personal belongings.

---

## **Disclaimer**

The Company offers the details of this vessel or yacht in good faith but cannot guarantee or warrant the accuracy of this information nor warrant the condition of the vessel. A buyer should instruct his representatives, agents, or his surveyors, to investigate such details as the buyer desires validated. This vessel or yacht is offered subject to prior sale, price change, or withdrawal without notice.


# PHOTOS

---

**DeFever Euro Pilothouse**



**DeFever Euro Pilothouse**




**DeFever Euro Pilothouse**



**DeFever Euro Pilothouse**




**DeFever Euro Pilothouse**



**DeFever Euro Pilothouse**



**DeFever Euro Pilothouse**



**DeFever Euro Pilothouse**



**DeFever Euro Pilothouse**



**DeFever Euro Pilothouse**



**DeFever Euro Pilothouse**



**DeFever Euro Pilothouse**



**DeFever Euro Pilothouse**



**DeFever Euro Pilothouse**



**DeFever Euro Pilothouse**




**DeFever Euro Pilothouse**



**DeFever Euro Pilothouse**



**DeFever Euro Pilothouse**



**DeFever Euro Pilothouse**




**DeFever Euro Pilothouse**



**DeFever Euro Pilothouse**




**DeFever Euro Pilothouse**




**DeFever Euro Pilothouse**



**DeFever Euro Pilothouse**




**DeFever Euro Pilothouse**




**DeFever Euro Pilothouse**




**DeFever Euro Pilothouse**




**DeFever Euro Pilothouse**




**DeFever Euro Pilothouse**



**DeFever Euro Pilothouse**



**DeFever Euro Pilothouse**



**DeFever Euro Pilothouse**



**DeFever Euro Pilothouse**



**DeFever Euro Pilothouse**




**DeFever Euro Pilothouse**



**DeFever Euro Pilothouse**



**DeFever Euro Pilothouse**





# CONTACTS

---

Andrey Shestakov, leading yacht broker of the sales department of Shestakov Yacht Sales Inc. Shestakov Yacht Sales Inc., the official representative of the Miami/Fort Lauderdale FL headquarters.

## Contact details

---

Email: **andrey@shestakovyachtsales.com**

Web: [shestakovyachtsales.com/en/](https://shestakovyachtsales.com/en/)

## Telephones

---

USA: **+1(954)274-4435**

## Office hours

---

Monday – Saturday: **9:00 - 21:00** EDT

Sunday: **closed**

## Address

---



Harbour Towne Marina, 850 NE 3rd St, STE 213, Dania, FL 33004