

## GYP SEA — NORDIC TUGS



**Builder:** NORDIC TUGS

**Year Built:** 2001

**Model:** Trawler

**Price:** PRICE ON APPLICATION

**Location:** United States

**LOA:** 37' 0" (11.28m)

**Beam:** 12' 11" (3.94m)

**Max Draft:** 4' 0" (1.22m)

**Cruise Speed:** 8 Kts. (9 MPH)

**Max Speed:** 14 Kts. (16 MPH)

Our experienced yacht broker, Andrey Shestakov, will help you choose and buy a yacht that best suits your needs **Gyp Sea — NORDIC TUGS** from **our catalogue**. Presently, at **Shestakov Yacht Sales Inc.**, we have a wide variety of yachts available on **our sale's list**. We also work in close contact with all the big **yacht manufacturers** from all over the world.

If you would like to buy a yacht **Gyp Sea — NORDIC TUGS** or would like help answering any questions concerning purchasing, selling or chartering a yacht, please call **+1(954)274-4435**

# TABLE OF CONTENTS

TABLE OF CONTENTS	2
SPECIFICATIONS	6
Overview	6
Basic Information	6
Dimensions	6
Speed, Capacities and Weight	6
Accommodations	7
Hull and Deck Information	7
Engine Information	7
DETAILED INFORMATION	8
MAIN DESCRIPTION	8
ENGINE & MECHANICAL	8
37 NORDIC TUG WALKTHROUGH	8
MASTER CABIN	9
GUEST CABIN	9
HEAD	9
Pilothouse	9
Salon	9
Galley	9
GROUND TACKLE	10
DISCLAIMER	10
Exclusions	10
Disclaimer	10
PHOTOS	11
2 Port Quarter	11
43 Pilot House looking aft	11
15 Port Side looking Aft	11
19	11

73 Climate Control	11
39 Galley Sink	11
45 Pilot House looking forward	11
49 Pilot House looking Port	11
29 Salon table down	12
61 Salon Shades	12
63 Pilot House looking forward	12
62 Galley Shades	12
24 Cockpit looking in	12
42 Pilot House looking forward	12
67 Guest Cabin Locker	12
69 Master Cabin looking forward	12
71 Battery Box	13
33 propane control	13
75 Master Cabin	13
21 Propane locker 2	13
72 Looking Aft	13
50 gen set gauges	13
20 Propane locker 1	13
32 Galley looking aft	13
16 Starboard Side looking aft	14
37 In Salon looking forward	14
5 Swim Platform	14
41	14
18 Radar	14
23 Laszrette	14
47 Pilot House Starboard door	14
53 VHF, stereo	14
55 Compass	15

---

57 Chart table drawer	15
38 Microwave	15
48 Pilot House looking Starboard	15
58 Distribution Panel DC	15
6 Cockpit	15
56 Raymarine Remote Control	15
64 Steps to forward cabin	15
68 Guest Cabin looking out	16
59 Distibution Panel AC	16
65 Guest Cabin Aft	16
31 life jacket locker	16
7 Entrance to Sundeck	16
77 Shower	16
79 Engine 1	16
80 Engine 2	16
81 Gen Set	17
66 Guest Cabin Forward	17
78 Electric Panel	17
34 propane sensor	17
10 Port Side Deck	17
13 Anchor	17
84 Engine Room Starboard	17
12 Windlass	17
83 Oil Changer	18
70 Master Cabin looking Port	18
44 Pilot House chart table	18
22 Cockpit shower	18
14 Pilot House	18
86 Engine Hours	18

---

76 Head	18
85 Engine looking down	18
74 Master Cabin looking Starboard	19
46 Helm	19
40 Steps to Pilot House	19
25 Galley looking forward	19
51 Engine gauges	19
9 Cockpit Awning	19
52 Raymarine C 125 Chart Plotter	19
54 ST60 Auto Pilot, Tri Data	19
60 AC Power Selector	20
3 Starboard Quarter	20
11 Port Side Forward	20
36 cooktop	20
35 Princess propane range	20
82 Battery Boxes	20
8 Entrance to Salon	20
27 Salon table up	20
28 Salon converted to bunk	21
30 Salon storage hatch	21
26 Climate Control	21
17 Starboard side looking aft	21
01 profile	21
04 Bimini Top	21
CONTACTS	22
Contact details	22
Telephones	22
Office hours	22
Address	22

---

# SPECIFICATIONS

---

## Overview

---

**Gyp Sea is a 2001 Nordic Tug 37 Pilothouse** built in Burlington WA. She is powered by a single Cummins 6 BTA 5.9 M3, 330 hp diesel engine with twin disc MG5050 transmission and Michigan 4 blade bronze propeller. At 1400 rpm, Gyp Sea sips only 2.8 gallons phr. running 8knts. And is capable of 16kts wide open throttle. With 6hp Sidepower bow thruster she is easily handled. Gyp Sea features a 5.5kw Northern Lights generator, oil change system for generator, engine and transmission, 2 Ocean Marine reverse cycle HVAC systems, and a full compliment of spare parts. Inside she has finely crafted teak cabinetry throughout her two state rooms, head, wheelhouse, salon and galley. She has an open layout with lots of natural light as well as adjustable blinds for privacy. The current owners are the 2nd to have cared for her and have done so meticulously as they cruised the East coast and Great Lakes from Canada to Key West. The engine room and bilges are as clean as the rest of her interior and there are detailed maintenance records. Gyp Sea is a fast, nimble, seaworthy and well-appointed cruiser and an excellent example of fine quality craftsmanship.

## Basic Information

---

**Category:** Trawler

**Model Year:** 2001

**Year Built:** 2001

**Country:** United States

## Dimensions

---

**LOA:** 37' 0" (11.28m)

**Beam:** 12' 11" (3.94m)

**Max Draft:** 4' 0" (1.22m)

## Speed, Capacities and Weight

---

**Cruise Speed:** 8 Kts. (9 MPH)

**Max Speed:** 14 Kts. (16 MPH)

**Displacement:** 22600 Pounds

**Water Capacity:** 150 Gallons

**Holding Tank:** 40 Gallons

**Fuel Capacity:** 320 Gallons

---

## Accommodations

---

**Total Cabins:** 3

**Total Heads:** 1

---

## Hull and Deck Information

---

**Hull Material:** Fiberglass

---

## Engine Information

---

**Engines:** 1

**Manufacturer:** Cummins

**Model:** 6 BTA 5.9 M-3

**Engine Type:** Inboard

**Fuel Type:** Diesel

---

# DETAILED INFORMATION

---

## MAIN DESCRIPTION

---

**Gyp Sea is a 2001 Nordic Tug 37 Pilothouse** built in Burlington WA. She is powered by a single Cummins 6 BTA 5.9 M3, 330 hp diesel engine with twin disc MG5050 transmission and Michigan 4 blade bronze propeller. At 1400 rpm, Gyp Sea sips only 2.8 gallons phr. running 8knts. And is capable of 16kts wide open throttle. With 6hp Sidepower bow thruster she is easily handled. Gyp Sea features a 5.5kw Northern Lights generator, oil change system for generator, engine and transmission, 2 Ocean Marine reverse cycle HVAC systems, and a full compliment of spare parts. Inside she has finely crafted teak cabinetry throughout her two state rooms, head, wheelhouse, salon and galley. She has an open layout with lots of natural light as well as adjustable blinds for privacy. The current owners are the 2nd to have cared for her and have done so meticulously as they cruised the East coast and Great Lakes from Canada to Key West. The engine room and bilges are as clean as the rest of her interior and there are detailed maintenance records. Gyp Sea is a fast, nimble, seaworthy and well-appointed cruiser and an excellent example of fine quality craftsmanship.

## ENGINE & MECHANICAL

---

330hp Cummins 6BTA 5.9M Diamond Series Walker air sep filter system MG-5050 Twin disc transmission Michigan 4 blade LH bronze propeller 28"X24"6hp Sidepower SM75T Bowthruster Northern Lights M673M 5.5kw generator Reverso Oil changing system Ocean Marine reverse cycle AC 16,000BTU Ocean Marine reverse cycle AC 12,000BTU Acu-Steer HRP-75-12 autopilot pump Spare parts, main engine starter, Statpower 40 amp battery charger, fuel/oil filters, belts, miscellaneous electrical parts

## 37 NORDIC TUG WALKTHROUGH

---

Entering the Salon from the cockpit, there is a large "L" shaped setee with with hi-lo table on the port side. Directly across is the spacious galley. Forward and up two steps to the pilothouse there is the helm to starboard with bench that seats two and a 360 view. To port is a large chart table with ample storage. There are sliding doors on each side. Down 3 steps to the foyer the guest cabin is to port, has a setee/dbl berth and hanging locker. The head is across from the guest quarters and features an electric head, with tank monitor, and a separate Shower. Forward in the master cabin there is a walk-around queen berth and hanging lockers on each side. Port and starboard exits from the pilothouse lead to side-decks with 24" railings and ample foot-room. The fore-deck provides space to move around and easy access to the windlass. Aft exit from the salon to a generous cockpit with sun-shade, freshwater shower, and fender/air-tank storage. there are steps on each side fore easy access to the dock and a transom



door to the large swim-platform. Up the ladder from cockpit is a large sundeck with railings and bimini top.

---

## MASTER CABIN

---

The master cabin is forward with walk-around queen size berth, hanging lockers port and starboard aft and additional storage cabinets and shelves along each side and storage under the bed. There is an overhead light and 2 reading lamps, 3 opening ports and hatch for ventilation.

---

## GUEST CABIN

---

The guest cabin to port has a double berth that converts to a settee, a counter top/vanity with drawers aft, shelves and a hanging locker forward. There is an overhead light, 2 reading lamps, 2 opening ports and a hatch for ventilation.

---

## HEAD

---

The head has separate shower with sliding glass door, Jabsco electric head and counter top with cabinet below and behind large sink. There are 2 opening ports for ventilation. access to wiring is on the aft bulkhead.

---

## Pilothouse

---

The pilot house is spacious with 360 view, comfortable sliding bench for two with storage under at helm, large chart table with drawers and sliding doors on each side. Port side has sliding screen door as well. The helm is well organized with easy access to controls and features a Raymarine chartplotter, radar and Raytheon tridata and autopilot.

---

## Salon

---

The salon to port has a large L shaped settee which converts to a double berth. It has a hi-lo table and ample storage beneath and in cabinets fore and aft. Large sliding windows provide plenty of light and ventilation adjustable blinds provide privacy.

---

## Galley

---

The galley is to starboard in the salon and has plenty of counterspace and cabinetry. Aft there is a 3 burner "Princess" LPG stove with oven. There is a large 2 bin sink,

---

microwave oven and apartment sized refrigerator/freezer forward.

## GROUND TACKLE

---

Simpson Lawrence Sprint 1000 Windlass 44 lb. Bruce Anchor 125' 5/16" chain Fortress anchor with line and chain rode Mantus anchor bridle

## DISCLAIMER

---

The Company offers the details of this vessel in good faith but cannot guarantee or warrant the accuracy of this information nor warrant the condition of the vessel. A buyer should instruct his agents, or his surveyors, to investigate such details as the buyer desires validated. This vessel is offered subject to prior sale, price change, or withdrawal without notice.

## Exclusions

---

Owner's personal belongings.

## Disclaimer


---

The Company offers the details of this vessel or yacht in good faith but cannot guarantee or warrant the accuracy of this information nor warrant the condition of the vessel. A buyer should instruct his representatives, agents, or his surveyors, to investigate such details as the buyer desires validated. This vessel or yacht is offered subject to prior sale, price change, or withdrawal without notice.


# PHOTOS

---


**2 Port Quarter**




**43 Pilot House looking aft**




**15 Port Side looking Aft**



**19**




**73 Climate Control**




**39 Galley Sink**



**45 Pilot House looking forward**



**49 Pilot House looking Port**



**29 Salon table down**



**61 Salon Shades**



**63 Pilot House looking forward**



**62 Galley Shades**




**24 Cockpit looking in**



**42 Pilot House looking forward**



**67 Guest Cabin Locker**



**69 Master Cabin looking forward**



**71 Battery Box**



**33 propane control**



**75 Master Cabin**



**21 Propane locker 2**



**72 Looking Aft**




**50 gen set gauges**




**20 Propane locker 1**



**32 Galley looking aft**



**16 Starboard Side looking aft**




**37 In Salon looking forward**




**5 Swim Platform**



**41**




**18 Radar**




**23 Laszrette**



**47 Pilot House Starboard door**



**53 VHF, stereo**



**55 Compass**



**57 Chart table drawer**



**38 Microwave**



**48 Pilot House looking Starboard**




**58 Distribution Panel DC**



**6 Cockpit**



**56 Raymarine Remote Control**



**64 Steps to forward cabin**



**68 Guest Cabin looking out**



**59 Distibution Panel AC**



**65 Guest Cabin Aft**



**31 life jacket locker**



**7 Entrance to Sundeck**



**77 Shower**



**79 Engine 1**



**80 Engine 2**





**81 Gen Set**



**66 Guest Cabin Forward**



**78 Electric Panel**



**34 propane sensor**



**10 Port Side Deck**



**13 Anchor**



**84 Engine Room Starboard**




**12 Windlass**



**83 Oil Changer**



**70 Master Cabin looking Port**



**44 Pilot House chart table**




**22 Cockpit shower**




**14 Pilot House**



**86 Engine Hours**



**76 Head**



**85 Engine looking down**



**74 Master Cabin looking Starboard**



**46 Helm**



**40 Steps to Pilot House**



**25 Galley looking forward**



**51 Engine gauges**



**9 Cockpit Awning**



**52 Raymarine C 125 Chart Plotter**



**54 ST60 Auto Pilot, Tri Data**



**60 AC Power Selector**




**3 Starboard Quarter**




**11 Port Side Forward**




**36 cooktop**




**35 Princess propane range**



**82 Battery Boxes**



**8 Entrance to Salon**



**27 Salon table up**



**28 Salon converted to bunk**



**30 Salon storage hatch**




**26 Climate Control**



**17 Starboard side looking aft**



**01 profile**



**04 Bimini Top**



# CONTACTS

---

Andrey Shestakov, leading yacht broker of the sales department of Shestakov Yacht Sales Inc. Shestakov Yacht Sales Inc., the official representative of the Miami/Fort Lauderdale FL headquarters.

## Contact details

---

Email: **andrey@shestakovyachtsales.com**

Web: [shestakovyachtsales.com/en/](https://shestakovyachtsales.com/en/)

## Telephones

---

USA: **+1(954)274-4435**

## Office hours

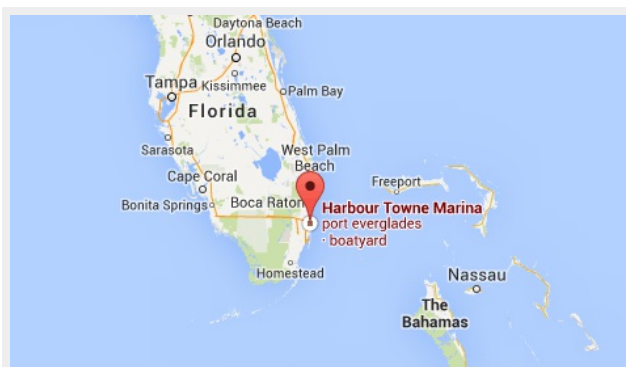
---

Monday – Saturday: **9:00 - 21:00** EDT

Sunday: **closed**

## Address

---



Harbour Towne Marina, 850 NE 3rd St, STE 213, Dania, FL 33004