

REEL SKETCHY — BAHAMA BOAT WORKS



Builder: BAHAMA BOAT WORKS

Year Built: 2017

Model: Center Console

Price: PRICE ON APPLICATION

Location: United States

LOA: 41' 3" (12.57m)

Beam: 11' 0" (3.35m)

Max Draft: 2' 4" (0.71m)

Cruise Speed: 39 Kts. (45 MPH)

Max Speed: 50 Kts. (58 MPH)

Our experienced yacht broker, Andrey Shestakov, will help you choose and buy a yacht that best suits your needs **REEL SKETCHY — BAHAMA BOAT WORKS** from **our catalogue**. Presently, at **Shestakov Yacht Sales Inc.**, we have a wide variety of yachts available on **our sale's list**. We also work in close contact with all the big **yacht manufacturers** from all over the world.

If you would like to buy a yacht **REEL SKETCHY — BAHAMA BOAT WORKS** or would like help answering any questions concerning purchasing, selling or chartering a yacht, please call **+1(954)274-4435**

TABLE OF CONTENTS

TABLE OF CONTENTS	2
SPECIFICATIONS	7
Basic Information	7
Dimensions	7
Speed, Capacities and Weight	7
Accommodations	7
Hull and Deck Information	7
Engine Information	8
DETAILED INFORMATION	9
Walkthrough	9
Deck Equipment	9
Fishing Equipment	10
Console Equipment	10
Electronics	11
Console Interior Equipment	11
Covers	11
Electrical	11
Construction Notes	11
Remarks	12
Exclusions	12
Disclaimer	12
Exclusions	13
Disclaimer	13
PHOTOS	14
Bow Area	14
Free Drop Windlass	14
Bow Seating	14
Bow Seating Port	14

Bow Seating Starboard	14
6' Catch Wells Under Bow Seats	14
Bow Thruster Locker, Charger and Battery	15
Forward Well	15
Bow Seat	15
Insulated Well Under Seat	15
Wide Gunnel and Walk Around	15
360 Degree Padded Coaming	15
Bahamas T Top	16
1 of 2 Hose Reels	16
Subwoofer Under Gunnel Enclosure	16
Speaker Under Gunnel Enclosure	16
Custom Dive Door	16
Massive Dive Door Hinge	16
Safety Locker	16
Pump Room with Clear Cover	16
Only in a Bahama!	17
Removable Aft Seat	17
Sink, Live Well, Transom Door	17
1 of 2 Swim Ladders with Wash Down	17
Fiberglass Hardtop	17
Ladder and Access Hatch	17
Overhead Electronics Box	17
Lockable Electronics Box	17
Plotter	18
Video Depth	18
3D Plotter	18
Radar	18
Compass	18

Engine Data	18
Nav Data	18
Weather	18
Chart Radar Split Screen	19
Chart Depth Split Screen	19
Chart Chart Split Screen	19
Helm Seat	19
Helm Seat Storage	19
Helm Seat Aft	19
Tackle Center with 4 Drawers	19
Tackle Center	19
Insulated Well Under Aft Seat	20
Rocket Launcher/Leaning Post	20
Rocket Launcher	20
Head Looking to Starboard	20
Head Looking Forward	20
Head Looking Aft	20
Electric Locker Behind Mirror	20
Under Helm Looking Aft	20
Bow Shade	21
Bow Shade	21
Custom Release Table	21
Aft Shade Looking Aft	21
Stern Quarter	21
Aft Shade	21
Quads	21
Engines	21
Stern with UW Lights	22
Idle	22

Lower Units	22
Bow at Night	22
Bow at Night	22
All Interior Lockers LED Lit	22
Bow Locker	22
Overhead Lights	22
Evening	23
Electronics	23
Head at Night	23
Aft Cockpit at Night	23
Safety Locker	23
Aft Pump Area	23
Multi Color UW Lights	23
Multi Color UW Lights	23
Aft Well	24
Alternate Profile	24
Alternate Profile	24
Bow Quarter	24
Bow Quarter	24
Bow	24
Bow Quarter	24
Bow Quarter	24
Alternate Profile	25
Alternate Profile	25
Engines	25
CONTACTS	26
Contact details	26
Telephones	26
Office hours	26

Address

26

SPECIFICATIONS

Basic Information

Category: Center Console

Model Year: 2017

Year Built: 2017

Country: United States

Dimensions

LOA: 41' 3" (12.57m)

Beam: 11' 0" (3.35m)

Max Draft: 2' 4" (0.71m)

Speed, Capacities and Weight

Cruise Speed: 39 Kts. (45 MPH)

Max Speed: 50 Kts. (58 MPH)

Gross Tonnage: 5 Pounds

Water Capacity: 65 Gallons

Fuel Capacity: 580 Gallons

Accommodations

Total Heads: 1

Hull and Deck Information

Hull Material: Fiberglass

Engine Information

Engines: 4

Manufacturer: Mercury

Model: Verado

Engine Type: Outboard

Fuel Type: Gas

DETAILED INFORMATION

Walkthrough

REEL SKETCHY boasts the classic Center Console layout but everything is supersized so there is plenty of room to fish, relax and accommodate a host of friends.

Starting forward the underdeck anchor locker is accessed via a hinged hatch with the windlass and anchor hidden from view. Popup bow cleats offer a clear deck. Port and starboard are two five foot long seat boxes with insulated catch boxes below, removable cushions and removable backrest. Full padded bolsters surround the entire interior perimeter of the boat.

A deck hatch forward leads to an insulated fish box/storage area. Immediately aft is a hatch into the forward bilge area.

The console has a double seat forward with hinged access insulated storage below.

The console has all the amenities one would expect from a world class Sportfisherman with added touches like a large hardtop with console mounted legs clearing the deck space for walking and fishing!

The backrest of the console has a row of drink holders and rod holders, an aft facing seat with four tackle drawers and insulated storage below.

A custom Release rocket launcher and/or table is on a stainless steel pedestal with flush mounted deck puck just aft of the in deck live well. Further aft is a large hatch in the aft bilge/pump area which as shown in the photos is no less than a work of art.

A removable aft seat with backrest covers the live well, fresh/saltwater sink and walkthrough transom door.

A portside walkthrough dive door is a great advantage for docking, swimming or diving.

The portside Cabin access opens to a head, seven place rod storage, the concealed back side of the console and a clear deck space of 13' for storage of almost anything!

Deck Equipment

Fiberglass nonskid decks, diamond pattern Fiberglass nonskid Cockpit, diamond pattern (2) Rule 2000 GPH bilge pumps (2) Rule 1600 GPH Tournament live well pumps (2) Ultra Safety bilge pump float switches (2) 5 GPH Saltwater wash down system LED under gunnel multicolor strip lights w/remote control LED strip lighting in all storage areas LED Navigation lights, popup at bow (4) Stainless steel hawse pipes & cleats mounted under gunnel (2) Popup 10" bow cleats Heavy Duty rub rail 1/4"

Aluminum welded fuel tanks w/zinc chromate plating All hatches w/double seals & compression latches Freshwater wash down system on Glendinning hose reel system Saltwater wash down system on Glendinning hose reel at bow Lewmar Profish windlass w/chain/rope & free drop option Lewmar Delta 35 lb. polished stainless steel Delta anchor Stainless steel chain & rope combination Stainless steel bow shield for anchor Lewmar bow thruster w/dedicated Odyssey battery & Promariner Pro Sport 20 battery charger Aft bench seat atop live well w/wraparound backrest Aft live well w/custom clear hinged top (2) Retractable swim ladders in transom w/custom freshwater wash down 360 Degree upholstered bolster package Forward bow seating cushions w/removable backrests (4) Fender cleats, T type fit in rod holders Sunfly sunshade w/carbon fiber poles, canvas for fore or aft seating area Arid bilge system keeps bilges clean & dry 30K portside dive door w/custom ladder White engines w/custom painted Navy Blue accent trim (4) Mercury fuel/water separators & fuel shutoff valves Latham Marine stainless steel tie bar for engines All equipment areas in bilges covered w/clear acrylic gasketed hatches Large Release Cockpit table fits on stainless steel pedestal for rocket launcher

Fishing Equipment

Gem outriggers w/18' upgraded carbon fiber telescoping poles Birdsall 55" tackle center/helm seat w/rear facing cooler seat, (5) Release rod holders, (4) stainless steel cupholders, (2) tackle storage boxes, flip up seat w/tray underneath, (2) additional tackle lockers, (1) port, (1) starboard Storage locker below helm seat (14) 30 Degree stainless steel rod holders (3) Hubbell 12 volt kite or deep drop outlets (5) Lumitec underwater lights 5" Heavy duty gaff holder 3" Heavy duty gaff holder Standup rod storage inside console, double row Release rocket launcher w/drawer & 5" 30 degree rod holders (2) Stainless steel Pancake teaser reels Underwater camera (6) Mate Series cup holder/rod holders located midship Fresh/saltwater sink on transom under hinged cover

Console Equipment

Bahama signature fiberglass hardtop w/Birdsall "Schedule 80" leg assembly & 6 place rod storage w/port & starboard steps & starboard side hatch Navy Blue hardtop underside gelcoat (4) 36" Grab handle under hardtop 3 Piece EZ2CY forward/curved weather curtains (2) Aft facing Lumitec LED lights, (1) forward facing Lumitec LED light Power hydraulic steering system Edison tilt helm wheel w/speed knob Electronics are behind lockable hinged or sliding covers 4" Ritchie magnetic compass Fluorescent light over helm Windlass control at helm (20) Equipment switches w/indicator lights & backlit labels USB dual charging outlet at helm (2) Stainless steel drink holders at helm Mercury binnacle w/synchronizer function Lockable electronics lockers above & below Safety/kill switch Full width fold down footrest at helm seat Rubber shock mat at helm area Insulated cooler seat at front of console (2) Insulated wells under helm seat Mercury

“push to start” engine switches High water bilge alarm system 3/8” Acrylic windshield

Electronics

Garmin 24” 8624 MFD, plotter, radar, depth, weather, engine data (2) Garmin 12” 7612 MFD’s – plotter, radar, depth, weather, engine data, mounted in overhead box
 Garmin 12 KW open array radar
 Garmin keypad control
 1K Chirp transducer sounder module
 Weather module
 Garmin autopilot (2)
 Icom M-506 VHF’s w/remote mount
 overhead speakers mounted inside w/command mics at helm
 Fusion AV 750 stereo CD/DVD/Bluetooth
 Fusion MS-MRX 300 stereo remote at helm (8)
 JL Audio 7.7” under gunwale speakers (1)
 JL Audio 10” under gunwale subwoofer (1)
 8 Channel M Series JS Audio amp (1)
 JL Audio subwoofer amp
 GOST 1.0 Evolution tacking system w/Mercury engine immobilizer

Console Interior Equipment

Portside gasketed access door w/lock set 6’ 6”
 Headroom Electric marine head
 Faux teak sole w/glow in the dark seams
 Galley Maid 12 volt freshwater pump (2)
 Grab rails inside console
 Custom mirror/shelf w/USB phone charging station
 Fin holder storage system inside cabin & aft inside transom for lures
 Mercury power steering unit
 Storage bag for sunshade & poles
 Overhead Led lighting
 Backlit LEDs

Covers

Console cover
 Helm cover
 Helm seat cover
 Custom Quad engine cover
 Transom backrest cover
 Release rocket launcher cover
 Padded cover for custom table
 Custom stitching & piping

Electrical

12/24 Volt DC system
 120 Volt AC system (2)
 Pro Marine 40 amp battery chargers w/remote panels (6)
 Odyssey Group 31 batteries (6)
 Battery shutoff switches 50’ 30 Amp shore cord
 DC panel w/(12) DC protected circuits & electric battery switch
 AC panel w/(4) DC 120 volt circuits, main breaker & an analog voltmeter

Construction Notes

After gelcoating and skinning with polyester resin all hulls are vacuumed to their mold for the entire three week construction period. Even the interior liner is insulated and vacuumed into place while still in the mold.

The stringer system is solid fiberglass. Interior wells are installed with a flexible vinylester putty then fiberglass tabbed into place to provide no less than nine bulkheads to reduce hull twisting.

After being released from the mold the boat now one solid piece is ready for rigging.

Resins are vinylester and Isophathalic. Coring is of PVC foam material. Hand laid laminate schedule including Kevlar and biaxial fiberglass matting.

Remarks

Known as the Bentley of fishing boats, the Bahama 41 is the undisputed king of the Center Console market.

All leave the factory as “top of their class” custom Sportfishing machines.

That is where REEL SKETCHY differs from her sisterships! From her always lift stored history, ceramic coated gelcoat, clean dry bilges, expertly equipped inventory of accessories and options, you will find no equal!

Showing very little wear and tear this boat is a very sensible alternative to building a new boat.

Platinum engine warranty until June 13, 2022, ceramic coated top to bottom for ease of maintenance.

12/5/19 Name removed in anticipation of a sale, all areas re-ceramic coated.

Bring your tackle and go!

Exclusions

While every effort was made to list all pertinent included equipment aboard REEL SKETCHY, there are some personal belongings aboard. Prospective purchasers should assume any item not specifically mentioned herein will not convey at closing.

Disclaimer

The Company offers the details of this vessel in good faith but cannot guarantee or warrant the accuracy of this information nor warrant the condition of the vessel. A buyer should instruct his agents, or his surveyors, to investigate such details as the buyer desires validated. This vessel is offered subject to prior sale, price change, or withdrawal without notice.

Exclusions

Owner's personal belongings.

Disclaimer

The Company offers the details of this vessel or yacht in good faith but cannot guarantee or warrant the accuracy of this information nor warrant the condition of the vessel. A buyer should instruct his representatives, agents, or his surveyors, to investigate such details as the buyer desires validated. This vessel or yacht is offered subject to prior sale, price change, or withdrawal without notice.

PHOTOS

Bow Area



Free Drop Windlass




Bow Seating



Bow Seating Port



Bow Seating Starboard




6' Catch Wells Under Bow Seats




Bow Thruster Locker, Charger and Battery




Forward Well




Bow Seat




Insulated Well Under Seat



Wide Gunnel and Walk Around



360 Degree Padded Coaming



Bahamas T Top



1 of 2 Hose Reels



Subwoofer Under Gunnel Enclosure



Speaker Under Gunnel Enclosure



Custom Dive Door



Massive Dive Door Hinge




Safety Locker



Pump Room with Clear Cover



Only in a Bahama!



Removable Aft Seat



Sink, Live Well, Transom Door



1 of 2 Swim Ladders with Wash Down




Fiberglass Hardtop



Ladder and Access Hatch



Overhead Electronics Box



Lockable Electronics Box



Plotter



Video Depth



3D Plotter



Radar



Compass



Engine Data



Nav Data



Weather



Chart Radar Split Screen



Chart Depth Split Screen



Chart Chart Split Screen



Helm Seat



Helm Seat Storage



Helm Seat Aft



Tackle Center with 4 Drawers



Tackle Center



Insulated Well Under Aft Seat



Rocket Launcher/Leaning Post



Rocket Launcher



Head Looking to Starboard



Head Looking Forward



Head Looking Aft



Electric Locker Behind Mirror



Under Helm Looking Aft



Bow Shade




Bow Shade



Custom Release Table




Aft Shade Looking Aft



Stern Quarter



Aft Shade



Quads



Engines



Stern with UW Lights



Idle



Lower Units



Bow at Night



Bow at Night



All Interior Lockers LED Lit



Bow Locker



Overhead Lights



Evening



Electronics



Head at Night



Aft Cockpit at Night



Safety Locker



Aft Pump Area



Multi Color UW Lights



Multi Color UW Lights



Aft Well



Alternate Profile



Alternate Profile



Bow Quarter



Bow Quarter



Bow



Bow Quarter




Bow Quarter



Alternate Profile



Alternate Profile



Engines



CONTACTS

Andrey Shestakov, leading yacht broker of the sales department of Shestakov Yacht Sales Inc. Shestakov Yacht Sales Inc., the official representative of the Miami/Fort Lauderdale FL headquarters.

Contact details

Email: **andrey@shestakovyachtsales.com**

Web: shestakovyachtsales.com/en/

Telephones

USA: **+1(954)274-4435**

Office hours

Monday – Saturday: **9:00 - 21:00** EDT

Sunday: **closed**

Address



Harbour Towne Marina, 850 NE 3rd St, STE 213, Dania, FL 33004