

## LAURALINE — GRAND BANKS



**Builder:** GRAND BANKS

**LOA:** 46' 0" (14.02m)

**Year Built:** 2002

**Beam:** 14' 9" (4.50m)

**Model:** Trawler Yacht

**Price:** PRICE ON APPLICATION

**Location:** United States

Our experienced yacht broker, Andrey Shestakov, will help you choose and buy a yacht that best suits your needs **Lauraline — GRAND BANKS** from our catalogue. Presently, at **Shestakov Yacht Sales Inc.**, we have a wide variety of yachts available on our sale's list. We also work in close contact with all the big yacht manufacturers from all over the world.

If you would like to buy a yacht **Lauraline — GRAND BANKS** or would like help answering any questions concerning purchasing, selling or chartering a yacht, please call **+1(954)274-4435**

# TABLE OF CONTENTS

TABLE OF CONTENTS	2
SPECIFICATIONS	5
Overview	5
Basic Information	6
Dimensions	6
Accommodations	6
Hull and Deck Information	6
Engine Information	6
DETAILED INFORMATION	7
DIMENSIONS	7
ACCOMODATIONS:	7
VESSEL WALKTHROUGH	9
SALON & GALLEY	10
ELECTRICAL	11
Electronics and Navigation	11
Mechanical	13
HULL and DECK	14
Flybridge	16
ADDITIONAL EQUIPMENT	16
Exclusions	17
COMMENTS	17
Disclaimer	18
Exclusions	18
Disclaimer	18
PHOTOS	19
31	19
17	19
35	19

33	19
39	19
21	19
22	20
7	20
20	20
16	20
19	21
15	21
13	21
27	21
29	21
11	21
9	22
25	22
3	22
23	22
32	22
37	22
5	23
28	23
4	23
34	23
30	23
12	23
24	24
2	24
36	24
6	24

14	24
18	24
38	25
10	25
8	25
26	25
CONTACTS	26
Contact details	26
Telephones	26
Office hours	26
Address	26

---

# SPECIFICATIONS

---

## Overview

---

**ORIGINAL OWNER VESSEL**

**RECENTLY UPDATED ELECTRONICS - STATE OF THE ART**

**THREE STATEROOM MODEL – Includes large Master Forward w/Island Queen Berth**

**Well Maintained by Knowledgeable Owner - -In Excellent Condition**

**Large Spacious Salon with 360 Degree Panoramic Views**

**Preferred Caterpillar Engines – Electronically controlled - LOW HOURS**

**Fast Trawler – Capable of 20 Knot Speed**

**Galley “UP” Allows Cook to Be Part of the Guest Activities, and Provides Excellent View to Waterway, Sliding windows**

**Dual- Interior and Exterior Access to Spacious Engine Room with Twin Caterpillar Drives**

**Fully Equipped – Five zone Air Conditioning ( 48,000 BTU), Generator, Bow Thruster,**

**Large Covered Aft Deck - Double Doors to Saloon – Covered Side Decks – Working Foredeck**

**Two Lazerettes - Large Mechanical Room - Aft Storage Room - Crash Bulkhead**

**Huge Flybridge w/Upper Helm – Guest Seating Area – Tender Storage w/Davit - New Bimini**

**If you are looking for a fantastic cruising boat that is exceptionally well equipped and in excellent condition, this will be your vessel of choice. We believe she is the finest 46 Europa on the market. Her original owner has lovingly maintained this vessel, and the care and attention shows.**

**Please call the listing broker immediately to make an appointment to see her.**

## Basic Information

Category: Trawler Yacht	Model Year: 2002
Year Built: 2002	Country: United States
Fly Bridge: Yes	

## Dimensions

LOA: 46' 0" (14.02m)	Beam: 14' 9" (4.50m)
----------------------	----------------------

## Accommodations

Total Cabins: 3	Total Heads: 2
-----------------	----------------

## Hull and Deck Information

Hull Material: Fiberglass
---------------------------

## Engine Information

Engines: 2	Manufacturer: Caterpillar
Model: 3126B	Fuel Type: Diesel

---

## DETAILED INFORMATION

---

### DIMENSIONS

---

LOA –	52 ft .....	15.85 meters
Length on Deck	47 ft 1 in .....	14.35 meters
LWL	44 ft 10 in .....	13.66 meters
Draft	4 ft 5 in .....	1.35 meters
Beam	14 ft 9 in .....	4.5 meters
Min Bridge Clearance	15 ft (mast lowered) .....	4.57 meters
Max Bridge Clearance	23 ft 2 in .....	7.06 meters
Displacement	43,000 lbs .....	19,504 Kilo
Engines: Twin Caterpillar 3126-B Diesel -450 HP each ( 425 hours)		
Generator: Onan MDKAB 13.5 KW ( 270 hours)		

### ACCOMODATIONS:

---

Rare model featuring 3 cabins forward, with the master at the most forward, and private, part of the accommodations. Moving aft, a comfortable guest cabin is to Port with 2 lower berths, and a second guest cabin is to Starbd with upper and lower berths. The master has an en-suite private head & shower, and the guest cabins share a head & shower which is located on the Starbd side of the companionway.

**MASTER CABIN:** The master cabin is forward with a centerline queen berth and private en-suite head w/enclosed shower

Centerline Queen berth w/memory foam mattress

4 Opening, screened ports

overhead opening hatch, and emergency exit

Storage under Queen berth

Storage on Port & Starbd sides of berth

**Bureau w/6 drawers**

**All teak woodwork**

**Full Length make up mirror**

**hanging locker - cedar lined closet**

**reading lamps**

**LED lighting overhead**

**Air conditioning w/ fan speed control**

**CO2 detector**

**Master Head: Mirrors, , opening porthole, Storage lockers, Exhaust blower, Indicator light for holding tank, Teak Shower Gratings w/ drain pump, Shower stall separate w/ bi-fold door, Sink/countertop, cultured marble, Toilet, Marine, vacuflush, Grohe faucets**

**GUEST CABIN -1 Port Side**

**2 Single berths**

**3 Drawers under each berth**

**Custom A/C Fan speed control**

**Teak door panels**

**Overhead lights**

**Teak hanging locker, cedar lined**

**Screened opening port**

**GUEST CABIN-2 on Starbd side - Ideal for children, nanny or crew**

**Separate AC control**

**Over & Under berths,**

**Screened opening port**

**reading lights**

**Hanging locker**

**Mirror**



## Bureau

**GUEST HEAD:** Mirrors, Opening porthole, Storage lockers, exhaust blower, Indicator light for holding tank, Gratings, teak, Shower w/ drain pump, Sink/countertop, cultured marble, Toilet - Marine Vacuflush

## VESSEL WALKTHROUGH

---

**EXTERIOR:** Vessel may be boarded from either side through opening gates in the SS railing, or from the stern swim platform w/ teak steps to the main deck. There is a huge aft cockpit with access to wide protected walk ways on both sides of the vessel. The aft deck and sides are protected by an overhang from the flybridge.

Mechanical lazette and aft lazette are accessed via hatches in aft cockpit.

There is plenty deck space at the bow for handling lines. One particular feature of this vessel is the complete 360 degrees of walk around deck, and protection by a high bulwark and SS rail around the entire vessel.

The Flybridge is accessed from an easy to ascend molded fiberglass stairway (no ladders), with teak steps and SS rail on either side. There is a very large L-shaped guest seating area and table, and complete helm with double seat, and a second double seat facing forward under the Bimini (seating 8). Aft of the guest area is a dedicated tender storage area with davit, and folding radar mast. A Frigibar unit provides convenient cold storage for this deck. Dry storage is provided under the console and seats, and teak grates line all under-seat storage.

**INTERIOR:** Vessel is entered from large double doors on the covered aft deck. Or can also be entered from the door on the Starboard side at the lower helm station.

Upon entering the salon from the aft deck, there is an L-shaped Settee to Port, with a dining table, and a straight settee to Starboard. Forward on the Port side is a large galley and to Starboard is the lower helm station. This is all on one level and has large glass windows on all sides for excellent visibility and light. Full length curtains and LED valance lights provide privacy and warm lighting.

Moving forward, down a few stairs there is a guest cabin to port w/two lower berths. To Starboard, is a second guest cabin with upper and lower berths. A full head and shower serve these cabins and is accessed from the central companionway on Starboard side.

Forward on this level is the large Master stateroom w/Private head and shower

There are opening ports on both sides of the exterior cabin house which is raised above the deck, for light and ventilation to all cabin and bath areas.

**A Teak Parquet sole is throughout the vessel w/ Matte finish**

---

## **SALON & GALLEY**

---

**Salon and Galley are on the main level with easy access from the aft cockpit, through double opening doors, or side door on Starboard side ( at the helm). There are large windows forward, sliding windows to the sides, and fixed aft windows for a bright and airy interior.**

**Galley: The galley is located forward on the port side, and has Beige Corian countertops, and molded Corian sink. There is extra under counter storage with convenient lift up counter top panels along the forward section of the galley for dishware and cutlery.**

**A practical divider separates the Galley from the Salon, and houses the microwave oven and additional storage cabinets. More storage cabinets are overhead, forward, and a custom pantry and liquor cabinet is built in to the cabin stairwell to Port**

**Refrigerator – Norcold DE441**

**Gas Cooktop - Seaward (3 burner) w/Corian counter cover - propane tank storage is on the Flybridge.**

**Fisher and Paykel Dishwasher**

**Microwave Convection oven - Sharp R-820BK**

**Icemaker/fridge Combo – U-Line ULN-C029B-00**

### **SALON:**

**Teak parquet floor throughout**

**Opening side windows**

**L-shaped Settee to Port with Teak High/Low- gas cylinder assist - table for dining ( oval folding leaf opens to seat 8 or more)**

**Storage under settee**

**Straight settee to Starboard doubles as additional berth**

**Storage and entertainment cabinets flank the rear exit doors- Stereo system cabinet to Starboard.**

**LED overhead lighting, Full curtains,Valence lighting**

**Overhead teak grab rails - and teak hand rails at stairs**

**Storage cabinet with ice maker and bar behind helm seat**

**Lower Helm: Lower helm has a fixed seat and is open to the Salon. A door leads from the helm to the Starbd side deck for easy deck access. Instrument panel at the helm and overhead instrument panel provide a complete instrument package. There is excellent visibility through 3 large windows forward, and the side and aft window areas. Main AC and DC breaker panel is in a lit cabinet to Port of the helm. A custom teak "Himalaya Box" houses the Furuno console, VHF and Simrad auto pilot displays**

---

## **ELECTRICAL**

---

**50 amp 220V shore cable with optional forward and aft yacht connections**

**Mastervolt Charge master 12/50-3 charger ( new 2014)**

**Engine start batteries: (2) Mastervolt 12/225 8D AGM ( new Jan 2014)**

**Generator Start battery – Mastervolt ER 34 AGM**

**Complete electric breaker panel for AC and DC functions - Master DC junction panel in Engine Room, AC/DC meters monitoring voltage and current functions next to helm. AC junctions available at concealed panel in 3rd cabin behind the helm**

---

## **Electronics and Navigation**

---

**Navigation and Digital Systems**

**Integrated Furuno Navnet System with 10.4” color Navigational Displays:**

**Furuno 1933C/NT 10.4” high brightness LCD color displays, upper and lower helms, pointplotter and 4.0 kw 48 nautical mile radar with 3.5’ open array and 2.2 degree beamwidth.**

**Furuno C-MapNT cartography chartplotter with split-screen or radar overlay, trackball control, displays are housed in custom waterproof display console on FB**

**Furuno Ethernet hub adaptor integrates radar, plotter, sounder, video and GPS functions including GPS-37 WAAS/DGPS chartplotter receiver/navigator. Both GPS and depth are**

repeated on independent 4.5" display at both helms.

Furuno BBFF1 600 watt sounder/fish finder integrated into Navnet Ethernet consoles

Lorex video backdown camera, engine room camera, both displayed at FB helmstation

Independent Furuno GP-36 4.5" GPS display at upper helm, 2 GPS receivers

RD-30 4.5" LCD displays at both stations for independent Furuno 235khz dual-frequency multi-sensor transducer providing depth and temperature data

Simrad AP-22 Autopilot RPU160 with remote controller, RFC35 rate compass upgrade, control panels at both helms.

Independent VDO rudder angle indicators at each station

Dual I-Com VHF stations and handheld VHF for dingy

Dual station Ritchie 4.5" magnetic compasses provide reliable analog headings

All manuals and documentation included

**CAT Engine and Generator Displays:**

**A. Full set of VDO Ocean Line analog gauges at each station monitoring engine functions;**

**1. Tachometer and engine hours**

**2. Coolant temperature and oil pressure ,**

**3. Alternator current ,**

**4. Turbocharger exhaust gas temperature (lower station)**

**B. CAT service panels at both helms with fault-light indicators and alarm for oil pressure, temperature, engine fault and engine maintenance indicator.. Flash-codes present 24 diagnostic engine fault indications including transmission oil pressure and temperature. Engines will electronically self de-rate depending on the severity of the indication. CAT start-stop controls at upper panel and main electrical panel. Blowers at main panel.**

**C. Engine synchronizer and low-speed switch control at both helmsD. Generator status lights at both upper and lower service panelsE. Full set of CAT service and maintenance manuals**

**Controls and Monitors at Both Helm Stations:**

**A. Bennett trim-tab rocker switchesB. CAT start and stop buttons, synchronizers and slow speed switchC. Horn and dual-beam Jabsco searchlight controlsD. Lofrans winch for dual anchors, also controlled at bowE. Panish throttle and gearshift, low-friction cables (2014)F.**

## **Vetus bow-thruster joysticks**

**Lower Helm**A. Exhaust gas temperature monitor (pyrometers) for turbochargers  
**B.** Full complement of AC and DC voltage and current monitoring, Battery and Gen. status on panel to starboard of lower helm  
**C.** Bilge pump cycle counter (3 main pumps)

**Upper helm**A. Lorex video camera Navnet Display: engine room and back-down cameras  
**B.** Stereo: New AM, FM, CD Bluetooth with Babb waterproof speakers

## **ENTERTAINMENT SYSTEMS**

**Stereo – Sony CDX-3600 w/CD**

## **Mechanical**

---

**ENGINES:** Twin Caterpillar 3126B ( 450 hp) – 425 hours

**Transmissions:** Twin Disc MG-5075A ( 2.53:1 gear ratio)

**Propellers:** 4 blade 28” - 28.5” pitch - CJR Propulsion - bronze

**Aquadrive** Anti-vibration engine couplings w/Durmax dripless shaft seals

**Prop Shafts – 2” SS ( Aquamet 22 alloy)**

**Racor fuel filters – 900MA w/vacuum gauges**

**Oil change kit – Groco BMX 3-60 - (Engines and generator)**

**Engine Room Blowers – Peck Vehicles PVH**

**Generator – Onan MDKAB 13.5 KW - upgrade from standard - ( 270 hours)**

**Generator filter – Racor 500 MA**

**Air Conditioning – Marine Air System (reverse Cycle) - Custom Five-zone reverse-cycle AC system, control panels in forward cabin, galley and salon, totaling 48,000 BTU, 3-compressors in mechanical lazarette aft of engine room :**

**A.** 16,000 BTU Marine-Air installed for forward and starboard cabins with 12k BTU air-handler below forward bed, and second 6k BTU air-handler with fan control for guest cabin  
**B.** 16,000 BTU Marine-Air unit split for forward Salon/galley area and port cabin with 12k BTU air handler in FB console, 6k BTU handler with fan control under aft port bunk  
**C.** Dedicated 16,000 BTU main-salon AC system with air handler under port settee  
**D.** All 3

compressors are installed in the mechanical lazarette for easy access and service. Spare AC cooling water pump – direct factory replacement

Exhaust/water separator – Centex Industries

Bow Thruster – Vetus 24V 7.0 KW (9.5HP) bow thruster, factory installed tube - Two dedicated GR 3112V Marine batteries., Guestpro 2620 charger under fwd. berth. New joysticks.

Windlass - Lofrans Tigress 1200W windlass – w/ Dual helm-station windlass controls

Fresh water heater – Seaward S1900 ( AC or engine heated)

Fresh water pump - Paragon senior PSR – w/ Groco Accumulator tank - 3 way valve to provide dockside supply option ( spare pump on-board)

Sea water pump - Flojet 4325-143 w/ Jabsco accumulator tank - at anchor station

Electric Bilge pumps – (3) Rule 2000 GPH

Shower drain pumps – Rule 500 GPH

Hand bilge pump - Whale Gusher 10 MK3

Toilets – Sealand Vacum Flush System – 508 – w/ Sealand 12v macerator

Factory installed hook-up for water maker and washer/dryer in Mechanical Lazarette

---

## **HULL and DECK**

---

Teak decks - (well maintained) - Teak caprail - Teak overlay on transom

Hull undercoat – Epiglass Epiguard 199 w/Epoxy Primer/Interlux Micron CSC ( 3 coats)

Custom teak swim platform and SS brackets (new 2012),

Factory transom hot and cold swim shower w/Grohe fixtures

Optional Fiberglass spray rails forward at waterline

SS rail guards full length of all side rails

Anchoring: FRP Bow Sprit w/ SS-anchor roller assy. Incl. 35lb. Danforth and 250ft. 5/8 nylon rode and 66lb SL plow with 250ft. 3/8 galv. Chain, Lofrans Tigress 1200W windlass. Spare Fortress 40 lb. with 250ft. rode. Winch control at both helms and forward station.

Eight 10” SS mooring cleats on inside bulwark

**Raw water wash-down pump system at windlass station.**

**Windshield wiper motors – Exalto 223BD**

**Airhorn Trumpet – Kahlenberg S-0A**

**Sun covers on forward windows and side windows**

**Inventory of spare lines, floats, bumpers, power cords**

## **Main Deck**

This vessel employs 2 Port and Starbd access doors , and 1 access door at transom, to enhance boarding convenience and safety. Sturdy stainless steel handrails line side decks. The teak decks are in superb condition, and the meticulous maintenance this boat has enjoyed is clearly evident. The varnished joiner work and the vessel's overall condition is Bristol. The overhanging upper deck begins forward of the deckhouse and covers the side and aft decks. The Grand Banks hawsepipes and cleats are massive, and noticeably sturdy. The ships electrical service can be supplied fore or aft. Forward, on the anchor pulpit is a Lofrans windlass and two stainless steel anchor rollers. Aft, a large hatch with gas lifts accesses the mechanical lazarette, laundry and engine room. The main cabin entrance is through double sliding teak and glass doors that pocket to the starboard, and there is a door immediately outboard of the lower helm, accessing the starboard side deck.. One climbs to the flybridge via a molded FRP stairway with sturdy hand rails and teak treads. An aft lazerette for storage and steering gear is separated from the engine room by a crash bulkhead.

- Overhang protection, side and afterdeck
- Custom boarding doors at 3 gates
- Secure stainless railings, all around
- LoFrans double capstan windlass
- Secure molded stairs to flybridge
- Extra heavy-duty cleats and hawsepipes
- Teak decks in excellent condition
- Extensive protective canvas covers

## **Aft Deck**

**Teak decking, large covered outside seating area on main level ( Salon level)**

**Hatch, Pneumatic cylinder assisted w/ lock - ladder to lazarette area and engine room**

**Stairway to fly bridge, molded fiberglass - Storage locker below stairs**

**Rail gate and teak Salon doors, LED courtesy lights**

**Sliding hatch, teak frame**

**Transom boarding steps, teak**

**Power and freshwater connections molded into transom**

#### **TANKAGE:**

**Fuel – 630 gals ( in 2 tanks) ..... 2,385 liters**

**Water – 300 gals ( in 2 tanks) ..... 1,136 liters**

**Waste – 50 gals ( in 2 tanks) ..... 189 liters**

## **Flybridge**

---

Flybridge is accessed by a molded fiberglass stairway from the aft deck. A hatch protects the aft deck in inclement weather. It is large and divided into a comfortable guest seating area, and tender storage is aft. The flybridge upper helm is set up for complete control of the vessel with all navigation and monitoring equipment. There are 2 forward facing seats. A double helm seat, and double companion seat. The forward half of the flybridge is protected by a Bimini top and Isinglass enclosure, with easy opening windows forward for ventilation. All seats have storage under - with teak grates

**Davits: Brower systems 110V 800lb Davit with 4” steel support extending to main deck**

**Bimini, Weather Curtains and Side Cloths: Stamoid Navy and Regalite (3M) Glass New-6/2015**

**Settee cushions and cover, Teak-Grate style table cover; 7 cushions for bench seats**

**Frigibar 5.5 cu.ft. Refrigerator freezer offers convenient cold storage on the Flybridge**

**Yacht-Mast with tilting-base - Radar antenna, GPS antenna, deck lights - 23’2” clearance up, 14’ 7” down**

## **ADDITIONAL EQUIPMENT**

---

**Rail mounted Magma SS gas grill and cooker**

**All USCG safety equipment and PFD’s. Inspected April, 2015.**



**Electrical, water and vent factory installed for washer dryer in mechanical lazarette**

**Electrical, plumbing and through-hull factory installed for water maker in lazarette**

**Emergency tiller arm in aft lazarette**

**Custom dockside water option with 3-way valve and filters**

**Six fenders and four ball floats**

**Sunscreens on forward windshields and exposed side windows**

**Extensive inventory of spare parts, replacement pumps, belts, filters, zincs**

**Full set of Caterpillar manuals**

**Plus manuals for other equipment - Air conditioning, Plumbing, and Grand Banks manuals**

---

## **Exclusions**

**Owner's personal effects**

---

## **COMMENTS**

### **COMMENTS**

When most people discuss trawler yachts, the first name that comes to mind is Grand Banks. The company has been building these excellent cruising yachts since 1963, and has been successful in selling these fine yachts in all types of market segments. With their classic seaworthy lines, and warm teak trim, Grand Banks vessels always stand out in a crowd.

The Grand Banks 46 Europa is built on the same semi-displacement, hard chined hull as the GB-46 classic, but her flybridge is extended over the aft deck, and covers the walk around side decks with adequate space for dingy and davit. One of the many advantages of this arrangement is the shade and protection afforded to the aft deck. And with the double wide doors leading to the Salon – the aft deck becomes an extension of the interior on pleasant days, and a protected area in inclement days. It also affords much more seating space on the flybridge.

Although the hull is built of fiberglass, the Europa-46 has the classic planking lines of a wooden vessel. She also has a traditional plumb bow with hard chines and optional lower spray rails that send spray out and away from the boat, providing a comfortable and dry

ride. The transom is covered in teak, in the traditional Grand Banks style, and there is a teak swim platform, and teak steps, for easy boarding from the water.

There are several layouts available, and this vessel has the desirable 3 cabin design. She is also equipped with many exterior options, including: full SS railings around the entire vessel, Teak caprails and accent around the flybridge, opening stern rail gate and side gates, full rub rails, FRP Bow Sprit, tilting mast, and much more.

## Disclaimer

---

The Company offers the details of this vessel in good faith but cannot guarantee or warrant the accuracy of this information nor warrant the condition of the vessel. A buyer should instruct his agents, or his surveyors, to investigate such details as the buyer desires validated. Hours listed may vary from actual hours due to recent use. Purchaser is encouraged to verify hours prior to purchase. This vessel is offered subject to prior sale, price change, or withdrawal without notice.

## Exclusions

---

Owner's personal belongings.

## Disclaimer

---

The Company offers the details of this vessel or yacht in good faith but cannot guarantee or warrant the accuracy of this information nor warrant the condition of the vessel. A buyer should instruct his representatives, agents, or his surveyors, to investigate such details as the buyer desires validated. This vessel or yacht is offered subject to prior sale, price change, or withdrawal without notice.

# PHOTOS

17



31



35



33



39



21



7



22



20



16





19



15



13



27



29



11



9



25



23



3



37



32





5



28




4



34



30



12



24



2



6



36



14




18





38




10



8



26



# CONTACTS

---

Andrey Shestakov, leading yacht broker of the sales department of Shestakov Yacht Sales Inc. Shestakov Yacht Sales Inc., the official representative of the Miami/Fort Lauderdale FL headquarters.

## Contact details

---

Email:  
**andrey@shestakovyachtsales.com**

Web: [shestakovyachtsales.com/en/](http://shestakovyachtsales.com/en/)

## Telephones

---

USA: **+1(954)274-4435**

## Office hours

---

Monday – Saturday: **9:00 - 21:00 EDT**

Sunday: **closed**

## Address

---



Harbour Towne Marina, 850 NE 3rd St,  
STE 213, Dania, FL 33004