

GRACE — HINCKLEY



Builder: HINCKLEY

LOA: 37' 0" (11.28m)

Year Built: 2009

Beam: 11' 2" (3.40m)

Model: Motor Yacht

Price: PRICE ON APPLICATION

Location: United States

Our experienced yacht broker, Andrey Shestakov, will help you choose and buy a yacht that best suits your needs **GRACE — HINCKLEY** from **our catalogue**. Presently, at **Shestakov Yacht Sales Inc.**, we have a wide variety of yachts available on **our sale's list**. We also work in close contact with all the big **yacht manufacturers** from all over the world.

If you would like to buy a yacht **GRACE — HINCKLEY** or would like help answering any questions concerning purchasing, selling or chartering a yacht, please call **+1(954)274-4435**

TABLE OF CONTENTS

TABLE OF CONTENTS	2
SPECIFICATIONS	4
Basic Information	4
Dimensions	4
Speed, Capacities and Weight	4
Accommodations	4
Hull and Deck Information	4
Engine Information	4
DETAILED INFORMATION	5
Hull and Deck	5
Construction	5
Cockpit	5
Pilothouse	6
Electronics/Navigation Equipment	6
Interior Accommodations	7
Electrical	8
Engine/Mechanical	9
Sound Reduction	10
Additional Equipment	10
Exclusions	10
Disclaimer	10
PHOTOS	12
Aft Deck	12
Aft	12
Helm Station	12
Chair 1	12
Seating Area	12
Galley 1	12

Galley Closed	12
Steps	12
Cabin	13
V Berth	13
Engine Room	13
Forward Hull	13
1	13
CONTACTS	14
Contact details	14
Telephones	14
Office hours	14
Address	14

SPECIFICATIONS

Basic Information

Category: Motor Yacht

Model Year: 2009

Year Built: 2009

Country: United States

Dimensions

LOA: 37' 0" (11.28m)

Beam: 11' 2" (3.40m)

MFG Length: 36' 9" (11.20m)

Speed, Capacities and Weight

Displacement: 17000 Pounds

Water Capacity: 40 Gallons

Holding Tank: 27 Gallons

Fuel Capacity: 220 Gallons

Accommodations

Total Cabins: 1

Hull and Deck Information

Hull Material: Composite

Hull Color: Blue

Engine Information

Engines: 2

Manufacturer: Volvo

Model: D-4 common rail

Engine Type: Inboard

Fuel Type: Diesel

DETAILED INFORMATION

Hull and Deck

- Star & Stripes Blue Awlgrip topsides
- Light Cream gelcoat cabin house and deck, with nonskid pattern.
- Double Light Cream bootstripe
- Black bottom
- New exterior varnish

Construction

- Flush foredeck anchor locker with hinged hatch and fold-out anchor roller
- Rounded, tapered, varnished teak toe rail with Hinckley profile
- Stainless steel (S/S) half-round on fiberglass molded rub rail
- Optional S/S ¾" chafe strip across transom including stern door
- Swim platform: Heavy-duty fiberglass swim platform with teak insert treads, S/S bracket and S/S half-round rubrail
- S/S telescoping 3-step folding swim ladder that stores under swim platform
- Optional S/S Swim handle on transom painted to match the hull
- Varnished teak eyebrow molding around cabin top
- Five (5) varnished teak handrails port and starboard on cabin top, port and starboard on pilothouse top and aft end of pilothouse
- Custom Hinckley 316L stainless steel bow chocks
- Optional two (2) 10" pull-up bow cleats and two (2) 10" pull-up stern cleats in type 316L
- S/S in place of standard fixed cleats
- Four (4) 8" pull-up spring cleats amidships all in type 316L S/S in lieu of fixed
- Three (3) deck-mounted fender pad eyes with toe rail chafe strips each side
- Optional custom deck socket to receive shore cord pole
- Four (4) elliptical opening ports on house sides with screens

Cockpit

- Optional teak sole - winter 2012-2013
- Varnished teak coaming and coaming cap
- Cockpit has seating that includes cushioned forward-facing transom seating and port and starboard aft-facing seats located at the forward end of the cockpit
- Storage underneath all seating
- Optional custom removable and folding lounge filler between the port aft-facing cockpit seat and the transom seat with cushion, teak legs, Stamoid cover and

Stamoid storage bag

- 2013 - New Cockpit Cushions fabric - Perennials Beachside Stripe 850-78 Azure Sea.
- 2013 - New Boat Pillows – and covered in Perennials Verry Terry Oyster 980-24 and Durelee Pavilion 15411, Blueberry
- Cockpit/Pilothouse amenity lockers with varnished louvered teak doorsOptional custom varnished teak drawers in Cockpit/Pilothouse lockers above louvered doors Hinckley designed flip down boarding steps in port and starboard coaming
- Starboard transom door entry from swim platform
- Cockpit shower with hot/cold mixing valve at transom door
- Flush cockpit storage locker with hinged hatch and removable zippered storage bag Cockpit lighting located mounted underneath port and starboard side decks
- Optional CATV dockside inlet located next to shore cord
- Optional dockside water connection located next to shore cord
- Stamoid covers for cockpit seating
- Stamoid cover for cockpit with zippered for access from transom door

Pilothouse

- Optional teak sole in Pilothouse
- Varnished teak on interior pilothouse sides, instrument pod, and dash
- Varnished teak handrail on centerline
- Varnished teak companionway door with bi-fold hatch and lock
- Optional gas strut for bi-fold hatch
- Stainless Steel steering wheel with varnished wood rim
- Optional Hinckley “Talaria” logo on steering wheel hub
- Two (2) Stidd 500N Admiral Slimline helm seats with X2 footrests covered in Ultra leather Almond with Sapphire piping
- Optional chrome pedestals, chrome footrest mounts, and chrome accent pieces
- Optional electric fore/aft and up/down movement for helmsman seat – companion seat is manual
- Settees port and starboard with storage underneath.
- 2013 Cushion fabric - Perennials Beachside Stripe 850-78 Azure Sea.
- Optional five (5) custom i2system dimmable profile lights with chrome bezels in bright white located in acoustic foam headliner
- Optional two (2) custom i2system dimmable profile lights with chrome bezels in red located in acoustic foam headliner over helm and companion seating
- Stamoid/Eisenglass 3-piece drop curtains to enclose Pilothouse area
- Stamoid interior window sun covers for all Pilothouse windows
- Stainless steel Cup holders throughout

Electronics/Navigation Equipment

Electronics

- Optional Raymarine “G” series electronics package with 15” Display, GPM-400 processor, and 4 KW 48” HD digital open array radar
- Optional Sirius weather service for Raymarine interface
- Optional KVH Azimuth 1000 digital compass
- Raymarine DSM300 sounder module
- Raymarine GPS differential antenna mounted on roof top
- Standard Horizon PS 1000 VHF Radio with ram mike
- Raymarine ST-6001 Autopilot with interfaced to GPS

Stereo/Entertainment

- Alpine FM/CD/Satellite receiver-ready stereo with iPod connection
- Two (2) MB Quart marine speakers in Pilothouse painted to match with dedicated amplifier and volume control
- Two (2) MB Quart DKE-116 in interior forward bulkhead
- Optional cherry frames and cloth covers for interior speakers
- Optional two (2) MB Quart marine speakers in cockpit painted to match with dedicated amplifier and separate volume control for cockpit
- Optional 20” LCD TV mounted in forepeak locker with audio playback through stereo Optional Sirius satellite radio connected to stereo

Interior Accommodations

Entry is from the pilothouse companionway to the Galley to port, private Head to starboard and the V-berth accommodations forward. The Interior is finished in satin-varnished cherry. The cabin sole is varnished teak and tulipwood and has Sunbrella cabin sole cover.

- Locker doors are solid cherry and have louvers
- Drawers are solid wood and have solid cherry faces
- Optional seven (7) custom i2system dimmable profile lights with chrome bezels in bright white located in acoustic foam headliner
- Optional two (2) custom i2system dimmable profile lights with chrome bezels in bright white located in v-groove headliner
- Optional custom style switches and outlets in cabin and head
- Optional 10,000 BTU air conditioning unit to service cabin and head
- Optional gloss varnished cherry wood countertop in place of Corian to match head
- V-berth with removable V-berth insert cushion – 2013 Perennials Beachside Stripe 850-78 Azure Sea fabric.
- Two (2) storage drawers and storage compartment with drop down door beneath V-berth
- Cedar-lined hanging locker is just aft of the V-berth to starboard with drawer

beneath

- Large locker to port with shelves
- Undermount stainless steel sink in galley with Grohe single lever, pull out faucet
- Fully insulated and self-draining refrigerator icebox with 12-volt cold plate
- Single-burner electric cook-top with cherry cover
- GE 600-watt 110-volt microwave oven
- 110-volt outlet
- Three (3) cherry pullout drawers under galley counter
- Glass and dish storage under the microwave
- Red step-light in steps next to galley
- Under counter pull-out garbage receptacle behind louvered doors
- Solid cherry door panel door to head
- Molded fiberglass sole in head with nonskid pattern
- Varnished gloss cherry countertop in head
- Optional stainless steel undermount sink with pull out faucet with combo sprayer in head
- Optional custom oversized mirror on the forward bulkhead with cherry frame in head
- Storage in head is provided by cherry-faced lockers above the vanity, two drawers below the vanity, and a locker under the vanity with a custom shelf with fiddle
- 110-volt outlet in head hidden under vanity

Electrical

- Victron Multiplus 12V/3000/120 pure sine wave inverter/charger with 100-amp 12-volt multi-stage battery charging capability
- Glendinning retractable 50-amp 110/220 shore power cord with wireless remote
- Two (2) 12-volt AGM Group 31 starting batteries with 950 CCA capability each
- Two (2) 12-volt AGM Group 4D house batteries with 420 total amp/hours
- 12-volt Bass distribution panel using thermo-magnetic breakers with volt and amp meters
- Three (3) 115-amp 12-volt DC battery alternators - one for house and one for each start battery
- Heavy-duty battery parallel switch allows emergency starting
- Low resistance, copper wire and sacrificial zinc anode bonding system and zinc saver
- Optional remote battery switches for starting and house batteries located at helm

Engine/Mechanical

ONAN Generator- 9kw added in 2015

Additional Air Conditioning added to the Wheelhouse in 2015.

- Twin Volvo 300-hp D-4 common rail diesel engines
- Hamilton 274 Jet Drives
- Twin ZF 63 transmissions
- Hinckley JetStick® with integrated control of steering, forward and aft motion and bow thruster
- 7" proportional hydraulic Bow Thruster
- Electro-hydraulic lift for Pilothouse deck gives full engine access
- Manual hydraulic steering pump
- Volvo EVC tachometer with LCD multifunction display for each engine
- Analog gauges for engine oil pressure, engine coolant temperature, fuel gauge and volt meter
- Optional engine oil change kit
- 12-volt DC automatic shower sump pump
- Three (3) 1500-GPH 12-volt bilge pumps with safety float switches and high water alarm
- Whale emergency bilge pump mounted in engine room
- Marelon ® ball valve seacocks with thru hulls below waterline and Marelon ® thru hulls above waterline
- Hot and cold pressure system
- 12-volt DC VacuFlush ® marine head
- Two (2) 110-gallon polyethylene fuel tanks with flush mount vents on hull sides and fuel/air separators
- 40-gallon polyethylene water tank with flush mount vent on hull side
- 6-gallon stainless steel hot water tank heated by shore power and engine
- 28 gallon polyethylene integrated holding tank with flush mount vent on hull side and pump out fitting on deck
- Optional overboard discharge for holding tank
- Optional dual EVC LCD multifunctional displays in addition to standard analog
- Alarms for low oil pressure and high engine water temperature
- Two (2) heavy duty and electric, self-parking wipers on Pilothouse windows, intermittent wiper control, fresh water windshield washers, and pad mounted control at helm
- ACR spotlight mounted on mast painted to match with remote control pad at helm
- 12-volt cigarette-style outlet at helm
- Optional pre-wire for Onan generator including exhaust siphon break and exhaust hose loop
- Racor fuel filter/water separator with vacuum gauges and water sensing alarms
- Engine room forced-air blower

- Dual-cylinder stainless steel trim tabs with indicator controls at helm
- Automatic engine compartment fire suppression system with automatic engine shut-down

Sound Reduction

- Mylar-faced acoustical foam- varying densities -engine room insulation
- Double gaskets on deck hatch
- Custom fiberglass, baffled, insulated and drained engine air intake Custom water drop mufflers and underwater exhaust
- Sound absorbent material for Pilothouse and Cabin overhead

Additional Equipment

- Windlass package - consists of Hinckley designed polished S/S folding anchor roller, Muir hydraulic windlass operated from the helm station or a handheld wired remote at anchor locker, polished S/S Delta anchor with 25' of S/S chain & 150' anchor rode
- 12-Volt Kahlenberg single trumpet air horn mounted on roof with switch on dash
- Bow varnished burgee pennant staff with flush socket
- Stern mounted 4 ft. varnished teak ensign pole & flush socket
- Boat hook - mounted under the custom lounge filler
- Dock lines
- Three (3) fenders with black Polartec fleece covers
- Life jackets
- Fire extinguishers
- Flare kit
- Masthead and running lights

Exclusions

Owner's personal belongings.

Disclaimer

The Company offers the details of this vessel or yacht in good faith but cannot guarantee or warrant the accuracy of this information nor warrant the condition of the vessel. A buyer should instruct his representatives, agents, or his surveyors, to investigate such details as the buyer desires validated. This vessel or yacht is offered

subject to prior sale, price change, or withdrawal without notice.

PHOTOS


Aft Deck



Aft




Helm Station




Chair 1




Seating Area



Galley 1



Galley Closed



Steps



Cabin



V Berth




Engine Room



Forward Hull



1



CONTACTS

Andrey Shestakov, leading yacht broker of the sales department of Shestakov Yacht Sales Inc. Shestakov Yacht Sales Inc., the official representative of the Miami/Fort Lauderdale FL headquarters.

Contact details

Email: **andrey@shestakovyachtsales.com**

Web: shestakovyachtsales.com/en/

Telephones

USA: **+1(954)274-4435**

Office hours

Monday – Saturday: **9:00 - 21:00** EDT

Sunday: **closed**

Address



Harbour Towne Marina, 850 NE 3rd St, STE 213, Dania, FL 33004