

SEA MYSTIC — QUEENSHIP



Builder: QUEENSHIP

Year Built: 2004

Model: SHELBY

Price: PRICE ON APPLICATION

Location: United States

LOA: 76' 7" (23.34m)

Beam: 17' 6" (5.33m)

Min Draft: 5' 6" (1.68m)

Max Draft: 5' 8" (1.73m)

Cruise Speed: 18 Kts. (21 MPH)

Max Speed: 22 Kts. (25 MPH)

Our experienced yacht broker, Andrey Shestakov, will help you choose and buy a yacht that best suits your needs **SEA MYSTIC — QUEENSHIP** from **our catalogue**. Presently, at **Shestakov Yacht Sales Inc.**, we have a wide variety of yachts available on **our sale's list**. We also work in close contact with all the big **yacht manufacturers** from all over the world.

If you would like to buy a yacht **SEA MYSTIC — QUEENSHIP** or would like help answering any questions concerning purchasing, selling or chartering a yacht, please call **+1(954)274-4435**

TABLE OF CONTENTS

TABLE OF CONTENTS	2
SPECIFICATIONS	7
Basic Information	7
Dimensions	7
Speed, Capacities and Weight	7
Accommodations	7
Hull and Deck Information	8
Engine Information	8
DETAILED INFORMATION	9
Walkthrough	9
Salon	10
Pilothouse/Galley Area	10
Pilothouse	11
Companionway	12
VIP Suite	12
VIP Head	12
Guest Cabin	13
Guest Head	13
Master Cabin	14
Master Cabin His/Her Heads	14
Foredeck	15
Aft Deck	15
Cockpit	15
Flybridge	16
Helm Equipment	16
Boat Deck Equipment	16
Tender	16
Hardtop Equipment	17

Crew Cabin	17
Engine Room	17
Electrical System	18
Recent Upgrades to SEA MYSTIC	18
Remarks	19
Exclusions	19
Disclaimer	19
Exclusions	19
Disclaimer	19
PHOTOS	20
Salon	20
Salon to Starboard	20
Salon to Port	20
Salon to Port	20
March 2020 Salon Headliner Replacement	20
Salon	20
Galley Looking Aft	21
Galley with Partitian Closed	21
Galley Aft	21
Galley Forward	21
New Jan 2021 4 Fridge Freezer Drawers	21
Galley to Starboard	21
Pantry	21
Pilothouse Helm Settee	21
Pilothouse Looking Aft	22
Helm from Port	22
Helm from Starboard	22
Generator Panel	22
CPU Cabinet	22

Helm	22
Accommodation Stairway	22
Lower Accommodation Steps	22
Accommodation Stairway Electrical Panels	23
Accommodation Stairway Dryer	23
Accommodation Stairway Washer	23
VIP Stateroom	23
VIP Head	23
VIP Head	23
Guest Stateroom	23
Master Stateroom	23
Master to Port	24
Master Looking Forward	24
Starboard Head	24
Port Head	24
Master Head	24
Foredeck	24
March 2020 Cap Rails Refinished	24
Aft Deck	24
Aft Deck	25
Aft Deck	25
Portside Aft Deck	25
Stbd Side Aft Deck	25
Aft Deck Entrance	25
Cockpit Entrance	25
March 2020 Cap Rails and Covering Boards Refinished	25
Cockpit	25
Flybridge	26
Flybridge Helm	26

Helm	26
FB Seating to Starboard	26
FB Seating to Port	26
FB Portside Grill	26
FB Stbd Side Sink	26
Flybridge Arch	26
Arch Equipment	27
Boat Deck	27
Bridge Access from Aft Deck	27
Tender	27
Engine Room Crew Entrance	27
Crew Steps	27
Crew Berth to Port	27
Crew Galley to Stbd	27
Crew Galley Looking Aft	28
Crew Head	28
Crew Shower	28
Engine Room	28
Stbd Engine	28
Stbd Gen	28
Port Engine	28
Port Gen	28
Engine Room Forward	29
Underwater Lights	29
Home Dock	29
Bow	29
PH Entrance	29
Fresh Rail Cratings	29
Engine Room Vents	29

Custom Paint Scheme	29
Forward Deck	30
Bow	30
Stern Profile	30
Stern Profile	30
Stern Profile	30
Alternate Profile	30
Alternate Profile	30
CONTACTS	31
Contact details	31
Telephones	31
Office hours	31
Address	31

SPECIFICATIONS

Basic Information

Category: SHELBY

Sub Category: Cockpit

Model Year: 2004

Year Built: 2004

Country: United States

Vessel Top: Hardtop

Cockpit: Yes

Dimensions

LOA: 76' 7" (23.34m)

Beam: 17' 6" (5.33m)

Min Draft: 5' 6" (1.68m)

Max Draft: 5' 8" (1.73m)

Speed, Capacities and Weight

Cruise Speed: 18 Kts. (21 MPH)

Max Speed: 22 Kts. (25 MPH)

Gross Tonnage: 46 Pounds

Water Capacity: 356 Gallons

Holding Tank: 197 Gallons

Fuel Capacity: 2172 Gallons

Accommodations

Total Cabins: 3

Sleeps: 6

Total Heads: 3

Captain Cabin: True

Crew Cabin: 1

Crew Berths: 1

Hull and Deck Information

Hull Material: Fiberglass

Deck Material: Teak

Hull Configuration: Modified V-Hull

Hull Designer: Queenship Yachts

Exterior Designer: Queenship Yachts

Interior Designer: KD Design Studio

Engine Information

Engines: 2

Manufacturer: Caterpillar

Model: 3412

Engine Type: Inboard

Fuel Type: Diesel

DETAILED INFORMATION

Walkthrough

Boarding SEA MYSTIC is either from the port or starboard side decks or from a floating dock access and is easy via the Integral swim platform and walk through transom door.

The teak soled Cockpit has a centerline watertight door to the Crew/Engine Room area and curved port and starboard steps to the Aft Deck.

The Aft Deck has a large C shaped settee and table for alfresco dining and ladder steps to the Boat Deck.

The Salon entrance is via the sliding door slightly to starboard.

To port is a four cushion settee with storage below. To starboard are several cabinets and a pop up TV. An adjustable height table is in front of the settee.

One step up are curved steps to the Flybridge on the portside and large open Galley on the starboard side.

Next forward is a two person settee and table for an excellent view facing forward.

The centerline helm has an expansive array of electronics, a Pompanette International Series helm seat and a three panel windshield.

Steps to starboard lead below. A separate new washer and dryer is behind a gloss cherry door at the bottom of the first landing.

All the way forward is the VIP Cabin with an island queen size berth and a private head and shower.

Aft to port is a twin lower berth Cabin with a private head and shower.

All the way aft is a queen size centerline master berth. Twin doors flank the berth giving access to His and Her Heads with a large Jacuzzi tub between. There is a small settee, a vanity and ample storage in the Master Cabin.

The Flybridge has interior access, a centerline helm, and ample seating under a fiberglass hardtop.

The Boat Deck aft has a grill, rebuilt 2500 lb. davit, sink and ample storage as well as a 15' RIB tender.

The Crew area is three steps down from the watertight Aft Cockpit door.

There is a double berth to port, a head and locker area to starboard and a centerline shower that gives access to the fully equipped Engine Room.

Salon

A centerline two panel sliding aluminum door provides the entryway to the yacht's Salon, fixed sidelights are both port and starboard. Starting at the starboard side aft is a three shelf fiddled open bookcase. A chest high, gloss cherry countertop is next forward and has four drawers followed by two cabinet doors concealing a portion of the yacht's entertainment equipment. This includes a Yamaha AV/stereo receiver, a Dish Sat TV receiver with HD DVR and a Sony Blue Ray player, built into a rack system. Next forward are two storage cabinets with a digital safe within.

Further forward are two more cabinet doors concealing the balance of the yacht's entertainment equipment, a Denon 6 zone receiver, an APC power conditioner with battery backup and the Tracvision control center.

Furthest forward are four more drawers to create a symmetrical grouping of cabinets/drawers.

Outboard of the cabinets is a new popup 50" Samsung Smart Lift HD TV. The lift has a remote control.

There are new pleated shades for the side windows as well as the aft doors and sidelights. Above the windows is a curved soffit delivering cool air. Dimmable LED accent lights face downward.

Forward in the Salon is a curved granite countertop with an area for two barstools facing the Galley. A sliding Soji screen can close off the Galley as needed. It raises electrically from below. To port starting aft is an upholstered occasional chair facing forward, a cabinet with three drawers and three fiddled bookshelves above.

Next forward is a four person upholstered settee with storage below. Lying in front of the settee is an adjustable height coffee table that raises and expands in size, suitable as a dining table for six persons.

On the forward end of the settee is a built in end table with three drawers that matches the one aft.

Also in the Salon are two dining stools that can be pulled up to the dining/coffee table, eight overhead mini spots on a dimmer, two stereo speakers, a table lamp, a carpeted sole with a carpet runner and digital AC controls.

Pilothouse/Galley Area

Up one step from the Salon is a stainless and wood spiral staircase that leads to the primary Flybridge access.

To starboard is a large pantry cabinet with two doors and multiple shelves within.

The Galley is next forward to starboard, is C shaped and contains the following equipment:

(2) Kitchen Aid refrigerator drawers w/cherry fronts, new 1/21
 Second Kitchen Aid fridge/freezer drawers w/icemaker, new 1/21
 Miele Ceran top 4 burner cook top
 Miele built in glass front oven
 Panasonic stainless steel microwave
 Silhouette exhaust fan w/work light
 Broan cherry front trash compactor
 Garbage disposal
 Miele dishwasher w/cherry wood front & stainless steel interior
 Franke stainless steel under mount sink
 Grohe pullout spray faucet
 (9) Cherry cabinet doors
 (5) Cherry drawers
 Maple planked sole
 (6) Overhead halogen mini spots
 Small deadlight w/Silhouette shade

Pilothouse

The Pilothouse is open to the Galley and just forward.

To port is a two person leather raised settee with a cherry countertop with an ebony inlay. There are four storage drawers below.

The sole of this area is maple plank with a padded carpet runner throughout. Centerline is a black leather Pompanette electrically adjustable leather helm seat. The helm itself is very well equipped and includes the following equipment:

(2) KEP 15" color monitors for radar/plotter/chart/depth
 Furuno Nav Net 3D w/secondary radar & GPS
 Furuno radar
 (2) Cat LCD engine monitors
 Simrad AP 20 autopilot
 Icom 604 VHF w/DSC
 Naiad stabilizer
 Multisea II digital stabilizer controls
 (10) Auto/manual bilge pump controls
 RCL 100 Point Pad spotlight control
 Main engine start/stop switches
 Sidepower joystick bow thruster control
 Glendinning electronic engine controls
 new 2017
 Older style Glendinning controls are now a cable operated backup "ready to take control"
 Video selector allowing Nav Net, ship's PC, Nobletec charting software or radar to be displayed on either KEP display
 Furuno FI 50 depth/speed digital indicator
 Furuno FI 70 apparent wind/direction indicator (multi meter with depth/speed, etc.)
 (2) Dual Pyrometer (reads exhaust temperature)
 (2) Wireless mouses
 Bennett trim tab controls
 Fireboy monitor panel
 (3) Windshield wiper/washer controls
 6" Ritchie magnetic compass
 Village Marine water maker panel
 Yacht schematic w/fire/bilge pump & holding tank alarms
 Tank Sentry for main waste tank system
 Tank catch (1) for aft waste tank system
 Spill Free 3 position fuel fill monitor
 Xantrex Sine Wave inverter voltage display
 32" Custom wood six spoke helm wheel
 HP Navigation computer w/Nobel Tec software
 HP laser jet printer
 Router for whole boat wireless system
 Heart tank tender for freshwater tank
 Start/stop switches for generators
 Shore supply indicator light
 (2) Kilo Pak generator full gauge panels

Also in the Pilothouse are five storage drawers, six storage cabinets & three red/white overhead lights. Facing forward from the Galley but within the Pilothouse are six drawers, many fiddled for glassware, a tambour sliding cabinet for stemware and silverware, seven bottle wine storage and a black granite countertop above. Also in the Pilothouse are two overhead stereo speakers, four LED mini spots, digital AC controls and an innovative AC delivery vent facing forward.

Companionway

To starboard from the Pilothouse are seven curved steps with step lights leading below. At the base of the step heading forward is a full size cherry door concealing newly installed front loading separate GE washer and dryer.

Forward to port is the twin bed Guest Suite. All the way forward is the VIP Suite.

Aft of the main landing and down four more steps is the Master Cabin with His and Her Heads separated by a large Jacuzzi tub.

VIP Suite

A centerline island berth low enough to easily get in, is on centerline. There are four drawers under the berth facing aft. The berth has a “four poster” design but with a subtle execution.

There are twin dimmable sconce lights above the berth on the forward bulkhead for accent.

Shelves to both port and starboard serve as nightstands. They run aft and terminate into two cabinets and a drawer each side below the countertop. Above are opening stainless steel portholes set into cherry panels with Duette shades as needed. Continuing aft on both sides are bifold cherry closet doors with cedar lining and cedar shelves within.

Aft to starboard is the private Head entrance. Aft to port is an LG 26” LCD TV mounted on the wall, centerline is the cherry entry door.

Also in this cabin is a carpeted sole, six overhead LED mini spots, two stereo speakers and a smoke alarm.

VIP Head

The VIP Head has a one piece marble sole, a curved two door cherry vanity and a glass

vessel style sink mounted into a marble countertop floating on stainless pegs above the cherry vanity.

The toilet is a Raritan Atlantis model. The stall shower has round multi panel doors that form a cylindrical shower. The fixture is wall mountable or handheld. There is both a light and an exhaust fan for the shower.

Also in the Head are plenty of high gloss cherry joinery, four additional LED mini spots, an opening stainless steel porthole and a mirrored overhead and side panel.

New soft goods including carpeting give the cabin an updated look and feel.

Guest Cabin

To port just aft of the VIP is the Guest Cabin. Entering from forward there are two single berths going aft. Each berth has four drawers below as well as a three drawer cherry nightstand between.

Above the nightstand is a 21" LG LCD TV.

Above the outboard berth is an opening stainless steel porthole with a Duette shade.

At the head of the berths are two cabinets accessing technical equipment associated with the Pilothouse.

Forward of the outboard berth is a full size cedar lined auto lit hanging locker followed by the entrance to the en suite Head.

Also in this cabin are two stereo speakers, four halogen mini spots, digital AC controls and a carpeted sole.

New soft goods including carpeting give the cabin an updated look and feel.

Guest Head

The Guest Head has a one piece marble sole, a curved two door cherry vanity and a glass vessel style sink mounted into a marble countertop floating on stainless pegs above the cherry vanity.

The toilet is a Raritan Atlantis model. The stall shower has round multi panel doors that form a cylindrical shower. The fixture is wall mountable or handheld. There is both a light and an exhaust fan for the shower.

Also in the Head are plenty of high gloss cherry joinery, four additional halogen mini spots, an opening stainless steel porthole and a mirrored overhead and side panel.

Master Cabin

The Master Cabin has a queen size island berth facing forward.

Twin sconce lights are over the built in port and starboard nightstands with one drawer and one cabinet each. A cherry framed headboard has cross cut cherry paneling for a very attractive design.

To port starting forward is a two door cedar lined auto lit hanging locker followed by a vanity with a lift up top with dressing mirror and lights and a hinged fold away stool. Next aft are six cherry drawers and a countertop above.

Sliding Soji screens conceal two stainless steel opening portholes.

Aft is the entrance to the His/Her Head.

At the foot of the berth is a 32" LCD LG TV mounted on the forward bulkhead. Below is a bank of six storage drawers. Behind the entry door is the cabin's AV entertainment locker including a Yamaha AV/receiver, Sony Blue Ray player, a Panamax voltage regulator and an APC power conditioner with battery backup, all expertly mounted into a rack system. Like all TV's aboard one can select TV/plotter/radar/CCTV on the screen. Below are two more storage cabinets.

To starboard is an auto lit cedar lined two door hanging locker followed by an upholstered settee with additional reading light above.

Next aft is a chest of four drawers with a wood countertop above with sliding Soji screens above concealing two opening stainless steel portholes, matching that to port

Next aft is an entrance to the His/Her Head.

Also in this cabin is a central vacuum outlet, digital AC controls, a five channel stereo speaker system, four overhead mini spots, two dedicated reading lights over the berth and a smoke alarm.

The soft goods and carpet of this cabin has been recently replaced giving an updated look and feel to the cabin.

Master Cabin His/Her Heads

The starboard side Head has a clear glass vessel sink mounted above a black granite countertop. There are two curved front cabinet doors in the vanity below the sink, there are two additional cabinet doors and a drawer going aft.

A bifold mirror panel above the sink opens to reveal an opening stainless steel porthole. The aft bulkhead and overhead are mirrored.

Inboard the clear enclosure to the Jacuzzi tub and shower opens outward giving access to the shared tub/shower with a three level shower fixture and a handheld wand.

The portside Head has all the same features (sink, cabinets, portholes) plus a black Raritan Atlantis head. The tub/shower is also accessible from this side as well.

The granite sole of both the His and Her Heads match the countertop.

Foredeck

Teak laid decks over fiberglass
 Raised bulwarks w/fairleads for lines
 Teak cap rail
 Stainless steel handrail above cap rail
 Quick Disconnect raw water wash down
 Quick Disconnect freshwater wash down
 DC powered Muir all chain windlass
 Chain stripper
 Up & down foot switches for windlass
 80 Kg Bruce anchor w/300' of ½" BBB chain
 Courtesy lights at deck level
 Sun pad w/removable cushions & cover
 Adjustable backrest at sun pad(3)
 Double arm windshield wipers & washers
 Black Textulene windshield cover
 Dual air trumpet horns
 ACR remote spotlight
 Hinged bulwark boarding door at port & starboard
 Pilothouse doors
 Sliding port & starboard Pilothouse doors
 100 Amp shore cord inlet
 portside amidship
 Ample freeing ports on side deck
 Midships spring line cleats

Aft Deck

Teak laid decks over fiberglass
 Aft Deck length 11'1"
 Full hardtop to cover aft seating(6)
 Overhead halogen mini spots(4)
 Stereo speakers, JL Audio(2)
 Stainless steel support poles to Boat Deck
 Portside fiberglass cabinet w/storage & Dometic stainless steel drink refrigerator
 Starboard side fiberglass cabinet w/storage & Vitrifrigo stainless steel icemaker
 8 Step stainless steel ladder w/teak treads to Boat Deck
 GFCI outlet(2)
 Aft facing Quartz lights
 Teak toe rails
 Aft spring line cleats
 Stainless steel safety rail w/rail break at entrance
 U shaped seating across the transom w/a solid center section for crew access w/removable cushions & cover, cushions new 2015
 Teak table can be set fore & aft or port to starboard w/Sunbrella cover(2)
 Teak deck chairs w/removable cushions

Cockpit

Teak laid sole over fiberglass
 7' Cockpit(6)
 Curved teak steps port & starboard to Aft Deck w/step lights
 Quick Disconnect freshwater wash down
 Quick Disconnect salt water wash down
 Fiberglass cabinet portside w/stainless steel sink under hinged top
 Hot & cold shower
 Heavy Duty stern cleats w/roller fairleads (ideal for towing)
 Large in deck storage well
 Watertight hinged door to crew/machinery space
 Built in live well w/viewing window
 Deck level courtesy lights
 Hinged walk through transom door
 2'8" Integral fiberglass swim platform w/(4) stainless steel hoop rails
 Tracey six step boarding ladder

(Tide Ride style)(5) Stainless steel rod holders aft of Aft Deck seating rocket launcher style(2) Stainless steel flush mount rod holders

Flybridge

Nonskid fiberglass decks Radar arch w/Integral hardtop Centerline helm Sliding access door from below portside w/Sunbrella cover Port & starboard L shaped seating w/walk through center section, seats have removable cushions, storage below, recovered 2015 Twin teak round tables in front of seats on s stainless steel bases w/Sunbrella cover (2) Pompanette Platinum Series helm chairs w/folding footrests, recovered 2015 (4) JL Audio 10" speakers Deck level courtesy lights

Helm Equipment

Centerline 30" stainless steel Destroyer wheel KEP 15" color monitor for chart plotting Furuno Nav Net 3 12" plotter/radar/depth monitor (2) Cat LCD engine monitors Icom IC-M426 VHF w/DSC Main engine start/stop buttons Glendinning electronic engine controls, new 2017 Sidepower thruster w/joystick controls Robertson/Simrad AP 20 auto pilot Furuno FI 50 apparent wind indicator Furuno FI 50 digital depth/speed/log ACR RCL 100 searchlight control Remote panel for Naiad stabilizers Bennett trim tab controls Ritchie 5" magnetic compass 12V DC outlet Yacht Controller JCS w/handheld remote Yacht Controller joystick control Helm cover

Boat Deck Equipment

Portside fiberglass cabinet w/Force 10 stainless steel grill under hinged fiberglass panel, (2) cabinets below for storage Starboard side fiberglass cabinets w/stainless steel sink under hinged fiberglass panel, (2) storage cabinets below includes a Magic Chef drink refrigerator EPIRB w/hydrostatic release Removable stainless steel hoop rails Steelhead Marine 2500 lb. davit (rebuilt 2018) Aluminum tender cradle Deck level courtesy lights Hinged hatch access to Aft Deck ladder Viking 6 person life raft chalked on deck, next inspection 10/21 Removable aft flag pole

Tender

2017 14' Oceanus AB inflatable Model 14 VST2004 50 HP 4 Stroke Yamaha Cushioned helm seat w/storage below & folding backrest Canvas "Chaps" cover tubes Stainless folding swim ladder Battery shutoff switch (3) Stainless cleats Stainless helm wheel Yamaha throttle control (2) Accessory switches Navigation lights Bilge pump Battery Fuel manifold Fiberglass console w/stainless grab rail Console windscreen Cushioned bench seating midship w/storage below Cushioned bow seat w/storage below Stainless

bow rails Fiberglass nonskid sole

Hardtop Equipment

Hailer horn Furuno Radome UHD 24", 4 KW Aluminum arch to hold KVH Sat dome over radar, black powder coated (2) Quartz aft facing Cockpit lights Furuno weather/wind antenna Furuno GPS antenna (2) VHF antennas International Navigation lights Sky Watch booster for wifi also Web Watch (cell cord for data and number) Shakespeare HDTV antenna (2) Aft facing LED lights for Boat Deck

Crew Cabin

Entered via a watertight door aft is the full beam Crew Cabin. To port is a double berth with a custom Tempurpedic mattress and two storage drawers below.

At the foot of the berth is a 21" LG LCD TV, a Sony Blue Ray player and an HD SAT TV receiver. Furthest aft is a hanging locker.

To port aft is a cabinet housing the main DC distribution panel, to starboard the main switchboard and AC distribution panel.

To starboard is the Crew Galley with a stainless steel countertop, a stainless steel sink, a Norcold under counter refrigerator, three drawers and above the stainless steel countertop, a cabinet and an opening stainless steel porthole.

Next forward is the access to the private Head with a stainless steel countertop and sink, mirrored medicine cabinet and Raritan Atlantic toilet.

The stall shower is centerline behind a curtain and is also the access to the Engine Room.

Above are stereo speakers, seven halogen mini spots and digital AC controls.

Engine Room

Air sep crankcase ventilation system Naiad 254 stabilizer system recently rebuilt 2018 (\$12,000) Dual Racor 1000 fuel filters w/vacuum gauges Fuel transfer pump & transfer system GFCI 110V outlets Full CAT gauge package for engines 6 Point Reverso oil change system Integral fiberglass mufflers Hard wrapped exhaust systems (4) Stainless steel handrails overhead ZF transmissions, BW 195A 2.4:1 ratio Fire alarm strobe Marine Air chiller system, (2) chillers, both new (2 x 48,000 BTU) Freshwater house pump w/expansion tank Air compressor for household systems Five step stainless steel swim ladder Coolant recovery bottles for main engines (4) Delta T Engine Room blowers (new

2018)Telephone(2) Stainless steel workbench over generators(9) Bilge pumpsProtectowire fire system (new)Air conditioned Engine Room, new evaporator (8) Fluorescent overhead lights(3) Underwater lights, Ocean LED3.5" Aquamet 22 HS prop shaftsS&S 38" x 45" High Skew Series 5 blade Nibral propellersHead Hunter 220 volt water pump24 Volt backup water pumpHynautic hydraulic steeringVickers V10F hydraulic pump for steeringVillage Marine XX GPD water makerOptional 488 gallon aft fuel tankNew Fireboy fire system for Engine Room (2) bottlesHot water circulation pumpStainless steel trim tabs

Electrical System

12V/24V DC system110V/220 Volt AC systemKilo Pak 20 KW generator, 6032 hrs. in sound shield port Kilo Pak 20 KW generator, 4060 hrs. in sound shield starboard (reported to be 6030 hrs.)(2) Kilo Pak remote start panelsNewmar 20 amp battery charger 24VSamlex 15 amp generator battery charger 12V(2) Toshiba soft starts for chillers (new)Mastervolt Mass 24 volt 100 amp chargerMastervolt Mass 24 volt 100 amp chargerMastervolt Mass 24 volt 100 amp charger100 Amp Charles iso boost transformer 240V 50/60 HZ(2) Group 27 batteries for generators (new 2018)12 Volt electronics battery (new 2018)920 8D House batteries (new 2018)(2) 8D Batteries to start each engine (new 2019)8D Thruster batteries gel (new 2018)8D Windlass batteries gel (new 2018)DC electrical panel w/(56) breaker protected circuits in Lower Companionway w/3 position analog voltmeter DC electrical panel w/(56) breaker protected circuits in Lower Companionway w/3 position analog voltmeter AC electrical panel w/(40) 110 volt breaker protected circuits, in Lower Companionway AC electrical panel w/(7) 220 volt breaker protected circuits, in Lower Companionway (2) Analog 110V volt & amp meters, in Lower Companionway

Recent Upgrades to SEA MYSTIC

Full repaint of hull, topsides & hardtopNew radar dome, 24' UHD digital 4 KW New Trac Vision dome TV 6 - works in Virgin IslandsNew VHF antennasNew LED Boat Deck lightsCrane upgraded w/motor, cylinder, hoses & controlsNew Fireboy systemBottom paint Jan 2019 incl. prop speed, prop service(2) New AC chillers(4) New air handlersStabilizer system rebuilt w/seals & bearings(2) New depth transducers(4) New Delta T Engine Room blowersNew steering pump, autopilot system serviced(2) New macerator pumpsNew 110 volt house water pumpNew Crew grey water pumpNew 24 volt Sure Flow wash down pumpNew Salon TV & liftNew powder coated Engine Room air conditioning systemNew exterior door locksNew LED lights insideNew 40 gal. water heaterNew Instahot on Galley hot water tapNew Fireboy manual/auto alarm against fire systemNew clothes washerNew clothes dryerBilge pumps & float switchesGlendinning "New Style" engine controls leaving old Glendinning system as a cable backup system

All exterior teak cap rails have been sanded smooth and coated with Seatol Force Fresh

Look (12/19)

Remarks

SEA MYSTIC represents a refit classic style Queenship motor yacht with a rare Cockpit option. She has been updated to include a more modern paint scheme with a full page of recent updates.

She offers three en suite cabins, a proper Crew Area and all the options to make island cruising both easy and inviting!

Exclusions

While every effort was made to list all pertinent included equipment aboard SEA MYSTIC, there are some personal belongings aboard. Prospective purchasers should assume any item not specifically mentioned herein will not convey at closing.

Disclaimer

The Company offers the details of this vessel in good faith but cannot guarantee or warrant the accuracy of this information nor warrant the condition of the vessel. A buyer should instruct his agents, or his surveyors, to investigate such details as the buyer desires validated. This vessel is offered subject to prior sale, price change, or withdrawal without notice.

Please note some exterior photos are older showing the boat prior to the full repaint with the new black hardtop and bronze house accents.

Exclusions


Owner's personal belongings.

Disclaimer

The Company offers the details of this vessel or yacht in good faith but cannot guarantee or warrant the accuracy of this information nor warrant the condition of the vessel. A buyer should instruct his representatives, agents, or his surveyors, to investigate such details as the buyer desires validated. This vessel or yacht is offered subject to prior sale, price change, or withdrawal without notice.

PHOTOS

Salon



Salon to Starboard




Salon to Port



Salon to Port



Salon



March 2020 Salon Headliner Replacement




Galley Looking Aft




Galley with Partitian Closed




Galley Aft




Galley Forward




Galley to Starboard



**New Jan 2021 4 Fridge Freezer
Drawers**



Pantry



Pilothouse Helm Settee



Pilothouse Looking Aft



Helm from Port



Helm from Starboard



Generator Panel




CPU Cabinet



Helm




Accommodation Stairway




Lower Accommodation Steps




Accommodation Stairway Electrical Panels




Accommodation Stairway Dryer




Accommodation Stairway Washer



VIP Stateroom




VIP Head




VIP Head



Guest Stateroom



Master Stateroom



Master to Port



Master Looking Forward



Starboard Head



Port Head



Master Head



Foredeck



March 2020 Cap Rails Refinished



Aft Deck



Aft Deck



Aft Deck




Portside Aft Deck



Stbd Side Aft Deck




Aft Deck Entrance



Cockpit Entrance



Cockpit



March 2020 Cap Rails and Covering Boards Refinished



Flybridge




Flybridge Helm




Helm




FB Seating to Starboard




FB Seating to Port



FB Portside Grill



FB Stbd Side Sink



Flybridge Arch



Arch Equipment




Boat Deck




Bridge Access from Aft Deck




Tender



Engine Room Crew Entrance



Crew Steps




Crew Berth to Port



Crew Galley to Stbd




Crew Galley Looking Aft



Crew Head




Crew Shower



Engine Room




Stbd Engine



Stbd Gen



Port Engine



Port Gen




Engine Room Forward



Underwater Lights




Home Dock



Bow




PH Entrance




Fresh Rail Cratings



Engine Room Vents



Custom Paint Scheme



Forward Deck



Bow



Stern Profile



Stern Profile




Stern Profile



Alternate Profile



Alternate Profile



CONTACTS

Andrey Shestakov, leading yacht broker of the sales department of Shestakov Yacht Sales Inc. Shestakov Yacht Sales Inc., the official representative of the Miami/Fort Lauderdale FL headquarters.

Contact details

Email: **andrey@shestakovyachtsales.com**

Web: shestakovyachtsales.com/en/

Telephones

USA: **+1(954)274-4435**

Office hours

Monday – Saturday: **9:00 - 21:00** EDT

Sunday: **closed**

Address



Harbour Towne Marina, 850 NE 3rd St, STE 213, Dania, FL 33004