

# QUEEN OF DIAMONDS — CHEOY LEE



**Builder:** CHEOY LEE

**Year Built:** 2006

**Model:** Motor Yacht

**Price:** PRICE ON APPLICATION

**Location:** United States

**LOA:** 95' 0" (28.96m)

**Beam:** 22' 0" (6.71m)

**Max Draft:** 6' 0" (1.83m)

**Cruise Speed:** 20 Kts. (23 MPH)

**Max Speed:** 25 Kts. (29 MPH)

Our experienced yacht broker, Andrey Shestakov, will help you choose and buy a yacht that best suits your needs **QUEEN OF DIAMONDS — CHEOY LEE** from **our catalogue**. Presently, at **Shestakov Yacht Sales Inc.**, we have a wide variety of yachts available on **our sale's list**. We also work in close contact with all the big **yacht manufacturers** from all over the world.

If you would like to buy a yacht **QUEEN OF DIAMONDS — CHEOY LEE** or would like help answering any questions concerning purchasing, selling or chartering a yacht, please call **+1(954)274-4435**

# TABLE OF CONTENTS

TABLE OF CONTENTS	2
SPECIFICATIONS	6
Overview	6
Basic Information	6
Dimensions	6
Speed, Capacities and Weight	6
Accommodations	7
Hull and Deck Information	7
Engine Information	7
DETAILED INFORMATION	8
Overview and Accommodations	8
Walkthrough	8
Interior General Specification	11
Aft Deck / Transom / Swim Platform	12
Salon	12
Dining	12
Day Head	12
Galley	13
Observation Lounge	13
Master Stateroom / Main Deck	13
Master Head / Main Deck	14
Lower Guest Foyer	14
Master Stateroom / Lower Deck	14
Master Head / Lower Deck	14
Queen Staterooms	15
Guest Heads	15
Captain's and Crew Cabins / Crew Heads / Crew Lounge	15
Enclosed Pilothouse / Skylounge	15

Sun Deck Aft of Skylounge	16
Communications and Navigational Equipment	16
Electrical Equipment	16
Entertainment / Audio Visual Equipment	17
Hull and Deck / General Construction	18
2015 / 2016 / 2017 / 2018 Upgrades and Improvements	18
Capacities	19
Mechanical / Propulsion / Engine Room	19
Commentary	20
Exclusions	21
Disclaimer	21
Exclusions	21
Disclaimer	21
PHOTOS	22
Salon Aft view	22
Main salon port side	22
Main Salon starboard side	22
Main Salon view fwd	22
Dining area	22
Dining area looking fwd	22
Galley	22
Galley 2	22
On-deck Master S/R	23
On-deck MSR	23
On-deck Master head	23
Stairs to skylounge	23
Day head	23
Helm area	23
Helm	23

Skylounge	23
Observation deck	24
Stairs to foyer	24
Master, lower level	24
Master, lower level King	24
Master, lower level	24
Master, lower level	24
Master head	24
Master head	24
Master tub and shower	25
Guest stateroom	25
Guest SR, port	25
Guest SR, starboard	25
Aft deck	25
Aft deck view fwd	25
Side decks	25
Bow seating	25
Aft deck view fwd	26
Upper aft deck, BBQ grill	26
Upper aft deck, settee and table	26
Upper aft deck bar	26
Upper aft deck	26
Tender on boatdeck	26
Crew quarters	26
Crew quarters	26
Crew galley	27
Atlas Autophase	27
Engine room	27
Engine room	27

Engine room	27
Engine room	27
Engine room	27
Engine room	27
Enclosed Flybridge exterior	28
Domes	28
Dockside port bow	28
Stbd bow	28
General Arrangement	28
<b>CONTACTS</b>	<b>29</b>
Contact details	29
Telephones	29
Office hours	29
Address	29

---

# SPECIFICATIONS

---

## Overview

---

A spacious yacht with on deck master stateroom with King berth, plus a second master on the lower deck with another King berth. Aft on the lower deck there are two matched Queen berth staterooms all with private heads. On deck stateroom has the split level marble-finished head forward. There is also a day head on the main deck. An enclosed flybridge houses the helm station with a comfortable riding lounge area where the raised pilothouse would be located. Aft of the main helm is a spacious skylounge area with large glass sliding doors out to an afterdeck with bar area, grill, L-shape lounge with table, and the boatdeck.

## Basic Information

---

**Category:** Motor Yacht

**Sub Category:** Pilothouse

**Model Year:** 2006

**Year Built:** 2006

**Country:** United States

**Vessel Top:** Enclosed Pilothouse

## Dimensions

---

**LOA:** 95' 0" (28.96m)

**Beam:** 22' 0" (6.71m)

**Max Draft:** 6' 0" (1.83m)

## Speed, Capacities and Weight

---

**Cruise Speed:** 20 Kts. (23 MPH)

**Max Speed:** 25 Kts. (29 MPH)

**Displacement:** 202800 Pounds

**Water Capacity:** 800 Gallons

**Holding Tank:** 350 Gallons

**Fuel Capacity:** 5300 Gallons

---

## Accommodations

---

**Total Cabins:** 4

**Total Heads:** 5

**Crew Cabin:** 2

**Crew Heads:** 2

---

## Hull and Deck Information

---

**Hull Material:** Fiberglass

**Hull Color:** White

**Hull Designer:** Michael Burvenich

---

## Engine Information

---

**Engines:** 2

**Manufacturer:** CAT

**Model:** C-32 HEUI

**Engine Type:** Inboard

**Fuel Type:** Diesel

---

# DETAILED INFORMATION

---

## Overview and Accommodations

---

**QUEEN OF DIAMONDS** is a fiberglass raised pilothouse design with enclosed flybridge from the Cheoy Lee Bravo Series. Amazingly strong, lightweight and quiet as a result of resin infused composite construction. The yacht is capable of impressive speed and relative fuel economy. She has a practical layout which has essentially two master staterooms, additionally two comfortable guest staterooms, plus separated crew accommodation in two staterooms each with their own head. One master stateroom is on the main deck forward with a centerline King berth and the second is on the lower deck also with a centerline King. The two guest staterooms both have athwartship queen berths. There is a Day head on the main deck by the entry foyer starboard side. With the enclosed flybridge housing the helm, the space made by the raised pilothouse is utilized as a very comfortable riding lounge with nice sized table that's large enough for serving of informal meals.

She has twin Caterpillar C-32s with approximately 350 hours each since dealer overhauls and these motors are under CAT warrantee. Comfortably cruising at over 20 knots, or enjoy extended cruising range at hull speed around 10 knots.

**QUEEN OF DIAMONDS** is a thoroughly updated fiberglass yacht with her engines under Caterpillar Platinum Extended Warrantee with full coverage until June 2022 or 2500 hours. Very sincerely for sale and under a full maintenance program - this is a great opportunity. Full details of the improvements over the past 4 years are in this spec.

## Walkthrough

---

There are multiple boarding options with one being from the teak swim platform aft and up to the aft deck via stairs to either side, or by side boarding gates from either side up a sea-stair boarding ladder onto the aft deck, or through side boarding gates amidships on both sides to the walk-around decks.

The aft deck has a large varnished teak table with a wide, curved, molded-in transom seat, as well as three teak folding chairs with cushions. This area features a bar cabinet and counter forward including an ice-maker, stainless steel hideaway sink, and drink refrigerator. Teak decking with wing doors forward on either side that when open fit into pockets fitted into the deckhouse. Aft there are safety gates to secure the aft



stairways and the overhead deck extends to cover the lounge seat with nice dimmable lighting. There is a molded-in staircase with railings to the upper deck/boat deck and enclosed flybridge above. There is storage compartment beneath this staircase. Surrounding the aft deck is a welded stainless safety railing with is continued forward past the wing doors along the non-skid, walk-around, covered, side decks and around the bow.

The salon is accessed through a stainless framed sliding door. Large side deckhouse windows combined with a tall ceiling and overhead wood trim contribute to the open appearance and feel. Satin finished mahogany wood structure with earth-toned soft goods creates a mood of comfort. Immediately to port is a large upholstered "L-shaped" sofa facing aft with décor pillows. A classic mahogany cocktail table and tall back armchair are accompanying the settee. Across from the sofa to the starboard side of the salon are two brown leather swivel barrel chairs with a glass topped "seahorse" table between them. There is a large flat screen LED TV with Bose entertainment system below in the starboard aft corner of the salon. There is a short divider wall forward of the settee with a mahogany pillar towards the center and another to the starboard side forward of the barrel chairs which divides the forward dining area.

Forward to starboard is granite topped bar console with polished sink above and ice-maker, refrigerator and storage drawers in cabinets beneath. Just aft is a cabinet with a full set of flatware and table serving needs on slide out drawers. Across to portside forward is the dining area featuring a formal satin-finished, inlaid wood dining table with six tall back, upholstered chairs. There is additional storage cabinetry for glassware and dishware outboard, forward, and aft in various spaces. Above the dining table is a wood trim feature and a simple lamp fixture.

Forward of the dining area to port is an entry door to the galley and to the far starboard side is the deck level granite foyer. Between is a stairway down to the lower deck staterooms. There is a day head with granite sole and vanity behind a door just off of this foyer. Just forward is the side deck door and inboard are the stairs up to the raised observation deck and sky lounge/pilothouse. This area is open to all three levels and is a nice design feature just as guests would see entering from the starboard side midship door. Just forward of the staircase up is the starboard main galley entrance.

The galley is across the full beam from that entry door to the portside deckhouse wall and aft outboard where there is another entry door from the side deck and further aft to the dining room door. There is plenty of granite countertop with back-splashes, cooking and refrigerator space. Also lots of natural lighting as there are skylights above in addition to the large deckhouse windows and a laminate wood strip sole. There is a large Franke stainless sink, a large refrigerator with freezer, oven with cook-top, convection microwave oven, and dishwasher. The galley features abundant

cabinet storage for cookware and provisions, plus a wine cooler. The galley cabinetry is light colored wood.

Forward of the starboard foyer area on the main deck is one of the two master staterooms. There are two large cedar-lined closets on either side of a large flat screen Samsung TV that is on the aft wall. The bed is center-line, a king berth with storage drawers beneath, a wood and upholstered headboard with mirror above and nightstands to either side. To the starboard side is a desk with padded high back chair and drawer storage. The ceiling above the bed has a wood molding décor feature. The bathroom is forward and to the starboard side there are three steps down with an enclosed head and large granite shower with glass enclosure, seating inside, and a multi head brushed stainless shower fixture. The most of this room is granite and beautifully appointed with twin sinks, vanities, mirrors with medicine cabinets, and a makeup area with cushioned ottoman stool. This head also has an emergency escape hatch in the overhead and there is a safe in one of the stateroom closets.

Back to the main deck forward salon, in the center is the staircase to the granite sole lower foyer. The staircase is all finely finished wood with black wrought iron supports for the wooden banister railings. The stairway and foyer are an artful and attractive centerpiece. The lower foyer accesses the three staterooms below deck, as well as the central guest washer/dryer and linen closet/storage cabinet.

The second master stateroom is located forward in of the staircase landing in the lower foyer. This cabin features a center-line king berth with storage underneath, night tables, abundant drawer storage forward underneath the Sony flat panel TV and cabinet storage outboard, one with built-in safe. There is a small couch to port and two cedar-lined hanging lockers outboard. This stateroom has four large port lights which give the room a lot of natural light if wanted or they are shaded by shoji screens. The unique feature of this lower master is the large bathroom with Jacuzzi tub, separate huge shower. There is a lighted vanity with expansive top, twin sinks, heated towel bar, and storage.

Aft of the master through the lower foyer on either side of the staircase landing are two additional guest staterooms with queen beds both cabins feature nightstands, drawer storage, TV, large port lights, and en-suite heads with showers. There are two full hanging lockers in these staterooms both have emergency exits to the engine room through their closets.

Back up to the on deck foyer to starboard is the stairway to the observation lounge and sky bridge. The observation lounge is accessed off of the staircase to the sky

bridge. This area was designed to be a conversation area for guests while underway and offers a 180 degree view well above and over the bow. This area is an excellent area for informal meals or working area for guests with laptops or gaming.

Up the staircase from the observation lounge is the sky bridge. This is one of the best features of the "**Queen of Diamonds**". The sky bridge pilothouse area is the perfect position to pilot the yacht with 360° vision. There is a full array of state-of-the-art electronics mounted on the helm console and a Crown helm chair with companion seat.

The sky lounge has a large "L-shaped" sofa to port with storage underneath and chair to starboard there is also a wet bar with refrigerator and sink in this area.

Going out aft of the sky lounge through stainless steel framed glass doors, is the aft deck with a large bar that features a sink, ice-maker and refrigerator. The bar has a large serving top with 4 stainless swing out bar stools and a wide L-shaped settee with storage and table to the portside. A custom stainless BBQ is located just aft in this area. Further aft is a Nautical Structures crane with boat deck surrounded by safety railing. Access to the aft deck is down a wide stairway on the starboard side.

The bow is accessed via full walk-around decks and features a forward seat and large sun pad for relaxing while underway.

Access to the crew area is through the center-line transom door or through a port cabin fiddly door. Stepping down into the crew quarters is the crew mess. In this area there is a microwave, an additional refrigerator, upholstered lounge, a flat panel TV, and stacked Bosch washer/dryer. Also here is the entry door to the engine room. The sole is laminate teak and holly. There are two crew cabins aft with crisscross and bunk berths for four.

The Captain cabin is to starboard with a queen lower berth and a single overhead, and the second crew cabin features over-under crisscrossed berths as well. Both staterooms are carpeted and they each have en-suite head and showers.

---

## Interior General Specification

---

Interior décor has mahogany with satin finish and accent woods including Mappa Burl inserts in doors and use of Burl accents throughout. The deckhouse windows are treated with pleated pull-up blinds and upholstered valances. There are brass wall lamps mounted on each of the salon mullions. There is carpeting and sound attenuation pads throughout the vessel. Main foyer floor is granite with granite inserts in wood treads on stairs to observation deck and pilothouse. All heads have granite

floors and shower stalls. All the heads are Headhunter Royal Flush. The cabinetry is lighter colored wood in the galley and crew area.

---

## Aft Deck / Transom / Swim Platform

---

- Molded fiberglass stairs to flybridge with hatch
- Teak decking
- Fiberglass settee with upholstered cushions
- Custom teak table
- U-Line Refrigerator
- U-Line Ice-maker in fiberglass cabinet
- Sink
- (3) Teak deck chairs
- Corian bar top
- Stainless steel safety gates with keepers at swim platform stairs
- Twin stairs to swim platform with teak decking
- Overhead lights and speakers
- Storage cabinets
- Sink
- (4) Underwater lights on the transom
- Aft facing camera
- Remote wired pilot station receptacle
- Access on port side deck to stairs to crew quarters
- Wing doors port and starboard to side decks
- 8-Step Sea Stair with port and starboard mounting brackets at aft deck
- Teak decking on swim deck
- Stainless steel swim ladder with teak steps
- Stainless steel U-shaped cap rails
- Locker for shore power
- TV and telephone inlets
- (2) 8 Stainless steel fold-up
- Cleats port and starboard
- (12) Stainless steel centerline mooring cleats
- Transom access to crew quarters
- Storage locker

---

## Salon

---

- Wet bar with U-Line Refrigerator
- U-Line Ice-maker and liquor storage
- Granite bar top and port dining room storage cabinets
- Stainless framed, tinted, tempered glass doors to aft deck
- Cabinet for entertainment center
- Ceiling lights with control/dimmer switches, soffit and floor lighting with control switches
- Grand staircase down to lower foyer and three staterooms
- (8) Wall lamps and emergency lighting
- Built-in Upholstered settee
- (3) Upholstered chairs and cocktail tables

---

## Dining

---

- Dining table with six chairs (which can be condensed to accommodate smaller groups)
- Buffet
- Overhead dining light fixture
- Formal entry on starboard with pantograph door to side deck

---

## Day Head

---

- Off main foyer
- Headhunter head
- Granite countertop with sink

---

## Galley

---

- GE Stainless-front Oven unit with glass 4-burner stovetop
- GE Stainless-front Microwave oven with ventilation hood
- GE Profile Stainless-front counter depth refrigerator
- GE Stainless-front Dishwasher
- U-Line Wine cooler
- Stainless steel Franke double sink with faucet with spray wand
- Built-in Soap dispensers
- Garbage disposal
- Granite countertops
- Smoke detector
- Butler's pantry with door to dining room
- Ceiling lights, under cabinet lights, 110vAC outlets (4 single GFI)
- Storage lockers with added freezer
- Pantograph door to port side deck
- (2) Skylights
- Door for starboard entry from foyer

---

## Observation Lounge

---

- Raised wrap-around L-shaped Dinette settee with storage underneath and wood table top
- (2) Custom stainless steel bar stools
- Smoke detector
- Forward flat dash surface in tan Majilite
- Storage cabinets and drawers in Raised Panel
- Ceiling lights with control switch
- Stairways to pilothouse and main deck

---

## Master Stateroom / Main Deck

---

- King bed with drawers underneath
- Headboard upholstered with fabric
- (2) Night tables with storage
- Entertainment cabinet
- Smoke detector
- Storage lockers
- (2) Closets, cedar lined on back surfaces with automatic lights
- Built-in vanity desk with seat, storage drawers and mirror
- Ceiling lights with dimmer switch
- Floor lights with

---

control switch • (2) Reading lights • Built-in Safe

## Master Head / Main Deck

---

- Steps down to master head • Headhunter toilet • Stall shower • Sink faucets, shower faucets and bath accessories • Granite countertop with (2) sinks, storage cabinet underneath • Granite flooring, granite walls and floor in shower • Mirrored medicine cabinets • (2) Vanity lights • Grohe Body spray • Exhaust fan and overhead skylight • Exit hatch with stow-away stainless steel ladder

## Lower Guest Foyer

---

- Grand staircase from salon with decorative hand rails • Granite flooring • Locker with GE stacked washer and dryer • Indirect lighting in overhead vaulted ceiling • Storage locker • Grand entry into lower deck master with faux double door entry • Access to port and starboard queen staterooms

## Master Stateroom / Lower Deck

---

- King berth with storage drawers underneath • Headboard upholstered with fabric • Indirect lighting with dimmer control • Shoji screens • (2) Night tables • (2) Reading lights • Entertainment equipment cabinet • Telephone jack • Smoke detector • (2) Closets, cedar-lined on back surfaces with automatic lights • Built-in Safe • Halogen ceiling lights with dimmer switch • Soffit • Floor lights with control switch • Upholstered settee

## Master Head / Lower Deck

---

- Headhunter toilet • Jetted tub and separate stall shower • Upgraded sink faucet, shower faucet and bath accessories • Granite countertop with two sinks • Storage cabinet underneath • Granite floor, walls and flat surface in shower • (2) Mirrored medicine cabinets • (4) Vanity lights • Towel warming rack • Exhaust fan • 110v AC outlets • Vanity/makeup counter

---

## Queen Staterooms

---

- Bookend design with identical layout port and starboard• Island queen berths with storage drawers underneath beds• Headboards upholstered with fabric• Storage cabinets• Over the bed soffit with indirect lighting with dimmer control• Shoji screens• (2) Night tables with storage• Dresser with storage locker• Smoke detectors• Mirrored wardrobes with cedar-lined back surface and automatic lights• Ceiling lights, two reading lights and floor lights• Entertainment equipment cabinets• Oversized hull side windows for impressive views

---

## Guest Heads

---

- Stall showers• Headhunter toilets• Mirrored medicine cabinets• Granite countertops with sink and storage cabinet underneath• Granite floor in each head• Granite walls in showers• (2) Vanity lights• Exhaust fans• Common emergency exit to engine room from each queen stateroom closet

---

## Captain's and Crew Cabins / Crew Heads / Crew Lounge

---

- (2) Crew staterooms, (1) for the Captain + one additional crew if needed• (1) Crew stateroom can accommodate two crew• Large closets• Heads• Stall showers• Sink faucets• Shower faucets and bath accessories• Corian countertops with sinks• Mirrored medicine cabinets• (2) Vanity lights in each head• Exhaust fans• 110v AC Outlets• Settee in crew lounge area• Amtico flooring in lounge• Watertight door to engine room• Refrigerator• Microwave oven• Bosch front loading washer/dryer in cabinet

---

## Enclosed Pilothouse / Skylounge

---

- ZF single lever electronic controls• Aft deck remote plug in station for remote handheld module on 25' lead• Teleflex/Hynautic hydraulic power steering and custom stainless steel wheel• Engine instrumentation and alarms, windshield defroster, windshield wipers with fresh water wash system, remote control for anchor windlass,

full lighting controls• Ritchie 5" compass with light• Carpet with Amtico flooring on step up to helm console hood and mullions covered in Majilite• L-shaped Settee with storage• Upholstered chair• Coffee table• Sliding glass and stainless steel doors to boat deck• Crown Limited Mariner helm chair• Bench seat with storage to port side of helm• Electrical panel and storage cabinets• Wet bar cabinet with refrigerator

---

## Sun Deck Aft of Skylounge

---

- Hatch and stairs to aft deck with stainless steel gate• Bar and bar stools• Fiberglass lockers for sink with cold water faucet• Fresh water washdown• Hose bib• 110v AC outlets (2 single GFI)• Nautical Structures hydraulic davit 1,700 lb. with standpipe and power rotation• L-shaped settee with upholstered cushions and storage underneath• Stainless steel rails around sides of sun deck• U-Line ice-maker and refrigerator• Lynx stainless steel grill• 2006 Novurania 460DL with recently new Etec 90HP, custom chocks mounted aft• (2) 8-Man life rafts Zodiac with chocks and hydro-static releases

---

## Communications and Navigational Equipment

---

- Marine VHF Radio / Hailer, 1 ICOM SSB Marine Radio with DSC: Cell Phone and Data Terminal, Panasonic KXTD624
- 2 Furuno VX2 Color Radar / Plotters, Color Sounder, 600W or 1KW 50/200 KHz
- Robertson AP25 Autopilot System
- KVH HD7 Stabilized HD Satellite System (2014)
- US Config. with 6 HD receivers
- 3 Camera CCTV Camera system
- KVH V7 IP (2014) integrated communications system
- 1 KEP multiscreen LCD unit: 1 Toshiba Navigation CPU Laptop hardwired into KEP LCD: 1 Syrens Wave WI-FI system with Exterior Antenna
- 4 Linksys internet routers
- 1 Weather Station (2014) with exterior Antenna
- 4 ICOM Weather-Proof hand held VHF's
- New in 2014 Furuno AIS fully integrated into navigation system
- Garmin 18" Nav Plotter
- Telephone and Intercom system

---

## Electrical Equipment

---



- 220/110vAC and 24/12vDC electrical panels, main panels in engine room and zone panels located throughout the vessel
- ACR 100 searchlight with remote control in the pilothouse
- Overhead light fixtures throughout the interior
- (2) Banks of AGM Glass Mat 24vDC, 210 amp hour batteries for engines and ship service, emergency engine start battery parallel system, (2) sets of 12vDC, AGM Glass Mat 175 amp hour batteries for generator starting, 12vDC, 20 amp battery charger, one bank of 24vDC, 210 amp hour AGM Glass Mat batteries with 24vDC, 60 amp battery charger and 50 amp Vanner 12vDC power supply
- (2) Glendenning shore power Cablemaster systems, 230 volt AC, 100 amp with 120 ft. cables
- Shore cable and telephone inlet, with 120 cable located in transom locker
- Copper bonding system, connecting all thru-hull fittings and major metal components to exterior hull zinc anodes
- Dynaplate grounding plate and strap to pilothouse and fly bridge ground terminal boards
- Voltmeters and ammeters for supply circuits, generator/ shore power selector switches and shore power polarity indicator
- Remote Generator start/stop and monitoring panel for both generators in engine room and at helm
- LCD touch screen control/alarm monitoring system with audible and visual signals displayed on Programmable Logic Controller (PLC) located in pilothouse for generator low oil pressure, generator high temperature, high bilge level, and smoke detectors (engine room, staterooms, galley, and salon)
- Security alarm sensors on all doors and hatches
- Navigation light control and monitoring in pilothouse
- Twin 40kW Northern Lights generators in sound shields, single generator capable of running the entire boat
- Atlas AutoPhase System (to balance the two shore power cords for equal current) New Feb. 2016

## Entertainment / Audio Visual Equipment

- Main salon Video Components: 1 Sony 45" HD LCD TV, 1 DirecTV DSS Satellite Receiver, 1 Surge Suppressor
- Main salon Audio Components 1
- Bose Lifestyle 48 system with 5.1 surround sound mini cubes
- All cubes flush-mounted in the ceiling with Subwoofer concealed behind corner entertainment cabinet
- Remote controls and amplifiers in observation lounge, aft deck, pilothouse and boat deck all connected to salon Bose unit
- Waterproof Bose speakers on boat deck and aft deck
- Speaker Craft flush mount
- Speakers in observation lounge and pilothouse, master stateroom on-deck
- HD LED TV, 1 LG AM/FM/Stereo Receiver/Prog. Scan DVD player
- 1 DirecTV NTSC DSS Satellite Receiver, 2 SpeakerCraft 5" Premium CRS Round 2Way
- Flush mount speakers, 1 Surge Suppressor Master Stateroom Lower Deck
- LG 32" HD Ready LCD TV, 1 LG AM/FM/Stereo Receiver/Prog Scan DVD Player, 1 DirecTV DSS Satellite Receiver, 2 SpeakerCraft 5" Premium CRS Round 2-Way flush mount speakers, 1 Surge Suppressor Guest Stateroom
- LG 23" HD LCD TV, 1 LG AM/FM/Stereo, Receiver/Prog Scan DVD Player, 1 DirecTV NTSC DSS Satellite Receiver: 2 SpeakerCraft

5" CRS Round 2Way flush mount speakers, 1 Surge Suppressor Guest Stateroom - Port • LG 23" HD LCD TV, 1 LG AM/FM/Stereo Receiver/Prog Scan DVD Player, 1 DirecTV NTSC DSS Satellite Receiver: 2 SpeakerCraft 5" CRS Round 2Way flush mount speakers, 1 Surge Suppressor Crew Lounge • 26" LCD HD TV, 2 SpeakerCraft 5" CRS Round 2-Way flush mount Speakers, 1 Surge Suppressor Crew Quarters • Poly Planar 12V AM/FM/Stereo CD Player, 2 SpeakerCraft 5" CRS Round 2-Way flush mount speaker, Panasonic CD player with 2 SpeakerCraft 5" CRS Round 2-Way flush mount speakers and 2 Panasonic 5" flush mount speaker

## Hull and Deck / General Construction

- Hull, deck and superstructure 100% resin infused and built with Divinycell and equivalent advanced fiberglass construction techniques, biaxial and multiaxial E-glass reinforcement, carbon fiber skeletal structure • Resin infusion makes the hull far stronger and lighter in weight than traditional hand laid construction, also virtually no danger of voids in the lamination • Rarely seen double bottom construction with integral tanks • Infused composite fuel, fresh water and all holding tanks offer enhanced safety and increased structural integrity. Tinted (except in pilothouse) tempered glass windows, fiberglass and S/S rub rail. DuPont Snow White painted exterior finish • Awlcraft painted nonskid exterior decks • Vinyl ester laminate and epoxy barrier on hull bottom • Twin Maxwell VWC 4000 (4000lb.) vertical anchor windlasses with 350' of ½ chain on one and 400' on the other, (2) 176 pound (80 Kg) Bruce anchors, local handheld controls on bow at windlasses with remote control panel in pilothouse for main windlass and anchor. Fresh and salt water wash down in anchor locker • Buell twin trumpet air horns, (8) S/S mooring bollards, LED overhead lights for side decks • LED Courtesy lights • Foredeck storage locker for fenders and lines • Stainless steel rails, 1.5, S/S burgee staff on bow rail • S/S Flag staff • Boarding gates port (2) & starboard (2)

## 2015 / 2016 / 2017 / 2018 Upgrades and Improvements

- New Fabrica carpeting throughout • Newly upholstered dashboard and console (on enclosed pilothouse) • Caterpillar Platinum Warranty (Good for both engines up to 2,500 hours or until June 2022) • Complete exterior paint at Lauderdale Marine Center in Fort Lauderdale • Boat fully-waxed quarterly since new paint job • Complete service for and repainting of davit • New davit lifting harness • Tender refit, all new valves, with new Evinrude ETEC 90HP outboard installed • All new batteries for boat and tender •

New bottom job with full prop speed on props and thrusters • Complete service by Pantropic on engines, complete service and balancing of both props, complete service on stabilizers with new bearings & shafts, prop shafts remanufactured as new • Full Cat service on both engines • Heat exchangers cleaned and rebuilt • Generators fully serviced • New raw water pumps on both main engines • (2) New fresh water pumps • New fuel transfer pump and hoses • New fuel prime pump • New oil change pump • New stabilizer cooling pump • All new hydraulic hoses • New hydraulic steering system • Headhunter heads fully-serviced and holding tank scrubbed • New wipers and washer lines • New cutlass bearings • New PSS shaft seals • Large spare part and tool inventory • New fully integrated Furuno AIS System installed, all new updated Nobeltec charts • New navigation monitor • Head hunter monitoring system new • New Headhunter Tortuga Diaphragm discharge pump installed • New weather station and wind gauge • All new Beard Marine AC chillers, air handlers, drain lines & frequency drives and new raw water and cold water pumps installed • Removal of and replaced all caulking around all windows, removal of all S/S rails & rub rails, then polished & reinstalled after paint job completed • V-Cool window coatings added to windows • New headliners throughout • All new soft furnishings inside and out • New upholstered chairs and tables throughout • New observation lounge couch and salon couch • All new bedding, linens, and mattresses • New custom made teak aft deck dining table by Blue Water Chairs • New HD satellite TV system and New VSAT satellite communications system and Wave Wi-Fi upgraded • New HD TV installed in master stateroom • Office equipment replaced • New crew area HD TV • New washers and dryers (2 sets) • New Lynx BBQ grill • All new galley pots, pans, utensils, knives, silverware, glassware

## Capacities

---

• Fuel Tanks: 6 • Fuel Tanks Capacity: 5300 gal • Fuel Tanks Material: GRP • Fresh Water Tanks: 1 • Fresh Water Tanks Capacity: 800 gal • Fresh Water Tanks Material: GRP • Holding Tanks: 1 • Holding Tank Capacity: 350 gal • Holding Tanks Material: GRP

## Mechanical / Propulsion / Engine Room

---

• Twin Caterpillar C-32 engines, 1652 hp each, standard CAT instrumentation, underwater exhausts, with bypass and fiberglass mufflers, all new DeAngelo exhaust system in 2013. Both engines have been completely overhauled by CAT dealers, one by Pantropic Power the other by Gregory Poole, approx. 350 hours SMOH, approx 4100 total hours. CAT Platinum Extended Warrantee coverage until June 2022 or 2500 hours. • Naiad 42 hp, 16" Hydraulic bow thruster with helm station and handheld

control, Naiad Datum stabilizer control system in Pilothouse• 9 square foot fins• (2) Northern Lights generators, 40 kW each w/sound shields• Engine room mounted start/stop instrument panels for main engines and generators• Centek combo generator mufflers, air/water separator type, with hull side outlet• 220v AC reverse cycle chilled water air conditioning• Engine room ventilating system via air/water separators on hull side with automatic shutdown devices on intake blowers• Engineered fire protection system, consisting of manually and automatically actuated CO2 fire extinguishing system• Complete oil change system, manifold and hoses to all engines and gearboxes• RACOR (3 per main engine) fuel filters for main engines with manifolds and vacuum gauges• Racor filtration and water separation filter on fuel transfer system• Sea Recovery Aquamatic 1400 gallons per day water maker• (2) Water heaters, accumulator tanks for fresh water pressure system, water filtration unit, circulating hot water system• Automatic sump pumps, automatic bilge pumps for each compartment• Fuel management system consisting of fuel shutoff valves, fuel transfer pump with meter system and selector manifold,• Hart Tank Tender gauges for fuel, fresh water, black water and grey water tanks, pneumatic pump type• Black water tank level indicator and high level alarm• Macerator pump for pump out of holding tank direct over board, or to vented deck fitting for shore side disposal• Groco bronze raw water strainers for all engines and sea water pump intakes, seacocks on all through hull fittings below the waterline• Battery racks, battery condition indicator, engineered sound vibration and noise attenuation system for engine room spaces consisting of lead tile sound barriers and Mylar faced synthetic lead foam insulation covered with white painted aluminum perforated sheeting• Custom sound mounts for main engines, generators, engine room stanchions, head pumps/motors, air conditioning compressors and sea water cooling pumps• Aquamet 22 propeller shafts, S/S rudder blades, Nibral propeller shaft struts, Nibral propellers, 5-blade, PYI dripless shaft seals, 110vAC fluorescent lights, smoke detectors, 110Vac outlets• Watertight entrance door from crew quarters, watertight emergency escape hatch from engine room to forward accommodations

## Commentary

---

Cheoy Lee's Bravo 95, designed by Michael Burvenich (protégé to the infamous Tom Fexas) as a very sea kindly smooth riding yacht with a great agility and turn of speed.

The **QUEEN OF DIAMONDS** is a raised pilothouse configuration arranged in a fantastic four stateroom layout with a classic wood, satin-finish, interior designed by Lisa Petrofsky. Cheoy Lee 95 construction is guided by state of art engineered by well known, High Modulus of New Zealand, to be immensely strong. Cheoy Lee, known for their high quality fiberglass construction expertise, built the hull using high density core and is resin infused thru-out including cabin soles and bulkheads. The yacht is very well balanced due her tankage being integral and centerline in the lowest area of the bilge this offers great stability and also serves as a double bottom in the deepest strike zone.

---

**QUEEN OF DIAMONDS** is offered by a Motivated Seller.

## Exclusions

---

While every effort was made to list all pertinent included equipment aboard **QUEEN OF DIAMONDS**, there are some personal belongings aboard. Prospective purchasers should assume any item not specifically mentioned herein will not convey at closing.

## Disclaimer

---

The Company offers the details of this vessel in good faith but cannot guarantee or warrant the accuracy of this information nor warrant the condition of the vessel. A buyer should instruct his agents, or his surveyors, to investigate such details as the buyer desires validated. This vessel is offered subject to prior sale, price change, or withdrawal without notice.

## Exclusions

---

Owner's personal belongings.

## Disclaimer

---

The Company offers the details of this vessel or yacht in good faith but cannot guarantee or warrant the accuracy of this information nor warrant the condition of the vessel. A buyer should instruct his representatives, agents, or his surveyors, to investigate such details as the buyer desires validated. This vessel or yacht is offered subject to prior sale, price change, or withdrawal without notice.

---

# PHOTOS

---

**Salon Aft view**



**Main salon port side**




**Main Salon starboard side**




**Main Salon view fwd**




**Dining area**




**Dining area looking fwd**



**Galley**



**Galley 2**



**On-deck Master S/R**



**On-deck MSR**



**On-deck Master head**



**Stairs to skylounge**



**Day head**



**Helm area**



**Helm**



**Skylounge**



**Observation deck**



**Stairs to foyer**



**Master, lower level**



**Master, lower level King**



**Master, lower level**



**Master, lower level**



**Master head**



**Master head**






**Master tub and shower**




**Guest stateroom**




**Guest SR, port**



**Guest SR, starboard**




**Aft deck**



**Aft deck view fwd**



**Side decks**



**Bow seating**



**Aft deck view fwd**



**Upper aft deck, BBQ grill**



**Upper aft deck, settee and table**



**Upper aft deck bar**



**Upper aft deck**



**Tender on boatdeck**




**Crew quarters**



**Crew quarters**




**Crew galley**



**Atlas Autophase**




**Engine room**



**Engine room**




**Engine room**




**Engine room**





**Engine room**




**Engine room**




**Enclosed Flybridge exterior**




**Domes**




**Dockside port bow**



**Stbd bow**



**General Arrangement**



# CONTACTS

---

Andrey Shestakov, leading yacht broker of the sales department of Shestakov Yacht Sales Inc. Shestakov Yacht Sales Inc., the official representative of the Miami/Fort Lauderdale FL headquarters.

## Contact details

---

Email: **andrey@shestakovyachtsales.com**

Web: [shestakovyachtsales.com/en/](http://shestakovyachtsales.com/en/)

## Telephones

---

USA: **+1(954)274-4435**

## Office hours

---

Monday – Saturday: **9:00 - 21:00** EDT

Sunday: **closed**

## Address

---



Harbour Towne Marina, 850 NE 3rd St, STE 213, Dania, FL 33004