

PHARM LIFE — SELENE



Builder: SELENE

Year Built: 2000

Model: Trawler

Price: PRICE ON APPLICATION

Location: United States

LOA: 43' 0" (13.11m)

Beam: 15' 8" (4.78m)

Min Draft: 5' 0" (1.52m)

Max Draft: 5' 2" (1.57m)

Cruise Speed: 7.5 Kts. (9 MPH)

Max Speed: 9 Kts. (10 MPH)

Our experienced yacht broker, Andrey Shestakov, will help you choose and buy a yacht that best suits your needs **Pharm Life — SELENE** from **our catalogue**. Presently, at **Shestakov Yacht Sales Inc.**, we have a wide variety of yachts available on **our sale's list**. We also work in close contact with all the big **yacht manufacturers** from all over the world.

If you would like to buy a yacht **Pharm Life — SELENE** or would like help answering any questions concerning purchasing, selling or chartering a yacht, please call **+1(954)274-4435**

TABLE OF CONTENTS

TABLE OF CONTENTS	2
SPECIFICATIONS	6
Overview	6
Basic Information	6
Dimensions	6
Speed, Capacities and Weight	6
Accommodations	6
Hull and Deck Information	7
Engine Information	7
DETAILED INFORMATION	8
MAIN DESCRIPTION	8
43' SELENE VESSEL WALKTHROUGH	8
43' SELENE ACCOMMODATIONS	8
43' SELENE SALON	8
43' SELENE GALLEY	8
43' SELENE DINING	9
43' SELENE MASTER STATEROOM	9
43' SELENE GUEST STATEROOM	9
43' SELENE LAUNDRY	9
43' SELENE COMMISSARY	9
43' SELENE RAISED PILOTHOUSE	9
43' SELENE FLYBRIDGE	10
43' SELENE AFTDECK	10
43' SELENE AUDIO/VISUAL EQUIPMENT	10
43' SELENE ELECTRONICS	10
43' SELENE ELECTRICAL SYSTEM	10
43' SELENE ENGINE/MECHANICAL EQUIPMENT	11
43' SELENE DECK EQUIPMENT	11

43' SELENE TENDER	11
43' SELENE SAFETY AND FIRE PROTECTION	11
43' SELENE EXCLUSIONS	11
DISCLAIMER	12
Exclusions	12
Disclaimer	12
PHOTOS	13
1 Pharm Life	13
2	13
3	13
4	13
5	13
6	13
7	13
8	13
9	14
10	14
11	14
12	14
13	14
14	14
15	14
16	14
17	15
18	15
19	15
20	15
21	15
22	15

23	15
24	15
25	16
26	16
27	16
28	16
29	16
30	16
31	16
32	16
33	17
34	17
35	17
36	17
37	17
38	17
39	17
40	17
41	18
42	18
43	18
44	18
45	18
46	18
47	18
48	18
49	19
50	19
51	19

52	19
53	19
54	19
55	19
56	19
57	20
58	20
59	20
60	20
61	20
62	20
63	20
64	20
65	21
66	21
67	21
CONTACTS	22
Contact details	22
Telephones	22
Office hours	22
Address	22

SPECIFICATIONS

Overview

Pharm Life is a well-maintained Solo/Selene 2 stateroom, 2 head, raised pilothouse model that offers such amenities as a single, fuel efficient Cummins 180 hp main engine, stabilizers, bow and stern thrusters, fuel polishing system, watermaker, inverter, Intellian satellite TV system and a clean, uncluttered interior. Pharm Life is a Great Loop veteran.

Basic Information

Category: Trawler

Model Year: 2000

Year Built: 2000

Country: United States

Dimensions

LOA: 43' 0" (13.11m)

Beam: 15' 8" (4.78m)

Min Draft: 5' 0" (1.52m)

Max Draft: 5' 2" (1.57m)

Clearance: 14' 6" (4.42m)

Speed, Capacities and Weight

Cruise Speed: 7.5 Kts. (9 MPH)

Max Speed: 9 Kts. (10 MPH)

Displacement: 48000 Pounds

Water Capacity: 260 Gallons

Holding Tank: 45 Gallons

Fuel Capacity: 980 Gallons

Accommodations

Total Cabins: 2

Total Berths: 3

Total Heads: 2

Hull and Deck Information

Hull Material: Fiberglass

Engine Information

Engines: 1

Manufacturer: Cummins

Model: 6BT 5.9M

Engine Type: Inboard

Fuel Type: Diesel

DETAILED INFORMATION

MAIN DESCRIPTION

Pharm Life is a well-maintained Solo/Selene 2 stateroom, 2 head, raised pilothouse model that offers such amenities as a single, fuel efficient Cummins 180 hp main engine, stabilizers, bow and stern thrusters, fuel polishing system, watermaker, inverter, Intellian satellite TV system and a clean, uncluttered interior. Pharm Life is a Great Loop veteran.

43' SELENE VESSEL WALKTHROUGH

Entering the salon from the covered aftdeck, you will find a settee with table to port, stairs to the guest staterooms and the engine room port forward, the galley forward, stairs to the raised pilothouse starboard forward and a lounge chair and cabinetry starboard aft. Step up into the pilothouse and you will find split side doors to each side deck and internal stairs to the flybridge. Step down into the guest foyer and you will find the engine room aft, guest stateroom to port, guest head to starboard and the master stateroom with ensuite head forward. Headroom on the aftdeck is 6'6", 6'6" in the salon, 6'9" in the master stateroom, 6'2" in the master stateroom tub/shower, 6'6" in the guest stateroom, 6'2" in the guest shower, 6'7" in the pilothouse and 6'7" in the pilothouse. The master stateroom berth is 7'4" long and the guest stateroom berths are 6'8" long.

43' SELENE ACCOMMODATIONS

Pharm Life offers a master stateroom forward with island queen size berth and ensuite head and a guest stateroom to port with over/under berths. The guest head with enclosed shower is to starboard.

43' SELENE SALON

The salon offers a settee (Recovered in 2012) and hi/lo table to port, a lounge chair and cabinetry to starboard, teak & holly sole, reading lights, magazine rack, curtains (2012), opening windows with screens on each side, aft window and a split door to the covered aftdeck. To view a 360 degree photo of the salon, copy and paste the link below into your browser:

43' SELENE GALLEY

The galley is located forward in the salon.- Norcold 12/24vdc/120vac

refrigerator/freezer- Magic Chef microwave oven- Galley Maid Empress 3-burner gas cooktop and oven- Grunert cold plate freezer- Double stainless steel sinks- Corian countertop- Storage drawers and cabinets- Hidden trash can compartment below the countertop- Spice rack- Vitrefrigo refrigerator/freezer in the pilothouse- Magma stainless steel BBQ grill on the flybridge

43' SELENE DINING

Dining space is available at the salon settee and hi/lo table.

43' SELENE MASTER STATEROOM

The master stateroom is forward and offers an island queen size berth, reading lights, 4 portlights with curtains, overhead hatch with Oceanair screen/shade, shelves, nightstands, 2 cedar-lined hanging lockers, storage drawers and cabinets, mirror, fans, teak & holly sole and an ensuite head with tub/shower. To view a 360 degree photo of the master stateroom, copy and paste the link below into your browser:

43' SELENE GUEST STATEROOM

The guest stateroom is to port and offers over/under berths, cedar-lined hanging locker, reading lights, 2 portlights with curtains, nightstand, teak & holly sole and a storage drawer and cabinets. The guest head is to starboard and offers an enclosed shower. To view a 360 degree photo of the guest stateroom and foyer, copy and paste the link below into your browser:

43' SELENE LAUNDRY

- Spendide 7100xc washer/dryer (2018)

43' SELENE COMMISSARY

The Commissary is located between the lazarette and the engine room and offers a large amount of storage space.

43' SELENE RAISED PILOTHOUSE

The raised pilothouse offers a full helm forward with storage underneath, split side door to each side deck, 2 aft windows, opening side windows with screens and curtains, internal stairs to the flybridge, a benchseat, a berth aft of the benchseat, teak & holly

sole, overhead hatch with Oceanair screen/shade, book shelf starboard aft, chart counter and storage port forward and a Vitrefrigo refrigerator/freezer.

43' SELENE FLYBRIDGE

The flybridge offers a bimini (2017), new windscreen, hinged mast & boom, non-skid deck, 2 X Garelick Eez-In helm seats, helm forward with a chart cabinet, internal stairs with a hatch to the pilothouse and a stainless steel ladder with a hatch to the aftdeck. To view a 360 degree photo of the flybridge, copy and paste the link below into your browser:

43' SELENE AFTDECK

The covered aftdeck offers a non-skid deck, teak cap rails, transom door to the swimplatform, split door to the salon, lazarette access, same level access to each side deck, hot/cold fresh water shower, ladder with a hatch to the flybridge, folding teak table and 2 deck chairs.

43' SELENE AUDIO/VISUAL EQUIPMENT

- Intellian satellite TV system (2017)- Intellian satellite TV system controller in the salon (2017)- Dish ViP211Z satellite TV receiver in the salon (2017)- Samsung flat screen TV in the salon- Clarion CMD4A AM/FM/CD/MP3 Sat ready radio in the salon- Sylvania VCR/DVD/CD player in the salon- Shakespeare Seawatch TV antenna- Polyplaner speakers

43' SELENE ELECTRONICS

- Furuno 4kW Radar (2010)- Furuno Navnet 3D Multi Function Display in the pilothouse and on the flybridge (2010)- Furuno Navpilot autopilot in the pilothouse with remote on the flybridge - (2010)- Furuno RD-30 navigational organizer in the pilothouse and on the flybridge (2010)- Furuno FA50 AIS transponder (2010)- Ritchie Powerdamp magnetic compass in the pilothouse and on the flybridge- Icom IC-M604 VHF in the pilothouse- West Marine 580 VHF in the pilothouse with remote on the flybridge- Plastimo barometer and clock in the pilothouse

43' SELENE ELECTRICAL SYSTEM

- Westerbeke 12.5BTDA 12.5 kW generator with 1,461 hours- Heart Interface 2500 watt inverter with remote panel- ProMariner 40 amp battery charger- 2 X 50 amp shore cords- Shore power connection fore and aft- Galvanic isolator- Balmar 160 amp

alternator with Max Charge regulator- Delco Remy 105 amp alternator- 4 X 8D AGM house batteries (2016)- 1 X 8D AGM main engine start battery (2016)- 2 X 4D AGM bowthrustrer batteries (2018)- 1 X Group 31 generator start battery (2016)- 12vdc outlet on the flybridge

43' SELENE ENGINE/MECHANICAL EQUIPMENT

- Single Cummins 6BTA5.9-M 180hp main engine with 3,380 hours- Twin Disc MG5050 gearbox- Morse engine controls- VDO gauges- Dripless shaft seal- Groco sea strainers- Racor 900FG fuel filter with vacuum gauge for main engine- Racor 900FH fuel filter for fuel polishing system- Racor R24p fuel filter for the generator- Fuel manifold- Reverso oil change system- Hy Drive hydraulic steering system- Sidepower bowthrustrer and Yacht Thruster stern thruster - Naiad 174-1 stabilizer system with Multi-Sea II control panel- Marine air systems reverse cycle air conditioning/heating system (3 X 16,000 BTU units)- Fresh water manifold- Flojet fresh water system expansion tank- Raritan 12 gallon water heater- Village Marine Tec 450gpd watermaker- Jabsco electric heads- Tankwatch III holding tank level monitor system To view a 360 degree photo of the engine room, copy and paste the link below into your browser:

43' SELENE DECK EQUIPMENT

- Muir HR2500 dual gypsy anchor windlass with foot controls and remote controls at each helm- Rocna 88lb anchor with 275' 3/8" anchor chain- CQR 60lb anchor with 20' 3/8" anchor chain and 250' 3/4" nylon rode- Double stainless steel anchor rollers- Stainless steel sampson post- Non-skid decks- Stainless steel rails forward and teak cap rails aft- Stainless steel deck hardware- Portuguese bridge with storage lockers- Windscreen cover- Washdown on the foredeck- Stainless steel swim ladder- Hinged swim platform- Boarding gates amidships each side

43' SELENE TENDER

- 2003 10'3" Caribe RIB with forward storage and a middle benchseat- Yamaha 15 hp 2-stroke outboard- Hinged mast and boom for tender davit

43' SELENE SAFETY AND FIRE PROTECTION

- Jabsco searchlight- Fire extinguishers- Rule bilge pumps- Fireboy-Xintex 5-2A propane control in the galley- ACR EPIRB- Radar reflector- Life jackets and life ring

43' SELENE EXCLUSIONS

- Sellers' personal belongings- Artwork- Vesper moped

DISCLAIMER

The Company offers the details of this vessel in good faith but cannot guarantee or warrant the accuracy of this information nor warrant the condition of the vessel. A buyer should instruct his agents, or his surveyors, to investigate such details as the buyer desires validated. This vessel is offered subject to prior sale, price change, or withdrawal without notice.

Exclusions

Owner's personal belongings.

Disclaimer


The Company offers the details of this vessel or yacht in good faith but cannot guarantee or warrant the accuracy of this information nor warrant the condition of the vessel. A buyer should instruct his representatives, agents, or his surveyors, to investigate such details as the buyer desires validated. This vessel or yacht is offered subject to prior sale, price change, or withdrawal without notice.

PHOTOS


1 Pharm Life




2




3




4




5




6



7




8



9




10



11




12




13




14



15




16



17



18



19




20




21



22



23



24



25



26



27



28



29



30



31




32



33




34



35




36



37




38



39



40



41



42



43



44



45



46



47



48



49




50



51




52



53




54



55



56



57



58




59



60



61



62



63




64




65



66



67



CONTACTS

Andrey Shestakov, leading yacht broker of the sales department of Shestakov Yacht Sales Inc. Shestakov Yacht Sales Inc., the official representative of the Miami/Fort Lauderdale FL headquarters.

Contact details

Email: **andrey@shestakovyachtsales.com**

Web: shestakovyachtsales.com/en/

Telephones

USA: **+1(954)274-4435**

Office hours

Monday – Saturday: **9:00 - 21:00** EDT

Sunday: **closed**

Address



Harbour Towne Marina, 850 NE 3rd St, STE 213, Dania, FL 33004