

## VENTURE — CHEOY LEE



**Builder:** CHEOY LEE

**Year Built:** 2004

**Model:** Motor Yacht

**Price:** PRICE ON APPLICATION

**Location:** United States

**LOA:** 68' 0" (20.73m)

**Beam:** 18' 11" (5.77m)

**Min Draft:** 5' 4" (1.63m)

**Max Draft:** 5' 6" (1.68m)

Our experienced yacht broker, Andrey Shestakov, will help you choose and buy a yacht that best suits your needs **VENTURE — CHEOY LEE** from **our catalogue**. Presently, at **Shestakov Yacht Sales Inc.**, we have a wide variety of yachts available on **our sale's list**. We also work in close contact with all the big **yacht manufacturers** from all over the world.

If you would like to buy a yacht **VENTURE — CHEOY LEE** or would like help answering any questions concerning purchasing, selling or chartering a yacht, please call **+1(954)274-4435**

# TABLE OF CONTENTS

TABLE OF CONTENTS	2
SPECIFICATIONS	7
Basic Information	7
Dimensions	7
Speed, Capacities and Weight	7
Accommodations	7
Hull and Deck Information	7
Engine Information	8
DETAILED INFORMATION	9
Walkthrough	9
Salon	9
Galley	10
Day Head	11
Pilothouse/Lower Station	11
Companionway	12
Master Cabin	13
Master Head	13
Twin Guest Cabin	13
Guest Head	14
VIP Cabin	14
VIP Cabin Head	14
Foredeck	15
Side Decks	15
Aft Deck	16
Swim Platform Area	16
Flybridge	16
Flybridge Helm	17
Boat Deck	17

Hardtop Equipment	18
Crew Area	18
Crew Head	19
Engine Room	19
Electrical System	21
Sea Trial Data	23
Remarks	23
Exclusions	23
Disclaimer	23
Exclusions	24
Disclaimer	24
PHOTOS	25
Salon Looking Forward	25
Salon to Starboard	25
Salon to Port	25
Salon to Port	25
Salon to Port	25
Salon to Starboard	25
Salon Looking Aft	25
Breakfast Bar	25
Breakfast Bar	26
Galley Looking Aft	26
Galley Looking Forward	26
Day Head	26
Looking Forward from Galley	26
Pilothouse Area	26
Lower Helm	26
Helm Looking to Starboard	26
PLC Alarm Panel	27

---

Pilothouse Side Deck Door	27
Easy Steps to Flybridge	27
Pilothouse Dining Area	27
Foyer	27
Master Looking Aft	27
Master to Starboard	27
Master to Port	27
Master Looking Forward	28
Master Head	28
Large Master Shower	28
Entry to Twin Cabin	28
Twin Cabin	28
Twin Cabin Head	28
VIP Forward	28
VIP	28
VIP Looking Aft	29
VIP Head	29
Side Deck	29
Side Deck	29
Bow	29
Bow Anchor Detail	29
Bow Anchor Detail	29
Bow Anchor Detail	29
Foredeck	30
Aft Deck Looking to Starboard	30
Aft Deck	30
Aft Deck Looking to Port	30
Flybridge Settee	30
Flybridge Looking Aft	30

---

---

Flybridge Looking to Starboard	30
Flybridge Looking Aft	30
Flybridge Bar	31
Flybridge Fridge	31
Flybridge Grill	31
Helm	31
Helm	31
Helm	31
Boat Deck Access	31
Boat Deck Chaise Lounge	31
Boat Deck Chaise Lounge	32
Crew Area Access	32
Crew Cabin Looking Forward	32
Crew Cabin Looking Aft	32
Crew Head	32
Engine Room Looking Forward	32
Engine Room Looking to Port	32
Port Engine Room	32
Engine Room Looking Aft	33
Starboard Engine	33
Outboard Port Engine	33
Outboard Starboard Engine	33
Aft of Port Engine	33
Aft of Starboard Engine	33
AC Compressor	33
Muffler System	33
Outboard Starboard Engine	34
32 KW Generator	34
Sept 2020 Hull Wax	34

---

Sept 2020 Bottom Job	34
Sept 2020 Hull Wax	34
Sept 2020 Bottom Job	34
Sept 2020 Bottom Job	34
Stern Thruster	34
Stern Shot	35
Stern Quarter	35
Alternate Profile	35
Alternate Profile	35
Alternate Profile	35
Alternate Profile	35
Alternate Profile	35
Alternate Profile	35
Bow Quarter	35
Bow	36
Bow Quarter	36
Port Profile	36
CONTACTS	37
Contact details	37
Telephones	37
Office hours	37
Address	37

---

# SPECIFICATIONS

---

## Basic Information

---

**Category:** Motor Yacht

**Sub Category:** Flybridge

**Model Year:** 2005

**Year Built:** 2004

**Country:** United States

**Vessel Top:** Hardtop

## Dimensions

---

**LOA:** 68' 0" (20.73m)

**Beam:** 18' 11" (5.77m)

**Min Draft:** 5' 4" (1.63m)

**Max Draft:** 5' 6" (1.68m)

## Speed, Capacities and Weight

---

**Gross Tonnage:** 51 Pounds

**Water Capacity:** 430 Gallons

**Fuel Capacity:** 1600 Gallons

## Accommodations

---

**Total Cabins:** 3

**Sleeps:** 6

**Total Heads:** 3

**Captain Cabin:** True

**Crew Berths:** 2

## Hull and Deck Information

---

**Hull Material:** Fiberglass

**Deck Material:** Teak

**Hull Configuration:** Modified V-Hull

**Hull Designer:** Fexas

**Exterior Designer:** Cheoy Lee

**Interior Designer:** Cheoy Lee

---

## Engine Information

---

**Engines:** 2

**Manufacturer:** CAT

**Model:** C-18

**Engine Type:** Inboard

**Fuel Type:** Diesel



---

# DETAILED INFORMATION

---

## Walkthrough

---

**VENTURE** is a Cheoy Lee Bravo model and shares many features with her larger Bravo sisterships, allowing for a “big boat feel”. Indeed she is a larger feeling yacht than many 68’ – 70’ motor yachts.

Boarding from a floating dock is easy onto the Integral swim platform and up easy stairs to the Aft Deck. From a fixed dock, boarding is via the port or starboard side boarding doors. The Aft Deck has both fixed and loose seating, protection by a full Boat Deck overhang and to starboard a ladder to the Boat Deck.

A sliding entry door to the Salon reveals a sofa to starboard and an occasional chair and popup TV cabinet to port.

Further forward are two barstools facing the C shaped portside Galley. Next forward is a C shaped dinette with a centerline helm and a Day Head and Flybridge stairs to starboard.

Below decks the full beam king size Master is amidships with a private head and shower.

Next forward is a Twin Lower Berth Cabin with a private head and shower and all the way forward is a queen size VIP Cabin with an island berth on centerline and a private head and shower.

The Flybridge is accessed by easy stairs from the Pilothouse. The helm is centerline with an L shaped lounge and table to port and the access stairs, grill, fridge, sink and icemaker to starboard.

A raised three place chaise lounge with storage below is aft followed by the RIB tender and crane.

The Crew Area is reached from a watertight door in the transom. There is an Upper/Lower Cabin to starboard with a head and shower to port. Next forward is the very large Engine Room with excellent headroom and ample access to all of her equipment.

---

## Salon

---

The Salon is entered via a stainless steel trimmed sliding door portside of center. Immediately to port is an upholstered swivel barrel chair with two storage cabinets behind. Next forward is a cherry entertainment cabinet with the following equipment:

Onkyo AM/FM/AV receiver, a Samsung Blue Ray player and a lift system for the TV all behind twin curved cherry doors. Outboard is a 42" Vizio LED TV on a lift to disappear when not in use.

Next forward are three more cherry storage cabinets with shelves within.

Further forward are two barstools, facing forward into the Galley at a breakfast bar.

To starboard upon entering the cabin is a two drawer storage chest with a table lamp above. Next forward is a three cushion white sofa custom built to allow storage below. Lying in front of the sofa is a padded top coffee table that stores two matching stools below.

Next forward is a granite topped cabinet with two storage drawers facing aft and a six bottle Haier wine cooler facing inboard.

Also in the Salon are large port and starboard house side windows with Luxuflex pleated shades hidden behind upholstered valances. Air conditioning is supplied by curved valances. A round two level ceiling treatment with hidden LED rope lighting is centered in the Salon.

The Salon has a brand new (1/21) wood sole, has a mirrored bulkhead forward to starboard, digital AC controls and a folding accordion style shade for the aft Salon entry door.

---

## Galley

---

The Galley is forward of and open to the Salon on the portside of the yacht. It is C shaped facing inboard. Because there are no bulkheads forward or aft, this area is very open and bright with the large side windows and adjacent Pilothouse windshield.

Features include:

- Amtico plank flooring
- Kitchen Aid stainless steel range/oven unit w/Ceran top 5 burner cooktop
- Kitchen Aid stainless steel microwave
- GE stainless steel full size dishwasher
- GE stainless steel 2 door refrigerator freezer w/water & ice through the door
- Deep stainless steel sink
- Faucet w/removable spray handle
- (11) Cherry cabinets
- (2) Cherry front doors
- Cherry Lazy Susan corner unit for additional storage

- Full height cherry front 2 door pantry to starboard
- Solid surface countertops & backsplash
- Smoke detector
- (2) GFCI outlets
- (6) Overhead LED lights
- (2) Under cabinet LED lights
- Kenmore garbage disposal
- Overhead exhaust fan above the cooktop

## Day Head

---

Across from the Galley is a Day Head which is a rare option on a 68' yacht. The sole is a granite tile with inset marble squares. The sink is a Kohler pedestal model. The toilet is a Head Hunter model. The overhead and aft bulkhead are mirrored. A large side window is covered with a pleated shade. Air conditioning delivery is from a curved cherry soffit.

## Pilothouse/Lower Station

---

The Lower Helm is well forward behind a four panel windshield. The helm itself is up one step for increased visibility.

Equipment includes:

- Stainless steel helm wheel
- ZF single lever electronic engine controls
- Key on/off switches for main engines
- ABT bow thruster joystick control
- Vetus stern thruster joystick control
- Maxell windlass control
- Battery parallel switch
- ACR Point Pad searchlight
- (2) Generator start/stop panels w/hour meter
- Garmin 12" 8600 series plotter/CCTV/depth
- Color Guard camera selector panel (4) CCTV cameras & split screen option
- Standard Horizon Spectrum + VHF w/DSC
- Hailer horn selector switch
- (2) CAT LCD engine panels
- VDO rudder angle indicator
- VDO fuel gauge for day tank
- Furuno RD-30 data gauge w/depth

- Ritchie 5" compass
- 10.2" Furuno Nav Net GPS w/radar
- Naiad Marine LCD stabilizer controls
- PLC for ship's alarms displayed on an LCD panel
- Cabinet below helm w/(8) bilge pump control panels, Tank Watch 4 holding tank monitor, emergency stop for engine & manual fire system release

A leather upholstered Stidd style helm seat lies on a stainless steel pedestal.

Aft of the Pilothouse are four cabinet doors housing the main electrical panel, wine storage and six storage shelves. On the starboard side is a Pantograph door to the side deck. Just inboard, nine wood steps with step lights give comfortable access to the Flybridge.

To port within the Pilothouse is a second raised platform with a large C shaped settee for dining or observing the scenery while cruising. It easily seats five people and has an Avonite tabletop upon twin stainless steel bases. There are two additional drawers in the riser for the settee.

The entire area has Amtico flooring to match the adjacent Galley area.

## Companionway

---

From the starboard side of the Pilothouse five wood steps with step lights lead to the Accommodations. Along the way is an AC/DC subpanel for this area.

Four large cherry storage cabinets are outboard with a cherry topped shelf and two opening portholes above. Pleated shades behind an upholstered valance give privacy as needed.

Aft and down three steps is the Master Cabin. At the foot of the Companionway just outside the Master Cabin door is a Kenmore stacked washer and separate dryer behind twin cherry doors. Opposite is a cabinet for laundry necessities. Next forward is the twin berth en suite Cabin.

All the way forward is the en suite VIP Cabin.

This area was treated to the same new wood sole as the Salon (1/21).

---

## Master Cabin

---

Accessed via a foyer with a marble and granite sole the Master is entered from the forward end with a king size island berth on the aft bulkhead centerline. Four drawers under the berth offer generous storage. Either side of the berth are three drawer cherry topped nightstands. The upholstered Master Berth headboard is fastened to a beveled edge mirror flanked by twin single bulb accent sconce lights. The curved edge of the aft bulkhead blends nicely into the small mirrored soffit above. There are two LED lights as reading lights in the soffit.

To port of the berth is a walk in cedar lined hanging locker with a drink refrigerator within. Next forward in the cabin is a small two drawer chest followed by a two person upholstered settee followed by another smaller cedar lined auto lit hanging locker.

On the forward bulkhead of the Master Cabin is a built in Vizio 42" LED TV facing the berth with a cabinet to starboard housing a Sony AM/FM/AV receiver and a Sony DVD player.

Just below the TV is a two door burlwood storage cabinet. To port is the cabin's entry door.

On the starboard side starting forward is another cedar lined auto lit hanging locker followed by three cherry storage drawers and a hinged top, lit, vanity with an upholstered stool. Next aft are four cherry drawers. Further aft is the access to the en suite Head.

Also in this cabin is a carpeted sole, eight LED overhead lights, digital AC controls, a smoke detector, a five channel stereo speaker system and plenty of burlwood accents. Port and starboard Soji screens conceal two opening stainless steel portholes each side.

---

## Master Head

---

The Master Head has a bow front vanity with two storage cabinets and four drawers below an Avonite countertop. A Kohler under mount sink with two tone fixtures is above. Two beveled edge mirror medicine cabinets are above the sink. The toilet is a Head Hunter model. The sole is vinyl tiles. The shower is huge and has a clear glass door, handheld or wall mountable fixture, two LED lights and a door concealing the emergency escape from the Crew/Engine Room area.

Also in the head is an exhaust fan and three LED overhead lights.

---

## Twin Guest Cabin

---

The Twin Guest Cabin is entered via the starboard side with the twin single berths off the aft bulkhead. Between the berths is a cherry topped three drawer nightstand. The aft bulkhead is mirrored with two goose neck reading lights at the berths.

Each berth has two drawers below opening towards the centerline. At the foot of the outboard berth is a cherry topped four drawer chest. Above is an opening stainless steel porthole with pleated shades behind an upholstered valance. The cabin has a two door cedar lined hanging locker at the entry.

Forward is the access to the en suite Head. Also in this cabin are digital AC controls, five overhead LED lights, a 24" Vizio LED TV, a Sony AM/FM/CD stereo and two overhead speakers plus a smoke alarm.

---

## Guest Head

---

The Head has a bow front vanity to two cabinet doors below an Avonite countertop and an under mount Kohler sink with two tone fixtures above. Twin beveled edge mirrored medicine cabinet doors are above the sink. The toilet is a Head Hunter model. The sole is vinyl tile and the stall shower has a clear glass door, handheld or wall mountable fixture, a light and an exhaust fan. The overhead is mirrored with two LED lights above.

---

## VIP Cabin

---

All the way forward is a queen size VIP with an island berth on centerline. There are two drawers under the berth and raised steps port and starboard for easy access. Built in cherry shelves serve as nightstands. The upholstered headboard is fastened to a beveled edge mirrored bulkhead with small halogen reading lights port and starboard.

A large deck hatch with a Sunbrella shade is above. To both port and starboard are sliding Soji screens with LED strip lights behind. Above are two port and two starboard unique hamper style cabinets. Below to both port and starboard are cherry topped four drawer chests of drawers.

Aft to starboard is a two door auto lit cedar lined hanging locker and the entrance to the cabin.

On the aft bulkhead of the cabin is a 24" Vizio LED TV and the entrance to the en suite Head.

Also in the VIP Cabin is a Sony AM/FM/CD stereo, two stereo speakers, digital AC controls, a carpeted sole, smoke alarm and seven overhead LED lights.

---

## VIP Cabin Head

---

The Head has a bow front vanity to two cabinet doors below an Avonite countertop and an under mount Kohler sink with two tone fixtures above. Twin beveled edge mirrored medicine cabinet doors are above the sink. The toilet is a Head Hunter model. The sole is vinyl tile and the stall shower has a clear glass door, handheld or wall mountable fixture, seat, a light and an exhaust fan. The overhead is mirrored with two LED lights above.

---

## Foredeck

---

- Nonskid fiberglass decking
- Maxwell 24V DC 3500 lb. vertical windlass w/chain gypsy & rope capstan
- Up & down foot switches for windlass
- Deck pipe
- Chain stopper
- 200' of 3/8" High test galvanized chain
- 88 lb. Delta anchor in stainless steel anchor chute
- Freshwater anchor wash spigot
- 1.25" Stainless steel bow rails, double rail till Pilothouse
- Stainless steel bollard type bow cleats
- Stainless steel framed glass hatch into VIP
- Stainless steel burgee staff at bow
- Bow sun lounge w/removable cushions, stainless steel handrails & new weather cover
- (2) Foredeck anchor locker access hatches
- (5) LED courtesy lights
- (3) Windshield wipers
- Black Textulene windshield cover

---

## Side Decks

---

- Nonskid fiberglass decking
- Twin stainless steel spring line cleats/hawse pipe combos mounted off the deck
- International Navigation lights
- Walk around side decks w/single rail & raised bulwarks
- Midship rail break & fiberglass door
- Deck drains to waterline
- Teak step plates at boarding gates
- Frameless windows at house side
- Starboard side hookup for wired engine controls
- Door for fuel fill inlets
- Door for water fill inlets

- (4) Port & (4) starboard overhead LED lights
- Port & starboard freeing posts

---

## Aft Deck

---

- Teak over fiberglass decking
- Built in aft bench seat w/removable Sunbrella, cushions, storage below & cover
- Fixed Aft Deck table w/Avonite top on twin pedestals
- Cabinet to port for refrigerator
- (8) Overhead LED lights
- Port & starboard boarding gates w/hinged FRP doors
- Twin bollard type aft cleats w/side deck & aft fairleads
- (4) Overhead speakers
- (4) Teak folding chairs w/removable cushions
- Remote plug in for wired engine control
- Bow & stern thruster joystick controls
- Freshwater wash down spigot
- (6) Step stainless/teak ladder to Boat Deck w/handrails
- Storage cabinet to starboard
- (3) CCTV cameras port, center & starboard
- Stainless steel sliding entry door to Salon
- Removable stainless steel 48" flagstaff

---

## Swim Platform Area

---

- Integral swim platform w/teak over fiberglass decking
- Removable stainless steel swim ladder
- (5) Stainless steel hoop rails, outboard hoops hinge inwards
- Hot & cold shower (inside clear door)
- Pantograph Crew/Engine Room door on centerline
- Locker for shore power & cable connections
- Centerline bollard type cleat
- Fueling station for (2) tanks
- (6) Integral teak tread steps w/step lights to Aft Deck w/hinged stainless steel boarding gate at top
- Freshwater wash down spigot
- (2) Courtesy lights
- Stainless steel rails port & starboard for swim platform boarding

---

## Flybridge

---



- Fiberglass nonskid decking
- Large sliding stainless steel/glass hatch from Pilothouse area steps
- Fiberglass radar arch with Integral fiberglass hardtop
- Portside L shaped lounge w/removable Sunbrella cushions, storage below & cover
- Avonite dining height table on twin pedestals in front of lounge
- Starboard side 5 door fiberglass locker with Jenn Air electric BBQ, stainless steel sink, faucet and a Magic Chef fridge & storage cabinet
- Fresh water wash down spigot
- (2) 110V GFCI outlets
- (2) Stereo speakers
- EZ2CY 3 side enclosure, pins to hardtop to open
- Venturi windscreen w/stainless steel handrail
- (9) DC overhead lights in hardtop

---

## Flybridge Helm

---

Centerline helm area w/excellent visibility offers the following features:

- Mathers electronic single lever engine controls
- Hynautic hydraulic power steering
- Stainless steel helm wheel
- (2) CAT LCD engine instruments
- Ritchie 5" magnetic compass in chrome binnacle
- Simrad AP26 autopilot
- Garmin 12" 8600 series MFD for plotter/depth/CCTV camera
- 10.2" Furuno Nav Net multifunction display for radar/plotter
- Standard Horizon Matrix AID/GPS/VHF
- Furuno RD-30 data
- VDO rudder angle indicator
- VDO fuel gauge for day tank
- ACR 100 quartz halogen searchlight w/remote control
- ABT 24 volt bow thruster control
- Vetus 24 volt stern thruster control
- (2) Tracy upholstered helm seats
- Helm cover
- Engine start/stop switches
- Battery parallel switch
- ACR EPIRB

---

## Boat Deck

---

- Fiberglass nonskid decking

- Hinged FRP hatch w/ladder to Aft Deck
- Nautical Structures electric/hydraulic 1500 lb. 110V davit w/manual rotation
- 2010 13' 400 DL Avon center console RIB w/console w/Garmin plotter & Icom 422 VHF
- Yamaha 60 HP 4 stroke outboard
- Tender chocks
- Newer tender cover
- (3) Forward facing chaise lounges w/removable Sunbrella cushions w/storage below for (2) spare props
- Stainless steel safety rails
- (2) Rod holders welded to rail
- (2) LED courtesy lights
- Deck drains
- (4) FRP cabinets facing aft are perfect for storing all tender & Boat Deck necessities

---

## Hardtop Equipment

---

- Double hinged radar mast
- 4' Open array Furuno radar scanner
- (2) GPS antennas
- KVH Trac Vision Y Sat TV antenna
- Dual trumpet horns
- (4) Folding fiberglass antennas
- Hailer horn
- (2) Starboard side steps to Hardtop w/grab rail on Hardtop

---

## Crew Area

---

The Crew Area is entered via the watertight aft swim platform door and down three steps to an Amtico planked sole. The three steps move for access to the rudder room.

Just inside the door to port is a large wet locker. The Aft Deck shower on a long hose is just inside the door as well.

To starboard is a roomy cabin for two crew arranged in an over/under criss/cross fashion. There are two drawers below the lower bunk and a two door half height hanging locker below the upper bunk. Each bunk has a reading light. Aft is a bank of eight cherry drawers with a cherry top and a fiddled bookshelf above.

Also in the cabin is an Amtico wood floor, opening stainless steel portlight, two stereo speakers and four overhead LED lights.

Across the Main Companionway is the Crew Head.

## Crew Head

---

The Crew Head is also handy for those swimming or who want access to a head without entering the main area of the yacht.

The bow front vanity has two cherry doors below and an Avonite countertop with a Kohler under mount sink with a single lever faucet above. A beveled edge mirrored medicine cabinet is above.

The toilet is a Head Hunger model set upon an Amtico sole.

The stall shower has a clear glass door, a shelf, a handheld or wall mounted shower fixture and an opaque glass opening stainless steel porthole.

Two LED lights are overhead.

## Engine Room

---

- (2) CAT C-18 1000 HP in line six cylinder diesel engines
- CAT engine mounted gauge package w/additional tachometers
- Naiad model 254 w/7.5 square foot fin stabilizer system
- Underwater exhaust w/bypass system for low RPM
- ABT 24 volt bow thruster w/12" dual prop
- Vetus 24 volt stern thruster w/dedicated battery bank & charger
- Engine Room ventilation system w/auto fire shutdown
- Auto/man CO2 fire system for Engine Room
- Hynautic power steering system
- 110 Volt oil change system (6 point) engines, transmissions, generator
- (2) Engine driven emergency crash pumps
- Dual Racor 1000 fuel filters w/vacuum gauges for each engine
- (2) 30 Gallon Quick Recovery water heaters
- Pressure freshwater system w/accumulator tank
- Whole boat charcoal/sediment water filter
- Auto sump pumps for showers
- (8) Auto/manual bilge pumps
- Fuel transfer pump w/fuel meter system & shutoff valves
- (2) Hart pneumatic tank tender gauges for fuel water tanks (8) tanks
- ZF 550V transmissions/vee drives w/2.51 to 1 ratio
- 8 Valve fuel transfer system w/Fill-Rite counter
- Black water tank
- Greg water tank

- Groco sea strainers on engine & sea water intake valves
- Engineered vibration & noise attenuation system
- Anti-vibration mounts for main engines, generator head pump, motor, AC compressors & cooling pump
- FPR drip trays under engines
- Five blade main props
- Four blade spare props (stored on Flybridge)
- PYI dripless shaft seals on rudders & prop shafts
- (4) 110V Engine Room lights
- (2) 110 Volt GFCI outlets
- Emergency escape hatch from Engine Room into Master Stateroom
- 800 GPD SK water maker w/filtered flash option
- Diamond pattern FRP decking
- Centek generator mufflers w/air/water separators
- (5) Direct Expansion AC compressors as follows:
  - Salon 30,000 BTU - rebuilt 3/20
  - Galley/Pilothouse 24,000 BTU, new 3/20
  - Master 16,000 BTU
  - Twin Cabin 6000 BTU
  - VIP Cabin 9000 BTU, new 3/20
- (2) Engine coolant recovery bottles
- Stainless steel safety rails around engine
- 4 Step vertical boarding ladder stored in Engine Room
- Racor 500 fuel filter for each generator
- Northern Lights gauge package for each generator
- Spare Fortress FX-125 anchor
- Underwater stand pipes for all disc hinges
- Airsep engine crankage ventilation system
- Pressure freshwater system w/accumulator tank, pump new 3/20
- Whole boat charcoal/sediment water filter
- Auto sump pumps for showers
- (8) Auto/manual bilge pumps
- Fuel transfer pump w/fuel meter system & shutoff valves
- (2) Hart pneumatic tank tender gauges for fuel water tanks (8) tanks
- ZF 550V transmissions/vee drives w/2.51 to 1 ratio
- 8 Valve fuel transfer system w/Fill-Rite counter
- Black water tank
- Greg water tank
- Groco sea strainers on engine & sea water intake valves
- Engineered vibration & noise attenuation system
- Anti-vibration mounts for main engines, generator head pump, motor, AC compressors & cooling pump
- FPR drip trays under engines

- Five blade main props
- Four blade spare props (stored on Flybridge)
- PYI dripless shaft seals on rudders & prop shafts
- (4) 110V Engine Room lights
- (2) 110 Volt GFCI outlets
- Emergency escape hatch from Engine Room into Master Stateroom
- 800 GPD SK water maker w/filtered flash option
- Diamond pattern FRP decking
- Centek generator mufflers w/air/water separators
- (5) Direct Expansion AC compressors as follows:
  - Salon 30,000 BTU
- (2) Engine coolant recovery bottles
- Stainless steel safety rails around engine
- 4 Step vertical boarding ladder stored in Engine Room
- Racor 500 fuel filter for each generator
- Northern Lights gauge package for each generator
- Spare Fortress FX-125 anchor
- Underwater stand pipes for all disc hinges
- Airsep engine crankage ventilation system

## Electrical System

---

- 110/220 Volt 60 HZ AC shore power system
- 12/24 Volt DC power service
- (4) 8D Batteries in fiberglass battery boxes for engines & house system
- 32 KW Northern Lights gen in sound shield, starboard side 2390 hours
- 20 KW Northern Lights gen in sound shield, portside 2032 hours
- Battery parallel system at both helm stations
- Dolphin 24 Volt 60 battery charger
- 50 Amp Vanner 12 UDC battery equalizer
- Dedicated 12 volt electronics battery
- 100 Amp Glendinning cable master w/100' cord at stern
- 25 KVA isolation transformer
- Copper strip & wire bonding system
- Dynaplate grounding plate to yacht's ground terminal boards
- 24V DC battery bank for windlass & bow thruster
- PLC (programmable Logic controller) located at lower helm for generator alarm, high bilge level alarm & smoke detector, both audio & visual alarms
- 50 Amp shore cord splitter
- (5) Battery shutoff switches

Accommodation sub panel with:

- (11) 24V breaker protected circuits
- (3) 240V breaker protected circuits
- (12) 120V breaker protected circuits

Main Engine Room switch panel with:

- (3) Main breaker, shore port gen, starboard gen
- (2) Rotary selector switches shore port gen starboard gen w/indicator light
- Port gen analog volt, HZ & (2) amp meters
- Starboard gen analog volt, HZ & (2) amp meters
- Shore power gen analog volt, HZ & (2) amp meters

Engine Room AC breaker panel with:

- (14) 220 Volt breaker protected circuits
- (12) 110 Volt breaker protected circuits

Engine Room DC breaker panel with:

- (20) 24 Volt breaker protected circuits
- Analog voltmeter
- Analog amp meter

Pilothouse Electrical Panel

Pilothouse AC panel with:

- (3) 220 Volt breaker protected circuits
- (28) 110 Volt breaker protected circuits
- Analog voltmeter
- (2) Analog amp meters

Pilothouse DC panel with:

- (24) 24 Volt breaker protected circuits
- (15) 12 Volt breaker protected circuits

- 12 Volt analog voltmeter
- 12 Volt analog amp meter
- 24 Volt analog amp meter
- 24 Volt analog voltmeter
- Indicator lights for DC circuits

## Sea Trial Data

RPM	GPS Speed	Load	GPH	Range
1500	12.4	45%	34	5251800 13.5 61% 57
3412000	15.2	80%	76	2882100 16.2 88% 90
2602300	19.0	100%	100	270

## Remarks

**VENTURE** is a stylish motor yacht able to be handled by a cruising couple but large enough to offer a spacious Crew Cabin for anyone wanting more enjoyment and less work.

She offers big boat accommodations with a king size Master Suite, two other suites, Day Head and stairs to the Flybridge. Reliable CAT C-18's in a huge Engine Room with Cheoy Lee's "ship like systems" make maintenance easy.

**VENTURE** is clean, priced very attractively and for sale by a two boat owner. Take the tour, you will be impressed!

## Exclusions

While every effort was made to list all pertinent included equipment aboard **VENTURE**, there are some personal belongings aboard. Prospective purchasers should assume any item not specifically mentioned herein will not convey at closing.

## Disclaimer

The Company offers the details of this vessel in good faith but cannot guarantee or warrant the accuracy of this information nor warrant the condition of the vessel. A buyer should instruct his agents, or his surveyors, to investigate such details as the buyer desires validated. This vessel is offered subject to prior sale, price change, or withdrawal without notice.

---

## Exclusions

---

Owner's personal belongings.

---

## Disclaimer

---


The Company offers the details of this vessel or yacht in good faith but cannot guarantee or warrant the accuracy of this information nor warrant the condition of the vessel. A buyer should instruct his representatives, agents, or his surveyors, to investigate such details as the buyer desires validated. This vessel or yacht is offered subject to prior sale, price change, or withdrawal without notice.




# PHOTOS

---

**Salon Looking Forward**



**Salon to Starboard**




**Salon to Port**




**Salon to Port**




**Salon to Port**



**Salon to Starboard**



**Salon Looking Aft**



**Breakfast Bar**



**Breakfast Bar**




**Galley Looking Aft**




**Galley Looking Forward**




**Day Head**




**Looking Forward from Galley**




**Pilothouse Area**



**Lower Helm**



**Helm Looking to Starboard**



**PLC Alarm Panel**




**Pilothouse Side Deck Door**



**Easy Steps to Flybridge**




**Pilothouse Dining Area**



**Foyer**



**Master Looking Aft**




**Master to Starboard**



**Master to Port**




**Master Looking Forward**



**Master Head**




**Large Master Shower**



**Entry to Twin Cabin**




**Twin Cabin**



**Twin Cabin Head**



**VIP Forward**



**VIP**



**VIP Looking Aft**



**VIP Head**




**Side Deck**



**Side Deck**



**Bow**




**Bow Anchor Detail**



**Bow Anchor Detail**



**Bow Anchor Detail**




**Foredeck**



**Aft Deck Looking to Starboard**




**Aft Deck**



**Aft Deck Looking to Port**



**Flybridge Settee**



**Flybridge Looking Aft**



**Flybridge Looking to Starboard**



**Flybridge Looking Aft**



**Flybridge Bar**



**Flybridge Fridge**




**Flybridge Grill**




**Helm**



**Helm**



**Helm**



**Boat Deck Access**



**Boat Deck Chaise Lounge**



**Boat Deck Chaise Lounge**



**Crew Area Access**



**Crew Cabin Looking Forward**



**Crew Cabin Looking Aft**



**Crew Head**




**Engine Room Looking Forward**



**Engine Room Looking to Port**



**Port Engine Room**





**Engine Room Looking Aft**



**Starboard Engine**



**Outboard Port Engine**



**Outboard Starboard Engine**



**Aft of Port Engine**



**Aft of Starboard Engine**



**AC Compressor**



**Muffler System**



**Outboard Starboard Engine**




**32 KW Generator**




**Sept 2020 Hull Wax**




**Sept 2020 Bottom Job**




**Sept 2020 Hull Wax**



**Sept 2020 Bottom Job**



**Sept 2020 Bottom Job**



**Stern Thruster**



**Stern Shot**



**Stern Quarter**



**Alternate Profile**



**Alternate Profile**



**Alternate Profile**




**Alternate Profile**



**Alternate Profile**



**Bow Quarter**




**Bow**



**Bow Quarter**



**Port Profile**



# CONTACTS

---

Andrey Shestakov, leading yacht broker of the sales department of Shestakov Yacht Sales Inc. Shestakov Yacht Sales Inc., the official representative of the Miami/Fort Lauderdale FL headquarters.

## Contact details

---

Email: **andrey@shestakovyachtsales.com**

Web: [shestakovyachtsales.com/en/](https://shestakovyachtsales.com/en/)

## Telephones

---

USA: **+1(954)274-4435**

## Office hours

---

Monday – Saturday: **9:00 - 21:00** EDT

Sunday: **closed**

## Address

---



Harbour Towne Marina, 850 NE 3rd St, STE 213, Dania, FL 33004