

MOTIVATED — YAMAHA



Судостроитель: YAMAHA

Год постройки: 2015

Модель: Крейсер

Цена: ЦЕНА ЯХТЫ ПО ЗАПРОСУ

Местонахождение: United States

Длина общая: 24' 0" (7.32m)

Ширина: 8' 6" (2.59m)

Макс. осадка: 1' 4" (0.41m)

Купить **Motivated — YAMAHA** а также выбрать подходящую вам яхту из нашего **каталога яхт** вам поможет опытный яхтенный брокер Андрей Шестаков. На сегодняшний день компания **Shestakov Yacht Sales Inc.** имеет большое количество яхт в **собственном списке продаж**, а также тесно сотрудничает со всеми крупными **яхтенными производителями** по всему миру.

Для того чтобы купить яхту **Motivated — YAMAHA** а также проконсультироваться по любому вопросу связанному с покупкой, продажей, чартером яхт позвоните по телефону **+7(918)465-66-44**.

ОГЛАВЛЕНИЕ

ОГЛАВЛЕНИЕ	2
ХАРАКТЕРИСТИКИ	3
Обзор	3
Основная информация	3
Размеры	3
Скорость, вместимость и масса	3
Размещение	3
Корпус и палуба	3
Информация о двигателе	4
ПОДРОБНОЕ ОПИСАНИЕ	5
Accommodations	5
Исключения	7
Отказ от ответственности	7
ФОТОГРАФИИ	8
1	8
2	8
4	8
5	8
6	8
7	8
10	8
12	8
КОНТАКТЫ	9
Контактная информация	9
Телефоны	9
Время работы	9
Адрес	9

ХАРАКТЕРИСТИКИ

Обзор

excellent condition. All maintenance done and records kept at Riva Motor Sports Pompano. . It is on a trailer that conveys with purchase. Brand new Bimini and sunbrella full boat cover., and new SeaDeck with warranty Low hours - 168.

Основная информация

Тип судна: Крейсер

Подкатегория: Jet Boat

Модельный год: 2015

Год постройки: 2015

Страна: United States

Размеры

Длина общая: 24' 0" (7.32m)

Ширина: 8' 6" (2.59m)

Макс. осадка: 1' 4" (0.41m)

Скорость, вместимость и масса

Водоизмещение: 3713 Pounds

Объем топливного бака: 50 Gallons

Размещение

Всего ком. состава: 1

Корпус и палуба

Материал корпуса: Fiberglass

Информация о двигателе

Двигатели: 2

Производитель: Yamaha

Модель: 1.8L High Output

ПОДРОБНОЕ ОПИСАНИЕ

Accommodations

Manufacturer Provided Description

Yamaha's flagship 242 Limited S reaches new heights with a platform that's more spacious, technologically advanced and more refined than any other 24-foot boat in history. These craft have been engineered from the ground up with a host of Yamaha-exclusive technologies including Connex™, Yamaha Quiet Cruise and Advanced Responsive Handling featuring a patented Articulating Keel.

Additional Information

The designers and engineers behind Yamaha's 24-foot boats have completely reconceived the jet boat experience with the creation of an advanced hull and deck design that steers effortlessly at all speeds, significantly reduces cockpit noise throughout the engine RPM range, and is more comfortable and spacious than competing premium brands. The development of the hull and deck created the opportunity for Yamaha engineers to invent the industry's first "articulating keel" to enhance steering responsiveness at all speeds and Quiet Cruise that creates a quieter, more comfortable experience for all onboard.

Yamaha Advanced Responsive Handling

Yamaha's articulating keel represents a new advancement in directional control technology for recreational boaters and is an enhancement to Yamaha's suite of advanced responsive handling features that include No Wake Mode and Yamaha's award-winning Thrust Directional Enhancer. The articulating keel is a mechanical extension of the boat's keel. It moves and tracks through the water in perfect relation to the jet pump nozzles. This system puts the driver in complete control whether they are going through chop, cornering at high speeds, or maneuvering around a dock in close quarters.

Quiet Cruise Platform

Quiet Cruise is a platform based system that creates a quiet, comfortable ride for all on board by suppressing the amount of engine noise and vibration that enters the cabin. To achieve the quietest environment ever in a Yamaha boat, Yamaha engineers identified and addressed almost two dozen points of the boat where noise could be significantly reduced, and then built the solution ground up.

Deck Features for Yamaha Boats

Beginning at the bow, the extra length and higher bow lines create a more comfortable, more spacious seating area for passengers big and small. The anchor locker/bow ladder compartment allows the anchor to be deployed without any interference from the reboarding ladder. Completing the bow are stainless steel handrails, stainless-steel cup holders, and premium marine vinyl seating that is hinged to make access to the expansive under-the-seat storage more convenient. Moving into the cockpit, there are dual captain's chairs. The port side chair reclines with self-leveling armrests and 180-degree swivel action to observe watersports.

In front of the port side chair is an entertainment console that features three storage areas, a lockable glove compartment, and a versatile netted storage on the port side for coolers, a garbage bin, or gear bags. The entertainment console also features a fold down host table, and beverage center that is perfect for serving drinks and food. Also on the port side, 24-foot models feature the largest head compartment ever offered in a Yamaha boat with a large solid, wide-opening door for easy entry and exit, as well as comfort appointments including shelving and storage options.

Connex Helm Control System

Special attention has been given to helm area with a layout that features Yamaha's Connex helm control system. Connex is an easy to use, all in one system that combines a LCD touch screen with a joystick control, allowing the driver to easily and intuitively access all major electronic functions of the boat. While underway, Connex provides critical information such as water depth, fuel gauge, RPM, compass heading and miles per hour. Scrolling functions provide access to important but less frequented information including maximum speed attained, miles per gallon, gallons per hour, average speed, trip odometer, elevation and engine temperature.

When anchored, Connex automatically goes into "float mode," displaying pertinent information such as voltage meter and water depth. If the system detects low battery voltage, an audible alarm will sound telling the driver to start the engines to recharge the battery. In addition, Connex serves as the entertainment hub of the boat, providing full access to radio and stereo controls, satellite radio, Bluetooth connectivity and USB connections. The Connex joystick control provides additional quick access controls for top level Connex navigation including Home, Scrolling and Volume as well as access to Yamaha's Cruise Assist and No Wake Mode.

Yamaha's Signature Swim Platform

At the stern of the boat, Yamaha's signature integrated swim platform is made even better with more cup holders, deep storage behind the seats, premium mats and a design that is overall more useable for families.

Engine Notes

1812cc (168 hours) displacement.

Исключения


При продаже яхты исключаются личные вещи владельца.

Отказ от ответственности

Компания предоставляет описание судна или яхты добросовестно, но не может гарантировать точность этой информации, а также не ручается за техническое состояние. Покупатель должен проинструктировать своих агентов или оценщиков исследовать представленную информацию более подробно, по собственному желанию. Продажа судна или яхты, изменение цены или снятие с продажи будет происходить без предварительного уведомления.

ФОТОГРАФИИ


1



2



4



5




6




7



10



12



КОНТАКТЫ

Андрей Шестаков (Andrey Shestakov) – ведущий яхтенный брокер отдела продаж яхт и судов компании Shestakov Yacht Sales Inc. Официальный представитель Shestakov Yacht Sales Inc. для русскоговорящих клиентов в центральном офисе компании в Майами/Форт Лодердейл/Флорида/США.

Контактная информация

Email: **andrey@shestakovyachtsales.com**

Web: **shestakovyachtsales.com**

Телефоны

Краснодарский край: **+7(918)465-66-44**

США, Майами, Флорида: **+1(954)274-4435**

Время работы

Понедельник – Суббота: **9:00 - 21:00** EDT

Воскресенье: **Закрыто**

Адрес



Harbour Towne Marina, 850 NE 3rd St, STE 213, Dania, FL 33004