

EPIPHANY — F&S BOATWORKS



Builder: F&S BOATWORKS

Year Built: 2013

Model: Cruising Yacht

Price: PRICE ON APPLICATION

Location: United States

LOA: 50' 0" (15.24m)

Beam: 15' 10" (4.83m)

Max Draft: 4' 0" (1.22m)

Our experienced yacht broker, Andrey Shestakov, will help you choose and buy a yacht that best suits your needs **Epiphany — F&S BOATWORKS** from our catalogue. Presently, at Shestakov Yacht Sales Inc., we have a wide variety of yachts available on our sale's list. We also work in close contact with all the big yacht manufacturers from all over the world.

If you would like to buy a yacht **Epiphany — F&S BOATWORKS** or would like help answering any questions concerning purchasing, selling or chartering a yacht, please call **+1(954)274-4435**

TABLE OF CONTENTS

TABLE OF CONTENTS	2
SPECIFICATIONS	5
Overview	5
Basic Information	6
Dimensions	6
Speed, Capacities and Weight	6
Accommodations	6
Hull and Deck Information	6
Engine Information	7
DETAILED INFORMATION	8
Exclusions	8
Mechanical Disclaimer	8
Disclaimer	8
Exclusions	8
Disclaimer	8
PHOTOS	9
Main Salon	9
Main Salon	9
Master Berth	9
Salon TV	9
Master Head	10
Stairway	10
Rod Storage	10
Guest	10
Guest	11
Guest Twin Berths	11
Guest	11
Port Bow	11

Bow	11
Bow	11
Deck	12
Forward Flybridge	12
Helm Chair	12
Flybridge Helm	12
Aerial Cockpit	13
Mezzanine	13
Tackle and Joystick Station	13
Mezzanine	13
Cockpit	13
Cockpit	13
Rod Storage	14
Fishing Machine	14
Full Tower	14
Engine Room	14
Engine Room	15
Engine Room	15
Engine Room	15
Engine Room	15
Engine Room	15
Engine Room	15
Engine Room	15
Water Maker	16
Starboard Aft View	16
At The Dock	16
At The Dock	16
Cockpit Cover	16
Cockpit and Transom Cover	16
Marlin Test	17

Marlin Test	17
Marlin Test	17
In The Slings	17
CONTACTS	18
Contact details	18
Telephones	18
Office hours	18
Address	18

SPECIFICATIONS

Overview

2013 50' F&S with Seakeepers!

"**Epiphany**" was built to incorporate all the modern day features knowledgeable owners require with the legendary F&S ride, all in a manageable 50' platform. The current owner installed game changing dual 5HD Seakeeper gyro-stabilizers (2/2019) offering a relaxing fishing experience for your family and friends. Everyone who fishes "**Epiphany**" is blown away by the ride, quietness, and virtually smoke-free cockpit the Volvo Pods offer. This F&S rides more like a center console with its quick cruise at 30kts burning 65gph, and its unparalleled ability to maneuver while docking or chasing down big fish. In addition, "**Epiphany**" offers modern day conveniences of air conditioned mezzanine seating, and heat for those cooler mornings. Designed as a two stateroom, two head layout, the huge master cabin is rarely seen on a boat of this size, with a separate makeup/computer table for easy traveling, and a two bunk secondary stateroom for kids, friends, or crew.

F&S is known for their amazing cabinetry work, and this model does not disappoint. The interior is truly a work of art, and has all the comforts to make day fishing and traveling effortless.

"**Epiphany**" has modern technologies such as the latest Fusion and JL Audio sound system, night vision, and SAT TV for modern entertainment preferences. In addition with its FCI water maker and Eskimo ice maker you can be self sufficient for days whether fishing, traveling, or just anchoring out.

The flybridge was designed to maximize visibility while offering a state-of-the-art Operator's station with companion and forward guest seating. The bridge is topped with a full tuna tower custom designed and fabricated by Palm Beach Towers, offering a vast open line of sight for your fishing experience. A tournament style cockpit includes a full mezzanine with under-deck refrigeration, teak deck, teak covering/coaming boards, teak transom, transom kill box/baitwell, tackle storage, Release Marine rocket launcher, tuna door, and a remote Volvo control/joystick station for small crew handling.

The engine room is bright, clean, and well organized. The twin Volvo's provide a fuel-efficient cruise of 30 knots with a top speed of 36-37 knots, and very little maintenance.

The Volvo skyhook makes docking and waiting for bridges extremely simple for whoever is behind the wheel, and with the low decibel sound the IPS offers, having a conversation underway is a non-yelling experience.

This boat is 100% turnkey and shows impeccably! You only get so many days on the water, see why "**Epiphany's**" conveniences and technologies makes those days as enjoyable and memorable for your family and friends as any Sportfish can offer.

AVAILABLE NOW - MORE PHOTOS AND VIDEOS TO COME!

Basic Information

Category: Cruising Yacht

Sub Category: Express

Model Year: 2013

Year Built: 2013

Country: United States

Vessel Top: Full / Tuna Tower

Fly Bridge: Yes

Cockpit: Yes

Dimensions

LOA: 50' 0" (15.24m)

LOD: 50' 4" (15.34m)

Beam: 15' 10" (4.83m)

Max Draft: 4' 0" (1.22m)

Speed, Capacities and Weight

Displacement: 46000 Pounds

Water Capacity: 150 Gallons

Fuel Capacity: 863 Gallons

Accommodations

Total Cabins: 2

Total Heads: 2

Hull and Deck Information

Hull Material: Wood

Engine Information

Engines: 2

Manufacturer: Volvo

Model: IPS 900 / D11

Engine Type: Inboard

Fuel Type: Diesel

DETAILED INFORMATION

Exclusions

Owner's Personal Effects and Fishing Gear.

- Personal gear
- Fishing tackle
- SAT phone
- Vessel name

Mechanical Disclaimer

Engine hours are as of the date of the original listing and are a representation of what the listing broker is told by the owner and/or actual reading of the engine hour meters. The broker cannot guarantee the true hours. It is the responsibility of the purchaser and/or his agent to verify engine hours, warranties implied or otherwise and major overhauls as well as all other representations noted on the listing brochure.

Disclaimer

The company offers the details of this vessel in good faith but cannot guarantee or warrant the accuracy of this information nor warrant the condition of the vessel. A buyer should instruct his agents, or his surveyors, to investigate such details as the buyer desires validated. This vessel is offered subject to prior sale, price change or withdrawal without notice.

Exclusions

Owner's personal belongings.

Disclaimer

The Company offers the details of this vessel or yacht in good faith but cannot guarantee or warrant the accuracy of this information nor warrant the condition of the vessel. A buyer should instruct his representatives, agents, or his surveyors, to investigate such details as the buyer desires validated. This vessel or yacht is offered subject to prior sale, price change, or withdrawal without notice.

PHOTOS

Main Salon



Main Salon



Master Berth



Salon TV



Master Head




Stairway



Rod Storage



Guest



Guest



Guest Twin Berths



Guest



Port Bow




Bow



Bow



Deck



Forward Flybridge



Helm Chair



Flybridge Helm



Aerial Cockpit



Mezzanine



Tackle and Joystick Station



Mezzanine



Cockpit




Cockpit



Fishing Machine



Rod Storage



Full Tower



Engine Room




Engine Room



Engine Room



Engine Room



Engine Room



Engine Room



Engine Room



Water Maker



Starboard Aft View



At The Dock



At The Dock



Cockpit Cover



Cockpit and Transom Cover



Marlin Test

BOAT OF INTEREST
BY KYLE ANDERSON



F&S 50
The Beauty of Simplicity

Having already acquired a solid reputation for producing well-made sport-fishing boats with excellent handling abilities, the folks at F&S have exceeded expectations yet again. The time with their 50 Flybridge IPS. Equipped with two Volvo D11 200-horsepower diesel engines and the IPS 500 system, as well as a full custom tower by Twin Branch Towers, the F&S 50 offers up a well-balanced fishing machine with plenty of power.

NO VET SPOKE
It turned my heart to stop about a sport-fisher under 60 feet and our stand out is a very simple, clean and well done rig. Her bridge is set up just right, so the helm station can reach out both corners of the cockpit, the chair and the entire bow area. The console sports a very efficient layout, with ergonomic seats in front of the console and two fish chairs all. The console houses a host of gear and electronics similar to what you'd find on any

To factor all within one's reach. Her list of gear includes a Furuno Max-Bow, a Garmin 7500 IPS fish counter and plotter and a Garmin 6200 IPS plotter. F&S 50's light color and white interior can reach out both corners of the cockpit, the chair and the entire bow area. The console sports a very efficient layout, with ergonomic seats in front of the console and two fish chairs all. The console houses a host of gear and electronics similar to what you'd find on any

COCKPIT
The console, simplicity and craftsmanship found on the bridge extends to the rest of the boat. You can tell that

68 JANUARY 2018 MARLINMAG.COM

Marlin Test



"The really neat thing about the F&S 50 and her IPS drives is her incredible maneuverability when chasing down a fish."

On deck, there's a lack of storage space either you'll find enclosed storage bins under the generator, the fish deck, and even the cover boards. Two large removable benches in the cockpit offer plenty of room for all maintenance and service chores. The generator sits under the cockpit deck along the centerline.

The clean and simple theme continues in the engine room, which provides plenty of space and offers good access to the fuel filters, water pump and all around both sides of the engine. As you'll find both at the rear engine room bulkhead provides access to the generator as well as the water pump, bow thruster and the bilge. A removable bilge system is located on the aft bulkhead and is well labeled and easy to get to.

INTERIOR
While some 50-footers can feel a bit cramped in the living spaces, you get a much more serene sense of space

entering the salon in the F&S, thanks to her open galley. A cabinet in the aft starboard corner houses the cockpit panel, and a bench seat with storage underneath and a bar cabinet forward of the bench acts as a bar area, storing liquor and glasses.

A large L-shaped table in port offers storage underneath, and a trapezoidal table folds out into a much larger table during meals or can be easily removed and stored to really open up the area for seating. The galley lies forward to port and provides a lot of counter space, with a large sink and four kitchen aids including a microwave, a toaster under the counter.

Always looking out for the traveling crew, F&S builds in a great deal of storage space both over and under the counter and stores the microwave in a tank cabinet. A small island on the quarterline has even more storage and offers just a bit of separation between the galley and the salon without completely cutting space. The flat screen TV on the centerline over the counter and is mounted on a

78 MARLINMAG.COM JANUARY 2018

Marlin Test

BOAT OF INTEREST



The boat's interior light team at speed and it does not flip, bog down or experience any confusion.

At cruise, the IPS drives keep things quiet below and run smoothly with little vibration and no rattle or creaks. At a 5-foot bow trolling speed, she moves a pretty clean bubble trail, but it does get a bit choppy at 8 to 9 knots, but, then again, every boat does.

The really neat thing about the F&S 50 and her IPS drives is her incredible maneuverability when chasing down a fish. There are no wobbles with a high enough gear ratio to allow an angler to keep up when you're coming back on a fish. The boat will spin back up, and right again on its own each a rate of speed that you'd better have oversteer holding on tight.

With nearly 6000 hours on board, she's logged along nicely at 2000 rpm, making 23 knots and burning 42 gph. At 2000 rpm, she's logged along at 27 knots and burned 44 gph. Pushing her up to 2300 rpm, she gets an 32 knots and on the plane she very nearly reached 35 knots while burning less than 70 gph.

The F&S 50 is a nice, clean, bright, well-built, well-maintained boat that meets the owner's requirements and would, in time, not be hard to put back into service. She combines good looks, good fishing ability and a well-thought-out interior fishing boat with plenty of amenities. That's quite an accomplishment.

EQUIPMENT

- IPS 500 system
- Furuno Max-Bow
- Garmin 7500 IPS fish counter and plotter
- Garmin 6200 IPS plotter
- FLIR night vision
- Volvo color LCD display

SPECIFICATIONS

LOA: 50'0"

BEAM: 10'0"

DISPLACEMENT: 45,000 pounds

DRAFT: 4'

FUEL: 800 gallons

WATER: 200 gallons

POWER: 200 hp (max)

F&S BOATWORKS
700-550-5500
f@sboatworks.com

68 JANUARY 2018 MARLINMAG.COM

In The Slings



CONTACTS

Andrey Shestakov, leading yacht broker of the sales department of Shestakov Yacht Sales Inc. Shestakov Yacht Sales Inc., the official representative of the Miami/Fort Lauderdale FL headquarters.

Contact details

Email: andrey@shestakovyachtsales.com

Web: shestakovyachtsales.com/en/

Telephones

USA: +1(954)274-4435

Office hours

Monday – Saturday: **9:00 - 21:00** EDT

Sunday: **closed**

Address



Harbour Towne Marina, 850 NE 3rd St,
STE 213, Dania, FL 33004