

## MOON BEAM — GREAT HARBOR



**Builder:** GREAT HARBOR

**Year Built:** 2007

**Model:** Trawler Yacht

**Price:** PRICE ON APPLICATION

**Location:** United States

**LOA:** 37' 0" (11.28m)

**Beam:** 16' 0" (4.88m)

**Max Draft:** 3' 0" (0.91m)

Our experienced yacht broker, Andrey Shestakov, will help you choose and buy a yacht that best suits your needs **Moon Beam — GREAT HARBOR** from our catalogue. Presently, at Shestakov Yacht Sales Inc., we have a wide variety of yachts available on our sale's list. We also work in close contact with all the big yacht manufacturers from all over the world.

If you would like to buy a yacht **Moon Beam — GREAT HARBOR** or would like help answering any questions concerning purchasing, selling or chartering a yacht, please call **+1(954)274-4435**

# TABLE OF CONTENTS

TABLE OF CONTENTS	2
SPECIFICATIONS	7
Overview	7
Basic Information	7
Dimensions	7
Speed, Capacities and Weight	7
Accommodations	7
Hull and Deck Information	8
Engine Information	8
DETAILED INFORMATION	9
MAIN DESCRIPTION	9
GREAT HARBOUR N37 WALKTHROUGH	9
GREAT HARBOUR N37 ACCOMMODATIONS	9
GREAT HARBOUR N37 SALON AND HELM	9
GREAT HARBOUR N37 GALLEY	10
GREAT HARBOUR N37 MASTER STATEROOM	10
GREAT HARBOUR N37 GUEST STATEROOM	10
GREAT HARBOUR N37 HEAD	11
GREAT HARBOUR N37 BOSUN'S LOCKER	11
GREAT HARBOUR N37 DECK EQUIPMENT	11
GREAT HARBOUR N37 ELECTRONICS	11
GREAT HARBOUR N37 ELECTRICAL	12
GREAT HARBOUR N37 AUDIO/VISUAL	12
GREAT HARBOUR N37 ENGINE/MECHANICAL	12
GREAT HARBOUR N37 TENDER	12
GREAT HARBOUR N37 FIRE AND SAFETY EQUIPMENT	12
GREAT HARBOUR N37 EXCLUSIONS	12
GREAT HARBOUR N37 CO-BROKERAGE COMMISSION SPLIT	12

DISCLAIMER	13
Exclusions	13
Disclaimer	13
PHOTOS	14
09 moon beam anchored-cropped	14
15 20191021_121315	14
16 to strbd bow	14
17 strbd wide	14
18 nav37_plans-edited1-jpg	14
17z 20191021_123802	14
19 aft cockpit 2	15
19 aft cockpit 3	15
19 bow pulpit	15
19 deck from bow pulpit	15
19 port side to bow	15
19 port side to stern	15
19 roof to bow	16
19 roof - solar	16
19 starbd side to stern	16
19 starbd to bow	16
19 swim platform 2	17
19 swim platform	17
19z at dock 2	17
20 1aft cockpit	17
20 20191021_121029	17
20 20191021_121106	17
20 20191021_121238	18
20 20191021_121327	18
25 20191021_124402	18

---

25 20191021_124526	18
25 20191021_124628	18
25 20191021_124710	18
25 20191021_124938	19
25 20191021_124755	19
25 20191021_125001	19
29 from midship tv down	19
29 to strbd	20
30 20191021_122253	20
30 elec panel open	20
31 20191021_121728	20
31 20191021_122024	21
31 20191021_122111	21
32 eng hours 2	21
32 eng hours	21
32 gen-tank mon-etc	21
32 gen hours 2	21
34 20191021_121619	22
34 screens down wiring close	22
35 nav seat flip up slanted	22
35 nav area shelf up	22
40 20191021_122516	22
40 20191021_122332	22
41 20191021_123222	23
40 to strbd stern	23
42 20191021_123201	23
45 to bow 2	23
47 strbd	23
48 splendide cabinet closed	23

---

---

48 splendide cabinet open	24
49 20191021_122457	24
50 forward from door	24
50 forward port	24
50 forward stbd	24
50 port wide	24
60 to port 3	25
65 from shower strbd	25
70 20191021_123308	25
70 from door to port - shelves and desk	25
79 20191021_123445	26
71 20191021_123335	26
79 eng rm door	26
79 eng rm to stern	26
79 sea chest	26
80 20191021_123832	26
80 20191021_123930	27
80 20191021_124056	27
80 forward bulkhead	27
80 to strbd wide	27
85 generator a	27
85 generator b	27
89 1	28
85 xantrex plate b	28
90 Ellis Is. MB	28
89 3	28
90 Moon Beam and the Ferry	28
90 Moon Beam with the Lady3	28
79 20191021_123445	29

---

---

99 moon beam docked	29
CONTACTS	30
Contact details	30
Telephones	30
Office hours	30
Address	30

---

# SPECIFICATIONS

---

## Overview

---

CURRENTLY BEING RE-POWERED WITH TWIN YANMAR 4JH57 CE ENGINES BY A CERTIFIED YANMAR DEALER. Moon Beam will be available for showing when work is completed. Showing availability will be posted on listing. The Great Harbour N37's are renowned for their stability, unsinkability, livability and cruisability. Originally designed with island hopping in mind, the Great Harbour is equally suited to the Great Loop and living aboard, with a galley unequalled in even larger boats, a standup walk-in engine room, large tankages and amazing storage capability. Moon Beam, offering the addition equipment of solar, water maker and diesel heater is particularly suited for extended season cruising and spending time off the beaten track in comfort and safety.

## Basic Information

---

**Category:** Trawler Yacht

**Model Year:** 2007

**Year Built:** 2007

**Country:** United States

## Dimensions

---

**LOA:** 37' 0" (11.28m)

**Beam:** 16' 0" (4.88m)

**Max Draft:** 3' 0" (0.91m)

## Speed, Capacities and Weight

---

**Water Capacity:** 150 Gallons

**Holding Tank:** 100 Gallons

**Fuel Capacity:** 650 Gallons

## Accommodations

---

**Total Cabins:** 2

**Total Heads:** 1

---

## Hull and Deck Information

---

**Hull Material:** Fiberglass

---

## Engine Information

---

**Engines:** 2

**Manufacturer:** Yanmar

**Model:** 4JH4E

**Engine Type:** Inboard

**Fuel Type:** Diesel



---

# DETAILED INFORMATION

---

## MAIN DESCRIPTION

---

CURRENTLY BEING RE-POWERED WITH TWIN YANMAR 4JH57 CE ENGINES BY A CERTIFIED YANMAR DEALER. Moon Beam will be available for showing when work is completed. Showing availability will be posted on listing. The Great Harbour N37's are renowned for their stability, unsinkability, livability and cruisability. Originally designed with island hopping in mind, the Great Harbour is equally suited to the Great Loop and living aboard, with a galley unequalled in even larger boats, a standup walk-in engine room, large tankages and amazing storage capability. Moon Beam, offering the addition equipment of solar, water maker and diesel heater is particularly suited for extended season cruising and spending time off the beaten track in comfort and safety.

## GREAT HARBOUR N37 WALKTHROUGH

---

Moon Beam can be boarded via the swim platform and aft gate, and port and starboard side gates at two levels. Generous, safe walk around decks, guarded by 40" high railings, lead to the pilothouse doors in the aft cockpit and starboard adjacent to the helm. Entering from the aft cockpit, there is a long settee to starboard which can be converted to bunks. To port is an L-shaped seating area and high-low table. Moving forward to port is a navigator seat and desk with hinged lid for chart storage and a fold-up computer table. To starboard is the well equipped helm and fold up helm seat. Continuing forward and down a few steps, to starboard is the galley with household appliances and plenty of cabinetry and counter space. Tucked away in a cabinet is the vented Splendide washer/dryer. To port is the guest stateroom with a settee that converts to a full size berth along with cabinetry and the door to the engine room. Moving forward in the companionway, to port is the head with vanity, VacuFlush toilet and large shower. The master stateroom is located in the bow with a standard queen sized peninsula berth flanked by generous cabinetry.

## GREAT HARBOUR N37 ACCOMMODATIONS

---

Moon Beam offers a centerline island queen berth in the master stateroom. This is a true standard size queen bed. The settee in the guest stateroom converts to a full size berth. The starboard settee in the salon converts to two single bunks. There is a single head with large shower.

## GREAT HARBOUR N37 SALON AND HELM

---

The Great Harbour N37 salon can be accessed from the aft cockpit door or the starboard door adjacent to the helm. L-shaped seating on port side with storage below the cushions. Long settee

on starboard side with five drawers below  
 Back of starboard settee raises to make generous sized bunks  
 Fold up upholstered adjustable helm seat with fold out foot rest  
 Navigator's seat with flip up work space  
 Navigator desk with reading lamp and hinged top to reveal chart storage area  
 Hinged table extension attached to navigator desk for extra work space  
 Leatherette upholstery  
 Cushions to convert L-shaped seating/table to berth  
 Hi-low table with fold out leaves  
 Large sliding windows with screens  
 Wood valances and blinds in salon  
 Remote controlled electric cellular shades on the raked windshields  
 Over head lighting and wall mounted reading lamps  
 Overhead helm dual (white/red) light for night navigation  
 Fold down 26" Sony Bravia TV mounted in mahogany cabinet with electric lift  
 Glass helm with electronics and electrical panel adjacent to the starboard door.  
 Easy access to back of electrical panel and wiring for the electronics  
 Floor hatch to access bosun's locker (aka basement)  
 Teak and holly sole  
 Head room 6'6"  
 For a 360 view of the salon, copy and paste the link:

## GREAT HARBOUR N37 GALLEY

Moon Beam boasts a galley that is unparalleled in a 37' vessel - or even many larger vessels. The galley is located starboard a few steps down forward of the helm. Features include:  
 GE Profile 22.5 cu/ft stainless steel refrigerator/freezer with water and ice dispenser  
 Kenyon four burner ceramic cooktop  
 GE Profile microwave/convection oven  
 U-shaped Corian counter top with integrated double sink, breakfast bar and two stools  
 Corian insert to cover sink  
 Generous mahogany cabinetry, added shelf unit above sink  
 TV outlet  
 Two 12" diameter opening portlights with (new) screens  
 Overhead opening Bomar hatch with shade and screen  
 InterVac SeaVac central vacuum  
 Splendide 2000S washer/dryer, vented for better drying  
 Under sole storage  
 Teak and holly sole  
 Head room: 6'3"  
 For a 360 view of the galley, copy and paste the link:

## GREAT HARBOUR N37 MASTER STATEROOM

The master stateroom is located in the bow with a centerline island berth. Features include:  
 Standard queen size Temperpedic mattress  
 Four large drawers under the foot of the bed  
 Mahogany cabinetry port and starboard includes drawers, bins and generous hanging lockers  
 Overhead opening Bomar hatch with screen/shade  
 Port and starboard 12" diameter opening portlights with (new) screens  
 Overhead lighting and wall mounted bedside reading lamps  
 Port and starboard floor hatches to access below sole storage areas  
 Easy access to the chain locker through bulkhead openings above the berth  
 Teak and holly sole  
 Head room: 6'4"  
 For a 360 view of the master stateroom, copy and paste the link:  
 For a 360 view of the master stateroom, galley and head companionway, copy and paste the link:

## GREAT HARBOUR N37 GUEST STATEROOM

The guest stateroom is to port opposite the galley. Features include:  
 Portside settee that expands to full size berth with drawers below  
 Mahogany cabinetry includes hanging locker, drawers, folding desktop and book shelves forward and an additional cabinet aft.  
 One 12" diameter

opening portlight with (new) screen  
 Floor hatch to access storage area below  
 Teak and holly sole  
 Door to engine room  
 Head room: 6'3"  
 For a 360 view of the guest stateroom copy and paste the link:

## GREAT HARBOUR N37 HEAD

The head is located to port adjacent to the master stateroom. Features include:  
 Vanity cabinet with Corian countertop and integrated sink  
 Mirrored medicine cabinet with cup and toothbrush holders  
 Vacu-flush toilet  
 Large shower  
 A/C vent  
 Opening 12" diameter port light with (new) screen  
 Overhead lighting  
 Head room in the shower: 6'  
 Copy and paste the link for a 360 view of the head:

## GREAT HARBOUR N37 BOSUN'S LOCKER

Also referred to as the basement, the bosun's locker is access through a hatch in the sole of the salon, with molded fiberglass stairs. This storage area runs the full width of the vessel with a minimum height of 40". Features include:  
 AC outlet  
 Overhead lighting  
 Waeco Cool/Freeze 12/24v DC, 120v AC (Model CF-110-AV120-U) 3.74 cu/ft refrigerator/freezer  
 Copy and paste the link for a 360 view of the Bosun's locker:

## GREAT HARBOUR N37 DECK EQUIPMENT

Walk around decks with 40" tall sturdy aluminum (1-5/8") railings with midlevel lifeline between stanchions  
 Two deck boxes, with cushions, below pilot house windshield  
 50 amp shore power/cable connection  
 24 volt Maxwell 1200 Horizontal twin gypsy windlass with adjacent deck mounted foot controls in addition to remote controls at helm  
 300' each, 5/16" G4-HT galvanized chain rodes  
 Anchors - primary - Rocna 55lb; secondary - Danforth  
 Fresh water anchor washdown  
 Hinged crucifix mast with crow's nest and platform  
 Jabsco remote control searchlight  
 Rudder lazarette access in aft cockpit  
 Wireless weather station  
 Hot and cold fresh water hand held shower in aft cockpit  
 AC outlet in aft cockpit  
 For a 360 view of the aft cockpit, copy and paste the link:  
 For a 360 view of the foredeck and mast with crow's nest, copy and paste the link:  
 For a 360 view of the solar panels and roof, copy and paste the link:

## GREAT HARBOUR N37 ELECTRONICS

AIS transponder em-trak B100 Class B  
 Complete Garmin Navigational suite to include two 16" touch screens (new 2019)  
 Garmin Radar (new 2019)  
 HF/SSB radio transmitters with SailMail modem  
 Icom AT-140 SSB Automatic Antenna Tuner  
 Icom SP-24 external speaker  
 Icom M-602 Marine VHF radio  
 MicroCommader 9110 electronic engine controls  
 Raymarine auto pilot  
 Hand held VHF  
 Searchlight remote control

---

## GREAT HARBOUR N37 ELECTRICAL

---

- Three 140 watt Suntech solar panels with BZ MPPT 500 charge controller

Xantrex Freedom Sine Wave 3012 inverter/charger (2013) Xantrex System Control  
PanelMasPower MP8M 8kw generator Twelve 6 volt AGM batteries Two 50 amp power cords - 50 feet each One 30 amp power cord - 50 feet Smart Y adapter Various adapters

---

## GREAT HARBOUR N37 AUDIO/VISUAL

---

Delphi Roady XM satellite radio Fusion MS-700 Entertainment System Sony Bravia 26" LCD TV in overhead salon cabinet with electric lift Sharp 19" LCD TV in master stateroom TV outlet in galley Dynex DVD player in master stateroom KVH TracVision C3 satellite TV Glomex TV antenna

---

## GREAT HARBOUR N37 ENGINE/MECHANICAL

---

The stand-up engine room is accessed through a door in the guest stateroom. Head room ranges from 61" to 69". Twin 54 hp naturally aspirated 4JH4E Yanmar diesel engines Seafari Escape reverse osmosis watermaker Built in workbench equipped with vice and tool chest Reverso oil change system for engines and generator Fuel polisher Sea Chest for all through hulls Two Marine Air Systems air conditioning units ESPAR 12v diesel heater Engine room exhaust fan For a 360 view of the engine room, copy and paste the link:

---

## GREAT HARBOUR N37 TENDER

---

2006 Zodiac 10'8" Model SB5 Torqeedo Travel 1003 Short outboard motor

---

## GREAT HARBOUR N37 FIRE AND SAFETY EQUIPMENT

---

LifeSling mounted on aft cockpit railing Fire blanket mounted in companionway adjacent to galley Fire extinguishers in salon and guest stateroom Flares Signal kit McMurdo EPIRB Smoke and carbon monoxide detector in guest stateroom

---

## GREAT HARBOUR N37 EXCLUSIONS

---

Owner's personal belongings and kayak are excluded from the sale. Some art is negotiable.

---

## GREAT HARBOUR N37 CO-BROKERAGE COMMISSION SPLIT

---

All our listings are available for co-brokerage on a 50-50 commission split agreement when the selling broker shows the listing and attends the survey. If the selling broker requires a courtesy showing and we are available to conduct a courtesy showing on our listing, the co-brokerage commission split is 60% listing commission and 40% selling commission. If the selling broker does not attend the survey, the co-brokerage commission split is 70% listing commission and 30% selling commission.

---

## DISCLAIMER

---

The Company offers the details of this vessel in good faith but cannot guarantee or warrant the accuracy of this information nor warrant the condition of the vessel. A buyer should instruct his agents, or his surveyors, to investigate such details as the buyer desires validated. This vessel is offered subject to prior sale, price change, or withdrawal without notice.

---

## Exclusions

---

Owner's personal belongings.

---

## Disclaimer

---

The Company offers the details of this vessel or yacht in good faith but cannot guarantee or warrant the accuracy of this information nor warrant the condition of the vessel. A buyer should instruct his representatives, agents, or his surveyors, to investigate such details as the buyer desires validated. This vessel or yacht is offered subject to prior sale, price change, or withdrawal without notice.

# PHOTOS

09 moon beam anchored-cropped



15 20191021\_121315



16 to strbd bow



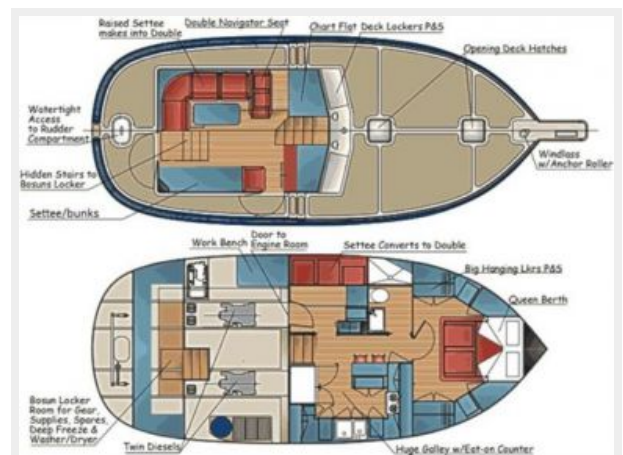
17 strbd wide



17z 20191021\_123802



18 nav37\_plans-edited1-jpg



**19 aft cockpit 2**



**19 aft cockpit 3**



**19 bow pulpit**



**19 deck from bow pulpit**



**19 port side to bow**



**19 port side to stern**



19 roof - solar



19 roof to bow



19 starbd side to stern



19 starbd to bow






19 swim platform 2



19 swim platform



19z at dock 2



20 1aft cockpit



20 20191021\_121029



20 20191021\_121106



20 20191021\_121238



20 20191021\_121327



25 20191021\_124402



25 20191021\_124526



25 20191021\_124628



25 20191021\_124710



25 20191021\_124755




25 20191021\_124938



25 20191021\_125001



29 from midship tv down



29 to strbd



30 20191021\_122253



30 elec panel open



31 20191021\_121728



31 20191021\_122024



31 20191021\_122111



32 eng hours 2



32 eng hours



32 gen hours 2



32 gen-tank mon-etc



34 20191021\_121619



34 screens down wiring close



35 nav area shelf up



35 nav seat flip up slanted



40 20191021\_122332



40 20191021\_122516



41 20191021\_123222

40 to strbd stern



42 20191021\_123201



45 to bow 2



47 strbd



48 splendide cabinet closed



48 splendide cabinet open



49 20191021\_122457



50 forward from door



50 forward port



50 forward stbd



50 port wide





60 to port 3



65 from shower strbd



70 20191021\_123308



70 from door to port - shelves and desk



79 20191021\_123445



71 20191021\_123335



79 eng rm door



79 eng rm to stern



79 sea chest



80 20191021\_123832



80 20191021\_123930



80 20191021\_124056



80 forward bulkhead



80 to strbd wide



85 generator a




85 generator b



89 1

85 xantrex plate b



89 3



90 Ellis Is. MB



90 Moon Beam and the Ferry



90 Moon Beam with the Lady3



79 20191021\_123445

99 moon beam docked



# CONTACTS

---

Andrey Shestakov, leading yacht broker of the sales department of Shestakov Yacht Sales Inc. Shestakov Yacht Sales Inc., the official representative of the Miami/Fort Lauderdale FL headquarters.

## Contact details

---

Email: [andrey@shestakovyachtsales.com](mailto:andrey@shestakovyachtsales.com)

Web: [shestakovyachtsales.com/en/](http://shestakovyachtsales.com/en/)

## Telephones

---

USA: +1(954)274-4435

## Office hours

---

Monday – Saturday: **9:00 - 21:00** EDT

Sunday: **closed**

## Address

---



Harbour Towne Marina, 850 NE 3rd St,  
STE 213, Dania, FL 33004