

LONE STAR — JOHNSON



Builder: JOHNSON

Year Built: 2015

Model: Motor Yacht

Price: PRICE ON APPLICATION

Location: United States

LOA: 108' 0" (32.92m)

Beam: 23' 7" (7.19m)

Min Draft: 6' 7" (2.01m)

Max Draft: 6' 11" (2.11m)

Cruise Speed: 18 Kts. (21 MPH)

Max Speed: 21 Kts. (24 MPH)

Our experienced yacht broker, Andrey Shestakov, will help you choose and buy a yacht that best suits your needs **LONE STAR — JOHNSON** from **our catalogue**. Presently, at **Shestakov Yacht Sales Inc.**, we have a wide variety of yachts available on **our sale's list**. We also work in close contact with all the big **yacht manufacturers** from all over the world.

If you would like to buy a yacht **LONE STAR — JOHNSON** or would like help answering any questions concerning purchasing, selling or chartering a yacht, please call **+1(954)274-4435**

TABLE OF CONTENTS

TABLE OF CONTENTS	2
SPECIFICATIONS	8
Basic Information	8
Dimensions	8
Speed, Capacities and Weight	8
Accommodations	8
Hull and Deck Information	9
Engine Information	9
DETAILED INFORMATION	10
Unique Features of LONE STAR	10
Walkthrough	10
Salon	11
Dining Area	12
Galley	12
Starboard Side Accommodation Companionway/Day Head	12
Master Cabin	13
Master Head	14
Lower Accommodation Companionway	14
VIP Cabin	15
VIP Head	15
Portside Twin Cabin	15
Portside Guest Head	16
Starboard Side Twin Cabin	16
Starboard Side Guest Head	16
Starboard Side Aft Cabin	16
Starboard Side Aft Head	17
Portside Aft Stateroom	17
Portside Aft Head	17

Pilothouse	18
Foredeck	18
Side Deck	19
Aft Deck	19
Swim Platform	19
Flybridge Aft	20
Flybridge Forward	20
Helm Area	21
Hardtop Equipment	21
Crew Area	21
Engine Room	22
Electrical	23
OCTOBER 2018 BOTTOM SERVICE AT ROSCIOLI MARINE	23
Updates	24
Remarks	24
Exclusions	24
Disclaimer	24
Exclusions	25
Disclaimer	25
PHOTOS	26
Salon Looking Forward	26
Salon Looking Forward	26
Salon to Port	26
Salon Aft to Starboard	26
Salon Aft to Port	26
Dining	26
Dining	26
Dining Looking Aft to Starboard	26
Dining Looking Aft to Port	27

Dining Looking Aft	27
Art Niche	27
Galley	27
Galley to Port	27
Galley to Starboard	27
Galley Side Deck Door	27
Galley Fridge Freezer	27
Main Deck Companionway Looking Forward	28
Galley Fridge #2	28
Day Head	28
Main Companionway Looking Aft	28
Master Looking Forward	28
Master Looking Aft to Starboard	28
Master Looking Aft	28
Master Looking Aft to Port	28
Master Vanity	29
Master Head Entrance	29
Master Head	29
Master Head	29
Master Head/Shower	29
Master Head Looking Aft	29
Lower Deck Companionway	29
VIP to Starboard	29
VIP to Port	30
VIP Looking Aft	30
VIP Head	30
VIP Shower	30
Portside Twin	30
Portside Twin Head	30

Portside Twin Shower	30
Starboard Side Twin	30
Starboard Side Twin Pullman	31
Starboard Side Twin Head	31
Starboard Side Twin Shower	31
Starboard Aft Cabin	31
Starboard Aft Cabin Weather Covers	31
Starboard Aft Cabin Inboard	31
Starboard Aft Head	31
Starboard Aft Head Shower	31
Port Aft Cabin	32
Port Aft Cabin	32
Port Aft Cabin Inboard	32
Port Aft Cabin Head	32
Port Aft Cabin Shower	32
Pilothouse	32
Pilothouse	32
Pilothouse Settee	32
Windlass Area	33
Bow Sunlounge	33
Bow View	33
Aft Deck	33
Aft Deck	33
Aft Deck	33
Aft Deck	33
Garage	33
Garage Detail	34
2000 lb. Hydraulic Platform	34
17' Tender Stored	34

A Real "Swim Platform"	34
Flybridge Bar	34
Custom Cabinet	34
Flybridge Aft	34
Flybridge Aft	34
Custom Seating	35
Stainless Steel Umbrella	35
Perfect Evening	35
Flybridge Looking Forward	35
Flybridge Bar Looking Aft	35
Starboard Side Seating	35
Flybridge Looking Aft	35
Flybridge Hot Tub	35
Flybridge Laundry	36
Helm Seats	36
Helm Area	36
Crew Settee and Berth #4	36
Crew Common Area and Door to Garage	36
Crew Area Laundry	36
Captain's Cabin	36
Captain's Head	36
Crew Cabin Berths 2 and 3 and Shower	37
Crew Head	37
Engine Room Looking Forward	37
Port Engine	37
AC Behind Port Engine	37
Starboard Engine	37
Water System Behind Starboard Engine	37
Engine Room Electrical and Fuel Manifold	37

Chargers and Fuel Cleaning	38
At Anchor	38
With Toys	38
Alternate Profile	38
Cruising	38
At Rest	38
10/18 Bottom Paint	38
10/18 Bottom Paint	38
10/18 Prop Speed	39
10/18 4 New Cutlass Bearings	39
10/18 End Plate Props	39
Hydraulic Lift Mechanism	39
10/18 Stern Thruster	39
Layout	39
CONTACTS	40
Contact details	40
Telephones	40
Office hours	40
Address	40

SPECIFICATIONS

Basic Information

Category: Motor Yacht

Model Year: 2016

Year Built: 2015

Country: United States

Vessel Top: Hardtop

Fly Bridge: Yes

Dimensions

LOA: 108' 0" (32.92m)

Beam: 23' 7" (7.19m)

Min Draft: 6' 7" (2.01m)

Max Draft: 6' 11" (2.11m)

Speed, Capacities and Weight

Cruise Speed: 18 Kts. (21 MPH)

Max Speed: 21 Kts. (24 MPH)

Gross Tonnage: 120 Pounds

Water Capacity: 634 Gallons

Holding Tank: 250 Gallons

Fuel Capacity: 4000 Gallons

Accommodations

Total Cabins: 6

Sleeps: 12

Total Heads: 7

Crew Cabin: 2

Crew Berths: 4

Hull and Deck Information

Hull Material: Fiberglass

Deck Material: Teak

Hull Configuration: Modified V-Hull

Hull Designer: Bill Dixon

Exterior Designer: Bill Dixon

Interior Designer: Johnson Yachts

Engine Information

Engines: 2

Manufacturer: Caterpillar

Model: C-32 A Cert.

Engine Type: Inboard

Fuel Type: Diesel

DETAILED INFORMATION

Unique Features of LONE STAR

- Six en suite staterooms including an on deck Master
- Sea Keeper 35 Gyro stabilizers, plus ABT active fin stabilizers
- Oversized Galley compared to other on deck Master configuration
- User friendly 2500 lb. hydraulic tender platform makes boarding a tender safe for people of all ages.
- Low hour main Cat C-32 Acert engines
- Great outdoor spaces, Aft Deck, Flybridge, bow
- Furuno Nav package
- Oversized Intellian SAT TV domes w/new KVH TV 8 antenna & Trac Phone V3HTS within, new 5/19
- Twin watermakers
- Oversized Kohler 55 KW generators
- Toy garage aft behind hydraulic door
- Extra long fully automatic passerelle
- All exterior teak oversized to 20 mm (over 3/4") thick
- Original 3 Time Johnson owner made countless upgrades & improvements

Walkthrough

Boarding LONE STAR is via the swim platform from a floating dock or via the Marquipt Tide Ride ladder onto the port or starboard Aft Decks from a fixed dock.

The extra large swim platform has a hydraulic section aft that allows for a 17+ tender. A garage centerline is perfect for watersports storage. Twin three stair steps access the large fully protected Aft Deck. Both loose and fixed seating for up to ten people allows for great alfresco dining. A fold down 36" TV and a drink refrigerator are forward.

Through an automatic door the huge Salon area has a walk behind bar and three cushion sofa to starboard and to port is the entertainment center, an oversize four custom sofa and forward two swivel high back chairs, just aft of a room divider. Next forward is a ten place dining table with an art niche and glass storage with forward bulkhead.

Next forward to port is the enclosed Galley, expanded from sistership with extra refrigeration and a side door to the portside deck.

On the starboard side forward of the Dining Salon is the Day Head, steps to the Pilothouse, steps to the below decks accommodations and furthest forward the opulent on deck Master Suite with wraparound windows, a lower level Head with twin sinks, large walk in closets and a centerline shower with tub.

Below decks are five en suite cabins. Forward is a queen size VIP. To port and starboard are two twin berth Cabins, each with a pullman and furthest aft mirror image queen size Cabins across the beam.

Aft and accessed from the portside deck is the Crew Area for up to five people. The

portside Captain's Cabin has a double berth with three single berths to starboard. The Engine Room is forward.

The spacious Flybridge can only be described as huge stretching over 55' long! The Helm is forward to port followed by a walk behind bar. To starboard is a twin table dinette to seat up to ten. Aft is a Hot Spring Jacuzzi followed by an enclosure for a second washer/dryer pair. Aft are custom teak sun lounges followed by a full beam built in U shaped seating area with two umbrellas above.

A fully equipped Pilothouse is located four steps down from the Upper Helm behind the signature Johnson vertical windows.

Salon

The Salon of LONE STAR is very large due to her ample beam. It extends 28 feet forward including the Dining Area. Large dark tinted side windows provide ample natural light. The sole is teak and holly with a large loose rug. Immediately to starboard is a walk behind two level bar with both blue ice and blue pearl granite. The bar has an under mount stainless steel sink, a stainless steel Isotherm wine cooler, stainless steel New Silent "clear ice" icemaker, two barware storage cabinets, a backlit wine glass storage cabinet and a cedar lined half height hanging locker. There is a custom dedicated AC system at the aft door to make up lost AC when the door opens.

To port is the Salon's Entertainment Center with a 48" Vizio LED TV with four cabinet doors below. The center two cabinets house a Bose Home Theater system, a Pioneer Blue Ray player and a Direct TV HD DVR Sat box.

Next forward is an oversize four cushion leather sofa with storage below. Built in end tables with storage flank the sofa. A coffee table with storage below lies in front of the sofa.

To starboard is a three cushion matching sofa with storage below, built in end tables with storage also flank the three cushion sofa. A matching coffee table with storage lies in front.

Forward in the Salon is a room divider with two burlwood columns and two swivel high back upholstered chairs with ottoman facing aft. The ceiling above has a boat shaped tray ceiling with beveled edge dark glass mirrors and seven dimmable LED lights. Twenty additional LED lights in the padded ceiling above provide plenty of lighting. A Bose Surround Sound speaker system provides excellent audio. Also in this area is an abundance of 110V outlets and three digital AC controls.

Also in the Salon is a Gost Apparition security system keypad (entire system new 6/19).

Dining Area

Next forward but open in the Salon in the dedicated Dining Area. The small room divider with "Blue Pearl" marble has four forward facing cabinet doors perfect for dinnerware/glasses. The table is Padauk wood with a burlwood inlay. It measures 8' long by 40" wide. There are eight blue leather dining chairs around the table. A matching boat shaped tray ceiling with two LED lights and an attractive underwater scene light fixture is mounted on the beveled mirrored inset area with rope lighting around the perimeter.

To both port and starboard are six smaller storage cabinets with two larger "bump out" dish storage cabinets with burlwood trim. Forward in this area below a blue ice granite top are six large storage cabinets. To port and starboard are beveled edge backlit glass cabinets. Between are five glass plate sculptures on a removable panel. Four eyeball LED lights highlight the plates. The area is flanked by two burlwood columns that match those of the room divider.

Each side of the Salon/Dining Area has five large windows with automatic blinds. Between each window on the burlwood mullion is an attractive blue glass sconce light.

Galley

The enlarged Galley has a beveled glass and Padauk wood pocket door. The Galley was enlarged during construction to make a dedicated refrigeration area adding capacity and freeing up counterspace in the Galley.

Features include:

Granite sole & matching countertop (white Botany) Lacquered walls & cabinets for ease of cleaning
 Tiled backsplash
 Extra cabinets by elimination of two round Johnson house side windows
 GE 4 burner ceran top cook top(2)
 Watermaker control heads
 Head Hunter LED water tank gauge
 Deep stainless steel under mount sink
 Large window w/drapes
 GE stainless steel trimmed oven
 GE Profile stainless steel trash compactor(2)
 Frigidaire stainless steel 31" wide refrigerators (oversized)(1)
 Frigidaire stainless steel 31" freezer w/icemaker (oversized)
 GE stainless steel exhaust hood(2)
 Lacquered cabinets(12)
 Lacquered drawers(1)
 Lacquered below counter pull out pantry
 Pantograph door to portside deck(2)
 Nick nack shelves at entrance w/granite tiles on bulkhead(10)
 LED lights
 Digital AC control
 Extra Heavy Duty sound deadening material in Galley/Master bulkhead

Starboard Side Accommodation Companionway/Day Head

On the starboard side of the Dining Area is a wide companionway leading forward. Outboard are two storage cabinets, inboard is the Day Head.

The Day Head has a matching "Ukraine Blue" marble sole and countertop and on above counter white China sink with bulkhead faucets, a Dometic Vacuflush head, two ceramic tile bulkheads and two Padauk bulkhead walls. A Mother of Pearl framed mirror is flanked by two attractive sconce lights. The overhead is mirrored and there are two cabinets in the Padauk vanity.

In the Companionway there is a Pantograph door to the starboard side decks opposite the stairs to the five staterooms below.

Next forward are four steps with LED step lights to the Pilothouse. Next forward is a door into the doghouse under the Pilothouse. This was a custom upgrade in lieu of lifting the Pilothouse stairs. Further forward is the main electrical panel inboard with three cabinet doors below a window with drapes above, outboard.

Next forward is the entrance to the Master Cabin.

Master Cabin

Rarely found on a yacht of this size the on deck Master Cabin is huge in size, surrounded by nine large curved vertical windows with electric shades with special attention to attempt to "black out" the cabin.

The sole of this area is teak and holly that continues forward from the aft Salon door. The king size berth with HMC deep latex memory foam mattress new 5/19 is off the aft bulkhead. There are six drawers and LED rope lights under the berth with additional storage accessed via lifting the mattress with gas shocks. The headboard is padded leather tiles in an attractive brick pattern. Either side of the berth are curved nightstands with storage below. Above each nightstand is a backlit onyx panel for a very attractive nighttime look. Over the bed is a beveled mirror soffit with AC ducting in the soffit edge for an even flow of cool air into the area.

To port is a two person leather loveseat with a digital safe and storage below. Next forward are two cabinet doors with storage and Pioneer Blue Ray players, Direct TV, HD Sat receiver/DVR and a Fusion RA 205 AM/FM receiver.

Further forward is a vanity with a hinged top and two additional storage cabinets.

Four Blue Ice Granite steps lead to the large open Head below.

On the starboard side starting aft are five cabinet doors with a desk and drawer between. Next forward are four matching "Blue Ice" granite steps to the Head.

Between the steps is a rounded cabinet with two cabinet doors. At the push of a button a 42" Vizio TV raises for ease of viewing.

Also in this cabin are eleven LED overhead lights, LED rope lights, four overhead speakers, directional LED lights at the desk and vanity, two digital AC controls and various throw rugs.

Master Head

The Master Head on LONE STAR can only be described as opulent, with its twin Blue Ice granite staircases and the centerline tub/shower with a clear glass door. The area is open to the Master making it a true suite. To port is a large cedar lined auto lit two level hanging locker behind a beveled glass mirrored trimmed door. Next forward is an L shaped "White Carving" marble countertop with two glass above counter vessel sinks. There are three beveled glass mirrored cabinets above three Padauk cabinets below.

The shower is centerline, has clear glass side panels and slightly obscured curved etched front opening twin doors. There is a marble seat, a handheld or wall mountable fixture, a mirrored overhead with two lights and an exhaust fan. The shower can also be used as a shallow tub. There are also built in shelves for shampoo, etc.

To starboard is the Dometic Vacuflush style toilet with four mirrored cabinet doors. Although this area is open to the suite the oversize portside cedar lined closet door is designed to be opened to offer privacy. The huge locker has an auto light, two levels of hanging space and a beveled mirror on the exterior aft of the door.

A custom designed two door locker offers more hanging space and a shoe rack. It is located aft and centerline and part of the aft facing TV cabinet in the stateroom.

This area has ten overhead LED lights as well as a partial mirrored overhead. The sole are very large slabs of "Blue Ice" granite. A hatch in the sole leads to the bow storage/service area.

The owner has a lockout closet in this area, should the boat be used for charter.

Lower Accommodation Companionway

Eight curved steps with step lights lead to the Lower Accommodation area.

Inset to starboard is additional lit art niche.

Next forward is an en suite twin Cabin with twin beds and a pullman.

To port is a matching Cabin with twins and a pullman.

Forward is the queen size VIP Cabin. Aft are two queen berth Cabins with athwartship berths. Two stewardess lockers are aft at the aft end of the berth.

VIP Cabin

Entered from the aft end there is a queen size berth off the forward bulkhead. The berth has five drawers plus LED rope lights below as well as additional storage under the mattress via gas shocks. The padded leather headboard extends to the curved lit soffit above. The mattress is a HMC deep latex memory foam (new 5/19). To port and starboard are two door nightstands with mirrors and sconce lights above. Outboard to starboard are three drawers above three cabinets in the lower level, six cabinets above, one with a Fusion RA 205 AM/FM/Blue Tooth stereo and a Pioneer Blue Ray player. Above behind sliding Soji screens is an opening porthole behind a stainless steel weather cover. Next aft is an auto lit cedar lined hanging locker. On the aft bulkhead is a Vizio 32" LED TV.

To port are matching three drawers and three cabinets below with six cabinets and sliding Soji screens and a porthole above. Also in the VIP Cabin is a hidden digital safe. Aft is the private entrance to the VIP Head.

VIP Head

The VIP Head has a "Royal Shell" marble sole that matches the shower sole. The vanity has two cabinet doors below and Emperador light marble top with an under mount sink, four beveled edge mirrored medicine cabinets concealing a stainless steel porthole with weather cover. The toilet is a Dometic Vacuflush model.

The stall shower has a clear glass door with an etched design, a wall mountable of handheld shower fixture, a mirrored overhead, a light and an exhaust fan. The Head also has three LED lights and an AC vent.

Portside Twin Cabin

Entered from the forward end are two twin size berths, each with two drawers and LED rope lights below. The mattresses are HMC deep latex memory foam new 5/19. Between is a nightstand with a Fusion AM/FM/CD/DVD player.

Above the outboard berth are sliding Soji screens over an opening stainless steel porthole with weather cover. At the foot of the outboard berth is a 24" Vizio LED TV and a cedar lined auto lit hanging locker. Above the inboard berth is a fold down

pullman berth. The two lower berths have goose neck LED reading lights. There are six overhead LED lights above.

Forward is the private Head.

Portside Guest Head

The Portside Guest Head has a "Silver Fox" marble sole and shower sole. The vanity has two cabinet doors below and a granite countertop with an under mount sink. Two beveled edge medicine cabinets above offer abundant storage and conceal an opening stainless steel porthole with weather cover. The toilet is a Dometic Vacuuflush model. The stall shower has a clear glass door with a sandblasted sea horse design, a handheld or wall mountable shower fixture, a light and an exhaust fan. The overhead in the Head is mirrored and has an AC vent.

Starboard Side Twin Cabin

Entered from the aft end are two twin size berths, each with two drawers and LED rope lights below. The mattresses are HMC deep latex memory foam new 5/19. Between is a nightstand with a Fusion AM/FM/CD/DVD player.

Above the outboard berth are sliding Soji screens over an opening stainless steel porthole with weather cover. Under the Soji screens are six cabinet doors. At the foot of the outboard berth is a 24" Vizio LED TV and a cedar lined auto lit hanging locker. Above the inboard berth is a fold down pullman berth. The two lower berths have goose neck LED reading lights. There are six overhead LED lights above.

Forward is the private Head.

Starboard Side Guest Head

The Starboard Side Guest Head has a "Silver Fox" marble sole and shower sole. The vanity has two cabinet doors below and a "Moon Yellow" marble countertop with an under mount sink. Two beveled edge medicine cabinets above offer abundant storage and conceal an opening stainless steel porthole with weather cover. The toilet is a Dometic Vacuuflush model. The stall shower has a clear glass door with a sandblasted mermaid design, a handheld or wall mountable shower fixture, a light and an exhaust fan. The overhead in the Head is mirrored and has an AC vent.

Starboard Side Aft Cabin

Entered from the forward end there is a queen size berth athwartships off the

outboard bulkhead. There are three drawers and LED rope lights below the berth. The mattresses are HMC deep latex memory foam new 5/19. The headboard is padded leather with gooseneck LED reading lights. Above the berth are sliding Soji screens concealing three large upright oval portholes with weather covers. Soffit type AC delivery is above the berth. Forward of the berth is an auto lit, cedar lined, hanging locker. Aft of the berth is a large cabinet serving as a nightstand. Inboard is a cabinet below with two doors and another concealing a Fusion AV 600 AM/FM/CD/DVD player. Above the countertop is a Vizio 32" LED TV. Aft is the entrance to the private Head.

Starboard Side Aft Head

The private Head has a "Success Ivory" marble sole that continues into the shower. The vanity has three cabinet doors below with a "Moon Yellow" marble countertop and an above counter vessel glass sink with a large beveled mirror above. Inboard is a lacquered medicine cabinet, outboard is a Dometic Vacuuflush head followed by the large stall shower with a clear glass door with a sandblasted nautical design, a granite seat, two cabinets for storage, an opening stainless steel porthole with weather cover, a handheld or wall mountable fixture, a mirrored overhead and a light with an exhaust fan. The overhead of the Head is mirrored, has two LED lights and an AC vent.

Portside Aft Stateroom

Entered from the forward end there is a queen size berth athwartships bulkhead. There are three drawers and LED rope lights below the berth. The headboard is padded leather with gooseneck LED reading lights. The mattresses are HMC deep latex memory foam new 5/19. Above the berth are sliding Soji screens concealing three large upright oval portholes with weather covers. Soffit type AC delivery is above the berth. Forward of the berth is an auto lit storage locker occupying the space under the stairs. Aft of the berth is a large cabinet serving as a nightstand. Inboard is a cabinet below concealing a Fusion AV 600 AM/FM/CD/DVD player. Above the countertop is a Vizio 32" LED TV. Aft is the entrance to the private Head.

Portside Aft Head

The private Head has a "Success Ivory" marble sole that continues into the shower. The vanity has three cabinet doors below with a "Moon Yellow" marble countertop and an above counter vessel glass sink with a large beveled mirror above. Inboard is a lacquered medicine cabinet, outboard is a Dometic Vacuuflush head followed by the large stall shower with a granite seat, two cabinets for storage, a clear glass shower door with a nautical etching, an opening stainless steel porthole with weather cover, a handheld or wall mountable fixture, a mirrored overhead and a light with an exhaust fan. The overhead of the Head is mirrored, has two LED lights and an AC vent.

Pilothouse

The Pilothouse is four steps up from the main deck Accommodation Companionway. The signature curved seven vertical windows offer excellent visibility. The sole is teak and holly. There is an L shaped settee aft to port for three people two steps ups from the deck level. Outboard of this area is a cushioned day bed or watch berth. The helm is centerline and contains the following equipment:

Stainless steel helm wheel(2) CAT color engine monitorsGlendinning electronic engine controlsRemote wired Glendinning engine controls(2) Maxwell chain counter/windlass controlsSimrad AP 28 autopilotSimrad jog steering joystick(2) 14" Furuno MFD's for radar, plotter, AIS, weather, Night Vision ABT integrated bow/stern thruster controlVDO rudder angle indicatorFuruno RD 33 data screenABT Trac digital stabilizer controlCOM M506 VHF w/DSCFuruno SC 30 satellite compassFuruno weather stationFuruno AIS, black box receiverDual Frequency 50/200 HZ echo sounder moduleDelta T Engine Room ventilation touch screen(2) Jabsco searchlight controlsKey start/stop switches(8) Fuel filter alarms19" Monitor for CCTV screen for (6) CCTV cameras (all cameras new 6/19)Head Hunter tank Sentry for (4) fuel tanksHead Hunter tank Sentry for (1) fuel tank7 Pump bilge pump panelHigh water alarmBoat schematic for bilge pumps & high alarmsSea Fire control panelPilothouse electrical panel w/24V & 12V digital volt & amp meter, (30) breaker protected 24 volt circuits, (15) breaker protected 12 volt circuits5" Ritchie Power Damp compass in chrome binnacle (2) Black leather Besenzoni helm chairs w/electric adjustment controlsFusion RA 205 AM/FM Bluetooth stereoChart locker aft(2) Storage lockers aft(2) Equipment lockers aft4 Step access to Flybridge w/step lights & sliding glass and stainless steel door to Flybridge deck(2) Overhead stereo speakers(9) Overhead LED lightsWindshield washer system

Foredeck

Raised bulwarks w/Signature Johnson 3" oval stainless steel bow railsRaised teak platform forward w/dual up/down windlass switchesCustom below deck bow storage hatch w/wash down Dual Bollard type cleats port & starboardDual fairleads port & starboardFreshwater wash down spigotSalt water wash down spigotDual Maxwell 6000 Series hydraulic windlasses w/devil's claws(2) Large anchor chain locker w/interior steps24 Volt remote corded windlass controlsDual 450' chain rode (originally 300')Dual 265 lb. Navy style stainless steel anchors in stainless pockets against hull sidesFreshwater anchor wash down systemForedeck drain systemstainless steel bow pennant staff, removable(16) Blue LED deck lights forwardTwo step stainless steel ladder to Bow Sun LoungeLarge Sun Lounge area w/removable cushions & stainless steel safety railsForedeck camera (new 6/19)Signature Johnson black vertical windowsStainless steel rub rail

Side Deck

Teak over fiberglass decking (20 mm)(2) Teak steps to Foredeck port & starboard(8) Port & (8) starboard blue LED low level deck lightsInternational Navigation lights(8) Port & (8) starboard flush mount black glass windowsPort & starboard Side Deck Pantograph doorsLife ring – starboard side w/custom recessAmple deck drains & freeing ports(8) Port & (8) starboard overhead blue LED lightsTwin recessed spring line cleats port & starboardDelta T intake screens for Engine Room on house sidesFuel fills behind hinged door w/tank diagramsStarboard side fire station w/pump control & 100' hoseMounted 6 step Marquipt Tide Ride cork step boarding ladder

Aft Deck

36" High FRP bulwarks w/Signature Johnson 3" oval stainless steel rails aboveTeak over fiberglass decking (20 mm)Port & starboard hinged boarding gate (28" wide)Cabinet door for fresh & salt water wash downFull overhead protection from Flybridge overhangSetting sun design in hardtop overhead(10) Overhead Led lights blue/white(4) Fusion stereo speakersCenter opening stainless steel dark tinted door to SalonCustom shoe rack cabinet to starboardBar unit w/Isotherm stainless steel drink refrigerator & cabinet w/Blue Pearl granite top & keeper to port(2) Aft Deck CCTV cameras (new 6/19)Fold down 36" Vizio TV above bar unitFusion MS RA 205 Bluetooth stereo in bar(5) 110V outlets at barMolded 9 step stairs w/teak treads & step lights to Flybridge w/dual handrails(2) 220W Maxwell 24 volt warping windlassesDual bollard type cleats port & starboardDual aft & side fairleads w/rollers port & starboardStarboard side & portside cabinets aft w/passarelle controls & plug in engine controlsHinged stainless steel gate to swim platform9' Long by 40" wide teak table d/dual stainless steel bases & cover(6) Berlin Gardens resin chairs w/removable cushionsBuilt in seating for 4 - 5 people w/storage below, removable Sunbrella cushions & covers(2) Stainless steel support poles to Flybridge deckVertical aft white Textulene sunshade hardtop to seat back(3) Blue LED low level deck lights at aft seatGFCI outlet on aft seat

Swim Platform

(2) Teak steps starboard to Swim Platform (Passarelle)(3) Teak steps port to Swim Platform Port & starboard stainless steel handrails4' 4" Fixed teak Swim Platform (20 mm teak)6' x 20' 4" Wide hydraulic Swim Platform w/teak decking, (8) large teak lattice vents, 2500 lb. capacityRemovable tender chocksPort & starboard SSI handheld hot & cold showers(4) Stainless steel foldup cleats, (2) large, (2) medium(2) Rear facing LED lights from Aft Flybridge sole(2) Lockable hinged doors into Lazarette79" x 59" FRP garage door on hydraulic hinges - garage perfect for water sports equipmentDockside water hookup w/pressure regulatorStarboard side waste pump out deck fittingPort & starboard 30 amp shore cord outlet power to tow behind tender electrical needsMega Fend boarding platform/fender for tenderPort & starboard 100 amp Glendinning cable

master inlets(2) Armstrong pullout 4 step swim ladders - under swim platform(10)
Ocean LED underwater lights (blue)"Rope, Inc" tow bridle for a tow behind tender

Flybridge Aft

Teak over fiberglass decking (20 mm)Full beam FRP aft seat to seat 10+ people
w/removable Sunbrella cushions & cover w/storage and LED rope lighting belowCustom
storage for (2) umbrellas & Aft Flybridge shade system, (6) heavy stainless steel post &
shades(13) Stainless steel hoop rails for aft Flybridge safetyLarge stainless steel deck
drains(2) Stereo speakers at aft Flybridge seat(2) GFCI outlets at aft Flybridge
seatHinged glass top over steps to Aft Deck w/full safety rail(6) Low level blue LED
lightBlue LED rope light under toe kick of aft Flybridge seatCustom double & single teak
deck loungers w/Sunbrella cushions & full coverCustom FRP cabinet w/second GE
clothes washer & GE clothes dryer w/removable cushion on topCustom cutout for life
ringHot Spring "Jetsetter NXT" 4 person spa w/lights & multiple jet settings, Rotary
Massage, moto massage, 225 gallon capacityCustom hard cover (two can lay on)
hinges up to outboard side, removable cushion on topQuick drain system for hot
tub(2) Custom teak steps to hot tub, top hinges for storagePlug in for engine remote
controls in top step

This spa was purchased in the USA and shipped to Taiwan for installation. The Hot
Spring spa provides a much more robust massage and better parts availability than
what was available locally.

Newly built in 2019, is a portside FRP cabinet. Located opposite the hot tub, it contains
a two drawer Perlick stainless steel two drawer refrigerator and a Hoshizaki commercial
style clear ice icemaker behind vented doors and under a "Ukraine Blue" granite top
expertly crafted to look like it was built at the original shipyard.

Flybridge Forward

Teak over fiberglass decking (20 mm)Full hardtop w/outboard supports for an
uninterrupted view (no walkthrough supports like 87' model), overhead painted FRP
panels.

Starboard side large walk behind two level bar with "Ukraine Blue" marble countertops
and an under mount stainless steel sink. Custom Napoleon gas grill, Isotherm stainless
steel drink fridge, Isotherm stainless steel "wet ice" icemaker, (5) Large bar storage
cabinets, custom trash chute, (2) custom starfish motif bar stools, bar footrest and
indirect LED rope lights.

To port is a ten + person dining table (slides in and out) with bench seating, four loose
chairs, removable cushions, storage below and a teak table with cover.

Next forward opposite the Flybridge helm is a raised bench seat for three to offer improved visibility.

The hardtop has a fold down 36" Visio TV, two stereo speakers, (18) blue or white LED lights.

The forward and side have a P&R Canvas polycarbonate clear enclosure with six zippered vents.

Helm Area

The Helm on LONE STAR is raised 8". There are two fully adjustable Aritex upholstered helm chairs.

Dedicated AC system(2) CAT color engine monitors Glendinning engine controls(2) Furuno 15" touchscreen multifunction digital chart, radar, depth, weather, Night Vision, CCTVABT Trac integrated bow & stern thruster controlcom M-506 VHF w/DSCABT Tract digital stabilizer controlsEngine start/stop buttons7 Position bilge pump monitor panel w/high water alarm panel(2) Jabsco searchlight controlsSimrad AP 28 autopilot w/jog steering control(2) Manual chain counter/windlass controlsFuruno R3 33 multifunction displayRitchie 6" Power Damp magnetic compass in chrome binnacle Sea Keep digital gyro stabilizer controlsFusion AV-750 stereo/DVD player w/BluetoothVDO rudder angle indicatorFuruno Night Vision camera (new 5/19)(2) Yacht Controller handheld remotes (new 5/19)

Hardtop Equipment

(2) 16 Man Viking life rafts (2) Intellion 45" Sat domes with a KVH Trac Vision TV8 (new 6/19) & a KVH Trac Phone V3HTS for faster internet/phone service inside each dome(2) Searchlights6' Open array 12 KW 72 mile radar scannerBlue Lumitec LED lights shine on domesAft facing camera for tender towing (new 6/19)Nonskid areas for safetyGost Tracker NT Evolution 2.0

Crew Area

The Crew Area is accessed via nine steps from the portside deck Pantograph door. The steps are carpeted and have step lights.

The area was laid out by a captain of an 87' Johnson who had definite ideas of how improve the flow and accommodations.

The common area has an L shaped leather settee to starboard with a single berth above. This area has the aft ship's electrical panel behind two doors. There is a door

into the garage which is great for loading supplies into the Engine Room from the transom. Beneath the door are two Isotherm refrigerators behind hinged Padauk doors. A 24" Vizio TV faces the settee.

A GE washer & GE dryer face aft. Outboard of the Engine Room door is a small head and sink for the three crew berths.

The Captain's Cabin is to port and has a double berth with a HMC memory foam mattress new 5/19, hanging locker, seven cabinets, four drawers and a 24" Vizio TV. Above the berth is an opening porthole with weather cover. Above are two stereo speakers and five LED lights. An escape hatch under the garage offers emergency escape. Within the Captain's Cabin is a toilet, sink and three mirrored medicine cabinet doors.

On the starboard side is a cabin with two over/under bunks with four cabinet doors above the lower bunk and an opening stainless steel porthole with a weather cover above the upper bunk. The mattresses are HMC memory foam new 5/19.

Within the cabin is the area's stall shower with a handheld or wall mountable fixture, clear glass door, light and exhaust fan.

Engine Room

Access is from the Crew Area via a double insulated door system
 Delta T Engine Room ventilation w/touchscreen control
 Workbench above each engine
 Workbench forward w/storage below
 (2) Head Hunter Mach 5 water pumps
 (2) Sea Recovery Aqua Whisper 1800 GPD watermakers w/commercial pre filter & oil/water separators & auto flush (single 1400 GPD standard)
 Ultra violet water purifier
 (3) 60,000 BTU Cruise Air chillers
 19 Gold Series "Breathe Easy" air handlers
 LED Engine Room lights
 Hydraulic pump off each engine
 (2) Gas/water separators for generator mufflers
 Walker Airsep crankcase ventilation systems
 Mark V hand bilge pump
 Dual Racor 1000 fuel filters w/vacuum gauges
 (2) Fill Rite fuel transfer systems w/counters
 Sea Star hydraulic steering system
 Hamann sewage treatment system "super mini plus"
 AXI Algae X fuel polishing system w/Racor filter in lieu of Separ filter
 Dual Racor 500's w/vacuum gauge for each generator
 Stainless steel sink
 3 Drawer Craftsman toolbox
 Trouble light on cord reel
 Site gauges for day tanks
 (4) Coolant recovery bottles (engines & generators)
 Reverso 4 place engine oil change system
 Groco strainers
 Head Hunter premium waste hose for entire waste system
 California Air Tools
 4 Quad compressors
 20 gallon capacity air compressor for aft door system & shipboard compressed air service
 ZF Marine Marine gears 2.467 to 1 reduction
 3 ½" Aquamet 22 shafting
 5 Blade "End Plate" propellers
 Tides dripless shaft seals
 Tides dripless rudder seals
 ABT Trac 300 stabilizer system w/9' square foot fins
 Sea Keeper 35 stabilizer gyro built in at original construction, located below garage, 1000 hour service completed 3/19
 ABT 16" 50 HP bow thruster
 ABT 16" 50 HP stern thruster
 Custom DeAngelo exhaust mixers
 Van

Capellon designed double sound insulation Sea Fire FM 200 fire suppression system(3)
 Frequency drives for AC compressors Ceiling mounted compressed air hose reel 150
 Gallon waste tank forward for guests 50 Gallon waste tank aft for crew Y valve for waste
 system(2) 65 Gallon Torrid stainless steel water heater in lieu of 40 gallon Hot water
 circulation pump 2 HP AC fire pump/bilge pump 1000 Hour main engine CAT service
 3/19(2) CCTV cameras (new 6/19)

Electrical

12V/24 Volt DC electrical system 120V/240 Volt AC single phase electrical system Port 55
 KW Kohler in sound shield - updated from 40 KW, 4600 hours, 1000 service
 3/19 Starboard 55 KW Kohler in sound shield - updated from 40 KW, 5500 hours,
 1000 service 3/19(2) 8D 225 amp Gel Cell service batteries(2) 8D 225 amp Gel Cell
 engine/generator batteries(2) Rotating battery switches(4) Electrical battery
 switches FRP Battery boxes(2) Battery parallel switches(2) Digital volt & amp meters in
 Engine Room Kohler digital generator gauges in Engine Room Dolphin 24 volt & 40 amp
 engine battery charger Dolphin 24 volt & 40 amp house battery charger(2) Dolphin volt
 60 amp power supplies for AC light system Master Volt inverter/charger system(2) 100
 Amp Charles Iso-Boost transformers Bonding system CAT 6 wiring for all TV's Crew
 electrical panel with:(11) 220 Volt AC protected circuits(20) 220 Volt AC protected
 circuits(22) 24 volt DC protected circuits(3) Digital volt/amp meters 220V/120V/24V

Main electrical panel with:(28) 24 Volt breaker protected circuits & digital volt/amp
 meters(44) 240 Volt breaker protected circuits & digital volt/amp meters(26) 120 Volt
 breaker protected circuits & digital volt/amp meters(10) 120 Volt breaker protected
 inverter & digital volt/amp meters Shore port/starboard/gen 1/ gen 2 selector switch(2)
 Kohler start/stop switches w/hour meters Master Volt inverter control panel Head Hunter
 tank sentry for sludge tank Head Hunter tank sentry for forward waste holding tank(3)
 Grey water (shower) pump controls

OCTOBER 2018 BOTTOM SERVICE AT ROSCIOLI MARINE

Entire bottom was sand swept to the primer, then two coats of Sea Hawk Tuff Stuff
 epoxy primer were sprayed on followed by two sprayed coats of Sea Hawk Cu-Cote
 black bottom paint with a third at the waterline. Bottom applications were supervised
 by the local Sea Hawk representative who visited the project several times.

At that time the shafts and props were pulled to check and tune, alignment verified,
 four new cutlass bearings installed and prop speed applied to props, shafts and
 rudders.

Updates

Purchased in January of 2019 the second owner wishes to move up to a larger yacht and pursue charters. Making the Johnson his own, during the first half of 2019 he accomplished the following updates:

- 1000 Hour service on main engines, generator & See Keeper gyro
- New Yacht Controller w/(2) remotes
- New KVH TV8 Sat system inside Intellian dome
- New KVH U3HTS phone/internet system inside Intellian dome
- Gost Tracker NT Evolution 2.0 system
- Gost Apparition security system
- (6) New CCTV cameras
- Quiet high capacity air compressor for door system
- Furuno Night Vision camera
- Decks sanded (11/19)
- New (11) HMC memory foam mattresses
- New chiller pump for AC
- Rebuilt cylinders on hydraulic swim platform
- New fridge/icemaker bar unit on Flybridge
- New soft goods, sheets, towels, etc.
- Entire boat ceramic coated (11/19)

Over \$250,000 spent

Remarks

LONE STAR is a unique vessel in that her original three time Johnson owner and captain put all of their knowledge and experience together with their lifetime yacht broker to build a yacht designed to accommodate the entire family with a focus on anchoring out in the islands and being self sufficient. Gyro stabilizers, fin stabilizers, twin watermakers, fuel polishing, oversize twin generators, huge outdoor areas with and without shade, a watersports garage, high capacity hydraulic platform, etc., etc.

She is ready for her next owner's adventures without the 24 month new boat delivery time.

Exclusions

While every effort was made to list all pertinent included equipment aboard LONE STAR, there are some personal belongings aboard. Prospective purchasers should assume any item not specifically mentioned herein will not convey at closing.

Disclaimer

The Company offers the details of this vessel in good faith but cannot guarantee or warrant the accuracy of this information nor warrant the condition of the vessel. A buyer should instruct his agents, or his surveyors, to investigate such details as the buyer desires validated. This vessel is offered subject to prior sale, price change, or withdrawal without notice.

Exclusions


Owner's personal belongings.

Disclaimer


The Company offers the details of this vessel or yacht in good faith but cannot guarantee or warrant the accuracy of this information nor warrant the condition of the vessel. A buyer should instruct his representatives, agents, or his surveyors, to investigate such details as the buyer desires validated. This vessel or yacht is offered subject to prior sale, price change, or withdrawal without notice.

PHOTOS


Salon Looking Forward




Salon Looking Forward




Salon to Port



Salon Aft to Starboard




Salon Aft to Port




Dining



Dining



Dining Looking Aft to Starboard




Dining Looking Aft to Port



Dining Looking Aft




Art Niche



Galley




Galley to Port




Galley to Starboard




Galley Side Deck Door




Galley Fridge Freezer




Galley Fridge #2




Main Deck Companionway Looking Forward




Day Head




Main Companionway Looking Aft




Master Looking Forward



Master Looking Aft to Starboard




Master Looking Aft



Master Looking Aft to Port




Master Vanity




Master Head Entrance




Master Head




Master Head




Master Head/Shower




Master Head Looking Aft



Lower Deck Companionway



VIP to Starboard




VIP to Port




VIP Looking Aft




VIP Head




VIP Shower




Portside Twin




Portside Twin Head



Portside Twin Shower



Starboard Side Twin




Starboard Side Twin Pullman




Starboard Side Twin Head




Starboard Side Twin Shower




Starboard Aft Cabin




Starboard Aft Cabin Weather Covers



Starboard Aft Cabin Inboard



Starboard Aft Head



Starboard Aft Head Shower



Port Aft Cabin



Port Aft Cabin




Port Aft Cabin Inboard




Port Aft Cabin Head



Port Aft Cabin Shower



Pilothouse



Pilothouse



Pilothouse Settee




Windlass Area




Bow Sunlounge




Bow View




Aft Deck




Aft Deck



Aft Deck



Aft Deck



Garage



Garage Detail



2000 lb. Hydraulic Platform




17' Tender Stored




A Real "Swim Platform"




Flybridge Bar




Custom Cabinet




Flybridge Aft



Flybridge Aft




Custom Seating




Stainless Steel Umbrella




Perfect Evening



Flybridge Looking Forward




Flybridge Bar Looking Aft



Starboard Side Seating



Flybridge Looking Aft



Flybridge Hot Tub




Flybridge Laundry




Helm Seats




Helm Area




Crew Settee and Berth #4




Crew Common Area and Door to Garage



Crew Area Laundry




Captain's Cabin



Captain's Head




Crew Cabin Berths 2 and 3 and Shower




Crew Head




Engine Room Looking Forward




Port Engine




AC Behind Port Engine



Starboard Engine



Water System Behind Starboard Engine



Engine Room Electrical and Fuel Manifold



Chargers and Fuel Cleaning



At Anchor



With Toys



Alternate Profile



Cruising



At Rest



10/18 Bottom Paint




10/18 Bottom Paint




10/18 Prop Speed




10/18 4 New Cutlass Bearings




10/18 End Plate Props




Hydraulic Lift Mechanism



10/18 Stern Thruster



Layout



CONTACTS

Andrey Shestakov, leading yacht broker of the sales department of Shestakov Yacht Sales Inc. Shestakov Yacht Sales Inc., the official representative of the Miami/Fort Lauderdale FL headquarters.

Contact details

Email: **andrey@shestakovyachtsales.com**

Web: shestakovyachtsales.com/en/

Telephones

USA: **+1(954)274-4435**

Office hours

Monday – Saturday: **9:00 - 21:00** EDT

Sunday: **closed**

Address



Harbour Towne Marina, 850 NE 3rd St, STE 213, Dania, FL 33004