

AT EASE — WEST BAY



Судостроитель: WEST BAY

Год постройки: 2002

Модель: Моторная яхта

Цена: ЦЕНА ЯХТЫ ПО ЗАПРОСУ

Местонахождение: United States

Длина общая: 63' 6" (19.35m)

Ширина: 17' 1" (5.21m)

Мин. осадка: 4' 0" (1.22m)

Крейс. скорость: 18 Kts. (21 MPH)

Макс. скорость: 24 Kts. (28 MPH)

Купить **At Ease — WEST BAY** а также выбрать подходящую вам яхту из нашего **каталога яхт** вам поможет опытный яхтенный брокер Андрей Шестаков. На сегодняшний день компания **Shestakov Yacht Sales Inc.** имеет большое количество яхт в **собственном списке продаж**, а также тесно сотрудничает со всеми крупными **яхтенными производителями** по всему миру.

Для того чтобы купить яхту **At Ease — WEST BAY** а также проконсультироваться по любому вопросу связанному с покупкой, продажей, чартером яхт позвоните по телефону **+7(918)465-66-44**.

ОГЛАВЛЕНИЕ

ОГЛАВЛЕНИЕ	2
ХАРАКТЕРИСТИКИ	4
Обзор	4
Основная информация	4
Размеры	4
Скорость, вместимость и масса	4
Размещение	4
Корпус и палуба	5
Информация о двигателе	5
ПОДРОБНОЕ ОПИСАНИЕ	6
Mechanical	6
Electrical	7
Electronics	7
Salon	8
Galley	8
Pilothouse	9
Staterooms	10
Deck & hull	11
Disclaimer	12
Исключения	12
Отказ от ответственности	12
ФОТОГРАФИИ	13
43456	13
At Ease 01L	13
At Ease 04L	13
At Ease 05L	13
At Ease 06L	13
At Ease 07L	13

At Ease 08L	13
At Ease 09L	13
At Ease 12L	14
At Ease 13L	14
At Ease 14L	14
At Ease 15L	14
At Ease 17L	14
At Ease 19L	14
At Ease 20L	14
At Ease 21L	14
At Ease 22L	15
At Ease 23L	15
At Ease 24L	15
At Ease 29L	15
At Ease 25L	15
At Ease 26L	15
At Ease 31L	15
At Ease 27L	15
At Ease 33L	16
At Ease 34L	16
At Ease 35L	16
At Ease 36L	16
КОНТАКТЫ	17
Контактная информация	17
Телефоны	17
Время работы	17
Адрес	17

ХАРАКТЕРИСТИКИ

Обзор

Introducing AT EASE a 58 West Bay SonShip raised pilothouse motor yacht featuring timeless sleek lines and elegant curves. A change in her second owners plans affords you an opportunity to master your own destiny. At Ease offers a beautiful handcrafted rift cut cherry interior that would please the most discriminating owner.

Call today for your private tour.

Основная информация

Тип судна: Моторная яхта

Модельный год: 2002

Год постройки: 2002

Страна: United States

Размеры

Длина общая: 63' 6" (19.35m)

Длина по ватерлинии: 50' 7"
(15.42m)

Ширина: 17' 1" (5.21m)

Мин. осадка: 4' 0" (1.22m)

Скорость, вместимость и масса

Крейс. скорость: 18 Kts. (21 MPH)

Макс. скорость: 24 Kts. (28 MPH)

Водоизмещение: 63000 Pounds

Вместимость воды: 260 Gallons

Вместимость сточного бака: 95
Gallons

Объем топливного бака: 1000
Gallons

Размещение

Всего кают: 3

Корпус и палуба

Материал корпуса: Fiberglass

Информация о двигателе

Двигатели: 2

Производитель: Caterpillar

Модель: 3406 E

Тип двигателя: Inboard

Тип топлива: Diesel

ПОДРОБНОЕ ОПИСАНИЕ

Mechanical

Twin 800 h/p Caterpillar 3406 E's Engines (In line 6 cylinder turbo-charged)

Engine service scheduled for January 2020

Kobelt electronic controls

Back-up engine room emergency controls

Twin Disc transmissions

Twin PTO take offs

Trolling valves

Twin Northern Lights generators (12 & 20 kw)

Hydraulic bow thruster (10" Wesmar)

Hydraulic stabilizers

Hydraulic windlass (Muir 3500 lb.)

Hydraulic davit system

Firewatch FE241 fire suppression system

Dual racor fuel filters

Oil changing system

Coolers service 2018

Engine room blower system with thermostat control

Underwater exhaust system

Headhunter fresh water system

New Technology engine shaft and rudder seals

Vacu flush toilets

Sewage discharge system (12 volt macerator pump)

Electrical

50 amp 240 volt shore power system

12 and 20 kw Northern Lights generators (1589 & 2031 hours)

New Victron inverter system

New Pro Mariner battery chargers (3)

Yacht O Matic (hands off) shore power, generator and inverter control switching

Custom load switching AC breaker panel for electrical load balancing

Comprehensive ships battery system (house, engine and generator starts)

Ships electrolysis bonding system (shaft and zincs brushes)

200 amp 12 volt alternator

40 amp 12 volt battery charger

House AC halogen and fluorescent lighting

Ground fault receptacles in heads, engine room, aft deck and flybridge

12 volt navigation lights

Additional shore power inlet port side

Electronics

Comprehensive dual station electronics package comprised of:

NavNet Furuno radar

NavNet plotter

NavNet depth finder

Ships dedicated computer with Nobeltec software

AIS (send & receive)

Furuno depth sounder

Simrad auto pilot

Furuno GPS

ICOM VHF radio

Simrad IS 15 tri data....wind, speed, temperature

Compass

SAT TV system & internet connection

Salon

Upgraded rift cut American cherry woodwork

Twin swing open doors leading out to cockpit

Phantom screen doors

Door pull shades

L-shaped settee to port flanked by glass coffee table

Designer carpet

2" wood blinds recessed inside upgraded fabric lambrquins

Single easy chair to starboard

L-shape entertainment cabinet with pop up TV

Ice maker

Liquor cabinet with bottle and glass storage

Recessed overhead lighting

Galley

Located on deck two steps up from salon

Curved cherry wood stairway leading up to flybridge to starboard

U-shape galley to port

Full height standup refrigerator/freezer

Trash compactor

Dishwasher

Cooktop

Oven

Double S/S sink with disposal

Ample storage including overhead areas

L-shape dinette with settee to starboard

Dish locker & storage

1" Cherrywood mini blinds

Beautiful teak and holly flooring

Pilothouse

Located forward of the galley

Helm with S/S destroyer style steering wheel

Controls for engines, thruster, trim tabs, search light, generators, stabilizers, instrument, navigation, and anchor lights

Three marine grade windshield wipers with washers

Port and starboard aircraft style wing doors leading out to side decks for easy line handling

Chart drawer(s)

Stairway with hatch leading to boat deck

Stairway leading to lower deck

Staterooms

Located below decks and accessed via a curved stairway starboard side of the pilothouse

VIP Cabin:

Located all the way forward and features...

Queen size berth with large storage compartment under the berth

Mirrored bulkheads with very ample storage

Hanging locker

Dresser to port

(2) Escape hatches with Ocean Air screens and night shades

Vimar switches

Port Side Guest Cabin

Located aft of the forward VIP Cabin and to port

Two twin size bunk style berth upper and lower

Storage below lower berth

Hanging locker

Full height cabinet with shelves

Master Stateroom:

Located midship and with full beam width with ensuite head with large stall shower

Queen size berth with storage below flanked by twin night stands

Large full height hanging locker to port (Walk-in)

Large 3/4 height hanging locker to starboard

Very ample built-in drawer storage to starboard

Laundry center....full height washer and dryer (No combo)

Deck & hull

Cored decks and bulkheads

Four water tight sealed bulkheads

Handlaid fiberglass hull with cored cell bottom

Fiberglass urethane foam core stringers

Bimini top

Four sided enclosure (Barrett bonded window w/new side curtains)

Dual flybridge helm chairs

Settee with table

Built-in fiberglass cabinet with refrigerator

1500 lb hydraulic davit

Safety rails on swim platform

Rocket launchers at transom

1 1/4 316 S/S handrails

Davis Stinray 100 lb anchor

Fiberglass bow pulpit w/ roller

Bottom paint (2019)

Dual electric air horns

Port & starboard fuel fills

Search light

Swim grid with ladder

Pop up cleats

Cockpit storage lockers with vents

Cockpit lazarette hatch leading to large storage area

Engine room access in built-in steps

Built-in BBQ cabinet

Hatch & ladder leading to bridge (partial fiberglass built-in steps)

Bolan aft deck carpet

Disclaimer

The Company offers the details of this vessel in good faith but cannot guarantee or warrant the accuracy of this information nor warrant the condition of the vessel. A buyer should instruct his agents, or his surveyors, to investigate such details as the buyer desires validated. This vessel is offered subject to prior sale, price change, or withdrawal without notice.

Emerald Pacific Yachts has become one of the premier leaders of the Yachting Industry on the West Coast since its founding in 1997. Renowned for the sale of pre-owned and new construction as the Official West Coast distributor and dealer for both Horizon and Riviera Yachts. The company has an unrivaled reputation with a highly experienced and committed sales team to provide superior customer service and assist with all of our clients' needs.

Исключения


При продаже яхты исключаются личные вещи владельца.

Отказ от ответственности

Компания предоставляет описание судна или яхты добросовестно, но не может гарантировать точность этой информации, а также не ручается за техническое состояние. Покупатель должен проинструктировать своих агентов или оценщиков исследовать представленную информацию более подробно, по собственному желанию. Продажа судна или яхты, изменение цены или снятие с продажи будет происходить без предварительного уведомления.

ФОТОГРАФИИ

43456



At Ease 01L




At Ease 04L




At Ease 05L



At Ease 06L



At Ease 07L



At Ease 08L



At Ease 09L



At Ease 12L



At Ease 13L



At Ease 14L



At Ease 15L




At Ease 17L



At Ease 19L



At Ease 20L



At Ease 21L



At Ease 22L



At Ease 23L



At Ease 24L



At Ease 29L



At Ease 25L



At Ease 26L



At Ease 31L



At Ease 27L



At Ease 33L



At Ease 34L



At Ease 35L



At Ease 36L



КОНТАКТЫ

Андрей Шестаков (Andrey Shestakov) – ведущий яхтенный брокер отдела продаж яхт и судов компании Shestakov Yacht Sales Inc. Официальный представитель Shestakov Yacht Sales Inc. для русскоговорящих клиентов в центральном офисе компании в Майами/Форт Лодердейл/Флорида/США.

Контактная информация

Email: **andrey@shestakovyachtsales.com**

Web: shestakovyachtsales.com

Телефоны

Краснодарский край: **+7(918)465-66-44**

США, Майами, Флорида: **+1(954)274-4435**

Время работы

Понедельник – Суббота: **9:00 - 21:00** EDT

Воскресенье: **Закрето**

Адрес



Harbour Towne Marina, 850 NE 3rd St, STE 213, Dania, FL 33004