

## SWEET EMOCEAN — SEA RAY



**Builder:** SEA RAY

**Year Built:** 2001

**Model:** Cruiser

**Price:** PRICE ON APPLICATION

**Location:** United States

**LOA:** 48' 0" (14.63m)

**Beam:** 15' 3" (4.65m)

**Max Draft:** 3' 9" (1.14m)

**Cruise Speed:** 24.331334776 Kts. (28 MPH)

**Max Speed:** 28.676215986 Kts. (33 MPH)

Our experienced yacht broker, Andrey Shestakov, will help you choose and buy a yacht that best suits your needs **Sweet Emocean — SEA RAY** from **our catalogue**. Presently, at **Shestakov Yacht Sales Inc.**, we have a wide variety of yachts available on **our sale's list**. We also work in close contact with all the big **yacht manufacturers** from all over the world.

If you would like to buy a yacht **Sweet Emocean — SEA RAY** or would like help answering any questions concerning purchasing, selling or chartering a yacht, please call **+1(954)274-4435**

# TABLE OF CONTENTS

TABLE OF CONTENTS	2
SPECIFICATIONS	5
Overview	5
Basic Information	5
Dimensions	5
Speed, Capacities and Weight	6
Accommodations	6
Hull and Deck Information	6
Engine Information	6
DETAILED INFORMATION	7
Vessel Information	7
Exclusions	13
Disclaimer	14
PHOTOS	15
2	15
3	15
4	15
5	15
6	15
7	15
8	15
9	15
10	16
11	16
12	16
13	16
14	16
15	16

---

16	16
17	16
18	17
19	17
20	17
21	17
22	17
23	17
24	17
25	17
26	18
27	18
28	18
29	18
30	18
31	18
32	18
33	18
34	19
35	19
36	19
37	19
38	19
39	19
CONTACTS	20
Contact details	20
Telephones	20
Office hours	20
Address	20

---



---

# SPECIFICATIONS

---

## Overview

---

"Sweet Emocean" Is a very well equipped and updated Sea Ray 48 Sedan Bridge, an extremely popular Sea Ray legacy model known for its superb layout and ride characteristics.

"Sweet Emocean" represents an Excellent Value in today's market that is ready for adventure!

**3 Staterooms, 2 Heads, Sleeps 6+**

**2x CAT 3196 660hp Diesel Engines- All Services Up to Date!**

**Updated Soft Goods and Electronics**

**February 2020 Bottom Job- FRESH!**

## Basic Information

---

**Category:** Cruiser

**Model Year:** 2001

**Year Built:** 2001

**Country:** United States

## Dimensions

---

**LOA:** 48' 0" (14.63m)

**Beam:** 15' 3" (4.65m)

**Max Draft:** 3' 9" (1.14m)

---

## Speed, Capacities and Weight

---

**Cruise Speed:** 24.331334776 Kts. (28 MPH) **Cruise Speed Range:** 300

**Max Speed:** 28.676215986 Kts. (33 MPH)

**Displacement:** 40400 Pounds

**Water Capacity:** 140 Gallons

**Holding Tank:** 68 Gallons

**Fuel Capacity:** 500 Gallons

---

## Accommodations

---

**Total Cabins:** 3

**Total Berths:** 8

**Sleeps:** 6

**Total Heads:** 2

---

## Hull and Deck Information

---

**Hull Material:** Fiberglass

---

## Engine Information

---

**Engines:** 2

**Manufacturer:** CAT

**Model:** 3196 TA

**Engine Type:** Inboard

**Fuel Type:** Diesel

---

# DETAILED INFORMATION

---

## Vessel Information

---

### Recent Service and Upgrades

- Annual Service and Inspection of Main Engines, Transmissions and Generator- **February 2020**
- Bottom Job, Including Inspection and Service of Running Gear as Needed- **February 2020**
- Main Engine Aftercoolers Serviced **November 2019**
- Fire System Inspected **July 2019**
- New Simrad 12" Chartplotter and HD Radar **September 2019**
- New Carpeting in Lower Cabin Areas **May 2018**
- Wood Flooring in Main Cabin Area **May 2018**
- Flybridge Enclosure Renewed **April 2018**
- New Deka Batteries for Engines, Bow Thruster and Generator **April 2018**
- New Exhaust Risers on Main Engines **December 2017**
- New Windlass Installed **September 2015**

### NOTE ON MAIN ENGINES:

- CAT 3196 640hp main engines have 1760hrs each. Recent CAT diagnostic readout showed each engine had approximately 14,500 gallons of fuel burned in their lifetime since new. The lifespan of a CAT 3196 Engine is 100,000 gallons of fuel burned, so the engines have quite a bit of useful life left before a rebuild is required due to easy usage by the owner.
- CAT diagnostic readout also showed the average load factor to be 24% on each engine, with total idle time of the main engines being approx. 1020 hrs of the 1760hrs of their life, which shows the engines have been run conservatively overall

### Hull and Deck Features

- Bottom Paint
- Bow Rail, 316 Stainless Steel w/Welded Stanchions, Intermediate Rails & Life Lines
- Cleats, Custom Sea Ray® Thru-Bolted - Stainless Steel (10)
- Deck Fill Plates, Stainless Steel
- Deck Rails, 316 Stainless Steel
- Foam-Filled Under Floor Areas
- Gel-Coat, Arctic White
- Graphics, Striping
- Handrails, 316 Stainless Steel
- Hatch, Deck Vent - Translucent w/Locks & Sky Screen Cover (20x20)
- Light, Stern

- Lights, Navigation
- Portlights, Stainless Steel (4 Fixed, 6 Opening)\
- Resin, High-Performance Vinylester
- Rub Rail, PVC w/Stainless Steel Insert
- Storage, Transom Wall - Fenders & Gear
- Stringer System, Fiberglass Hatman
- Sun Pad, Forward Deck - Recessed
- Swim Platform, Extended w/Concealed Stainless Steel Three-Step Swim Ladder w/Integral Grab Handle
- Thru-Hull Fittings, Color-Coordinated
- Toe Rail, Molded Fiberglass - Deck
- Vent System, Engine Room - Integral
- Windows, Deck Side w/Opening Vent Windows
- Windshield, Tempered/Tinted Curved Glass
- Windshield, Bridge Venturi (Aluminum-Framed)

### Cockpit Features

- Door, Cabin Entry (Sliding & Lockable)
- Door, Transom
- Floor Liner, Fiberglass - Self-Bailing
- Handrails, 316 Stainless Steel
- Hatch, Engine Service - Gas-Assisted
- Lighting, Indirect
- Outlet, 120V GFI Protected
- Rod Holders (2)
- Seating, Aft Bench - Fold-Out
- Steps, Molded Deck Access
- Storage, Aft Coaming w/Fiberglass Bins
- Storage, Side Panels

### Bridge Features

- Beverage Holders (7)
- Control Station (Located in Center Bridge) w/Windscreen
- Handrails, 316 Stainless Steel
- Hardtop, Fiberglass w/Overhead Storage, 20x20 Hatch w/Skyscreen Cover, Stainless Steel Grab Rails & Overhead Lighting w/Electronic Dimmer
- Hatch, Bridge Access
- Refrigerator, 120V
- Lighting, 12V
- Outlet, 12V Accessory
- Outlet, 120V GFI Protected
- Seating, Helm (2) - Custom Euro-Style w/Flip-Up Thigh-Rise Bolsters, Armrests & Heavy-Duty Pedestal w/Slides, Swivels & Pneumatic Vertical Adjustments



- Seating, U-Shaped w/Storage Below - Forward
- Ship's Bell
- Steps, Molded Bridge Access w/Storage
- Stereo
- Table, Bridge- Bow
- Wet Bar w/Sink, Faucet, Stainless Steel Handrail, Trash Receptacle &Storage Cabinet - Port Forward

### General Cabin Features

- Carbon Monoxide Monitor
- Carpet, Deep-Pile BCF - 44-Ounce
- Handrails, Elliptical Stainless Steel
- Lighting, 12V Halogen
- Lighting, 12V Indirect
- Lighting, 120V
- Outlets, 120V GFI Protected
- Outlets, Phone
- Pillows, Accent
- Polished Brass Outlet & Switch Plates
- Shades, Fabric Day/Night w/Drape Trim
- Storage, In-Floor
- Vacuum System, Central - Dual Inlet (Beam™)
- Wood Trim, Handcrafted

### Salon

- Entertainment Center with Stereo,
- Storage, Cabinet - CD & Videotapes
- HD Smart TV
- Seating, Barrel Chairs (2)
- Seating, L-Shaped Sofa (Ultraleather HP™)
- Storage, Cabinets - Starboard
- Table, Dining/Cocktail (Movable - Folding Leaf) - Hi-Lo w/Corian® Surface

### Dinette

- Seating, Opposing Dinette w/Storage Below
- Table, Dinette w/Corian® Surface

### Galley

- Countertop, Molded Fiberglass w/Granite-Colored
- Gel-Coat, Sink, Single-Lever Grohe® Faucet & Corian® Sink Cover
- Freezer, 120V - Under-Counter
- Lighting, Dual-Voltage - 120V/12V

- Microwave/Convection Oven, 120V
- Power Vent, 12V
- Refrigerator, 120V - Under-Counter
- Storage, Bottle
- Storage, Drawers w/Cutlery Insert
- Storage, Upper & Lower w/Designated Plate, Glass & Bottle Storage
- Stove, 240V Flush-Mount Three-Burner w/Stainless Steel Safety Rail
- Trash Receptacle w/Chute & Corian® Cover

### Master Stateroom

- Bed, Full-Size w/Innerspring Mattress, Pillows, Sheet, Coordinated Spread &
- Drawer Storage Below w/Gas-Assisted Hatch
- Door, Privacy
- Hanging Lockers, (2) - Full-Length Cedar-Lined w/Lights &
- Beveled Mirrored Doors
- Mirrored Rope Locker Bulkhead
- Storage, Gunwale Cabinets

### Master Head

- Clothes Hook
- Door, Privacy - Access from Master Stateroom
- Handrails, Stainless Steel
- Head w/Fiberglass Settee Lid (VacuFlush®)
- Power Vent, 12V
- Shower w/Seat, Adjustable Shower Wand & Circular Acrylic Door
- Storage Cabinet, Upper
- Storage, Medicine Cabinet - Mirrored
- Vanity w/Corian® Countertop, Sink, Grohe® Faucet & Storage Below

### Port Stateroom

- Bed, Full-Size w/Innerspring Mattress, Pillows, Sheets, Coordinated Spread & Drawer Storage Below w/Gas-Assisted Hatch
- Door, Privacy
- Hanging Locker, Cedar-Lined w/Light & Beveled Mirror Door
- Mirrors, Wall Accent
- Skylight, Circular
- Storage, Drawers

### Starboard Stateroom

- Bed, Aft Bunk w/Pillows, Sheets & Coordinated Spread
- Mirrors, Wall Accent
- Seating, Sofa w/Drawer Storage Below - Converts to Twin Bunk w/Pillows, Sheets

### & Coordinated Spread

- Skylight, Circular
- Storage, Upper & Lower Cabinets

### Guest Head

- Clothes Hook
- Door, Privacy - Access from Hallway
- Door, Privacy - Access from Port Stateroom
- Handrails, Stainless Steel
- Head w/Fiberglass Settee Lid (VacuFlush®)
- Power Vent, 12V
- Shower w/Seat, Adjustable Shower Wand & Bifold Door
- Storage, Cabinet - Upper
- Storage, Medicine Cabinet - Mirrored
- Vanity w/Corian® Countertop, Sink, Grohe® Faucet &Storage Below

### Flybridge Helm Station

- Alarms, Engine - Oil, Water & Transmission Oil
- Alarms, High-Water - Bilge & Cabin
- Compass
- Emergency Engine Stop
- Emergency Start System - Engines
- Horns, Air (Concealed) - Dual Trumpet
- Instrumentation, Custom Sea Ray® Backlit w/Low-Glare Blue Night Lighting &Stainless Steel BezelsFuel (2)Oil Pressure (2)Tachometers w/LCD Hourmeters (2)Voltmeters (2)Water Temperature (2)
- Panel, Switch - Backlit High-Gloss Burl
- Panels, Instrument - High-Gloss Burl
- Shift & Throttle Controls w/Gold Knobs
- Spotlight w/Dual Halogen Bulbs - Remote-Controlled (ACR®)
- Steering, Hydraulic
- Steering, Tilt Wheel
- Steering Wheel, Wood-Accent
- Switches, Illuminated Weatherproof Rockers & Dimmer Control
- Systems Monitor, Digital LCD - for Engine Diagnostics &Pump Monitoring

### Vessel SystemsElectrical

- Batteries, 8-D w/Boxes (2) & Group 27 for Genset (1)
- Battery Charger/Converter, 120V/50 Amp/12V
- Electronics Circuit w/Ground Plate, 50 Amp/12V
- Inlet, TV Coax & Telephone w/Cords

- Isolators, Galvanic (2)
- Panel, DC Main Breaker
- Panel, Main Distribution - AC
- Panel, Main Distribution - DC
- Panel, Remote Circuit Breaker
- Shore Power, Cablemaster (Glendinning)50 Amp/240V/60 Cycle w/75' Cords & Wireless Remote(Glendinning Cablemaster is not available w/220V/50 Cycle)
- Wiring, Color-Coded w/Chafe Protection

### Generator

- Remote Start w/Muffler, Freshwater Cooling, Fuel Filter,Seacock & Seawater Strainer, 240V
- 10.0 kW Westerbeke™ Diesel

### Air Conditioning

- Zone-Controlled Reverse-Cycle System(38,000 BTU - 2.5-Ton) - 3 Separate Units in Cabin and Additional On Flybridge
- Custom Integral Vent System

### Engine Room

- Bilge Pumps, 12V Automatic (2)
- Bilge Pumps, 12V Automatic High-Water (1 Bilge, 1 Cabin)
- Blowers, 12V Bilge (2)
- Engine Drip Sumps
- Exhaust, Power Pac/Lift System Mufflers
- Fire Suppression System - Automatic
- Freshwater Cooling
- Gel-Coated Engine Room, Gray
- Insulation, 2" w/Loaded Vinyl Barrier
- Ladder, Stainless Steel - Removable
- Lighting, 12V
- Oil Changer System - Engines, Transmissions & Generator
- Synchronizer, Engines

### Fuel System

- Crossover Fuel System
- Fuel Filters (3) (Racor®)(2) 75-1000MAX for Engines(1) 500MA for Generator
- Fuel Lines, USCG - Type A-1
- Fuel Tanks, Aluminum w/Anti-Siphon Valves & Electric Sending Units (2)

### Water System

- Freshwater Hose & Spigot - Engine Room

- Freshwater Washdown Spigot
- Pressure Water System w/Dual 12V Pumps
- Shower, Cockpit - Hot & Cold
- Water Heater, 240V (18-Gallon)
- Water Inlet, Dockside
- Water Tank (140-Gallon)

### Waste System

- Central Drain System
- Head System (VacuFlush®)
- Holding Tank Level Indicators - MDP & Heads
- Holding Tank w/Dockside Pump-Out (68-Gallon)
- Sump Box w/Pump, Automatic

### Underwater Gear

- Bonding System w/Zinc Hull Plate
- Propeller Shafts, 2 1/2" Stainless Steel (2) - Aquamet 22
- Propellers, Nibral 4-Blade Cup
- Rudders - Manganese-Bronze w/Stainless Steel Posts
- Seacocks on all Underwater Fittings
- Seawater Strainers
- Shaft Logs, Dripless w/Extra Seal Carrier Kit
- Struts - Manganese-Bronze
- Trim Tabs, Hydraulic

### Main Engines

- 2x CAT3196TA Caterpillar® Diesel Inboards

### Factory Upgrade Selections

- Air Conditioning/Heating (240V/60 Cycle) - Bridge (24,000 BTU - 2.0-Tons)
- Bow Thruster
- Macerator w/Seacock Interlock System
- Prop Shaft, Spare w/Holder
- Propellers, Spare w/Holder (Pair)
- Wood Interior Package- Maple

## Exclusions

---

Owner's personal belongings.

## Disclaimer

---


The Company offers the details of this vessel or yacht in good faith but cannot guarantee or warrant the accuracy of this information nor warrant the condition of the vessel. A buyer should instruct his representatives, agents, or his surveyors, to investigate such details as the buyer desires validated. This vessel or yacht is offered subject to prior sale, price change, or withdrawal without notice.

---


# PHOTOS

---


2




3




4




5




6




7



8



9



**10**



**11**



**12**



**13**



**14**




**15**



**16**



**17**





**18**



**19**



**20**



**21**



**22**



**23**



**24**



**25**



**26**



**27**



**28**



**29**



**30**



**31**



**32**



**33**



**34**




**35**



**36**




**37**



**38**



**39**



# CONTACTS

---

Andrey Shestakov, leading yacht broker of the sales department of Shestakov Yacht Sales Inc. Shestakov Yacht Sales Inc., the official representative of the Miami/Fort Lauderdale FL headquarters.

## Contact details

---

Email: **andrey@shestakovyachtsales.com**

Web: [shestakovyachtsales.com/en/](https://shestakovyachtsales.com/en/)

## Telephones

---

USA: **+1(954)274-4435**

## Office hours

---

Monday – Saturday: **9:00 - 21:00** EDT

Sunday: **closed**

## Address

---



Harbour Towne Marina, 850 NE 3rd St, STE 213, Dania, FL 33004