

SEA LEAF — OCEAN ALEXANDER



Builder: OCEAN ALEXANDER

Year Built: 2010

Model: Catamaran

Price: PRICE ON APPLICATION

Location: United States

LOA: 68' 0" (20.73m)

Beam: 20' 0" (6.10m)

Min Draft: 5' 0" (1.52m)

Max Draft: 5' 9" (1.75m)

Cruise Speed: 14 Kts. (16 MPH)

Max Speed: 17 Kts. (20 MPH)

Our experienced yacht broker, Andrey Shestakov, will help you choose and buy a yacht that best suits your needs **SEA LEAF — OCEAN ALEXANDER** from **our catalogue**. Presently, at **Shestakov Yacht Sales Inc.**, we have a wide variety of yachts available on **our sale's list**. We also work in close contact with all the big **yacht manufacturers** from all over the world.

If you would like to buy a yacht **SEA LEAF — OCEAN ALEXANDER** or would like help answering any questions concerning purchasing, selling or chartering a yacht, please call **+1(954)274-4435**

TABLE OF CONTENTS

TABLE OF CONTENTS	2
SPECIFICATIONS	5
Overview	5
Basic Information	5
Dimensions	5
Speed, Capacities and Weight	6
Accommodations	6
Hull and Deck Information	6
Engine Information	6
DETAILED INFORMATION	7
DESCRIPTION	7
CONSTRUCTION	7
DESIGN FEATURES	7
INTERIOR FINISH	8
MAIN SALON	8
Galley	8
PILOT HOUSE	9
Master Stateroom	9
VIP STATEROOM FORWARD	10
GUEST CABIN PORTSIDE	10
HEAD & SHOWERS	10
NAVIGATION & ENTERTAINMENT	11
ELECTRICAL	11
MACHINERY & EQUIPMENT	12
FLYING BRIDGE	12
CREW QUARATERS	13
Aft Deck	13
Exclusions	14

Disclaimer	14
PHOTOS	15
Salon	15
Salon	15
Galey/Dining view forward33720_IMG_2501	15
Salon	15
Dining table	15
Galley view to strbd	15
Dining/galley/Helm station	16
Galley counter	16
Lower Helm station	16
Lower Helm	16
Lower Helm console	16
View aft from dining area	16
Galley appliances	16
Master stateroom view aft	16
Master stateroom view to strbd	17
VIP Stateroom forward	17
Master Stateroom view to port	17
Head	17
Head	17
Guest cabin portside	17
Crew Berths	17
Crew area	17
Upper Helm station	18
Upper deck seating	18
Boat deck	18
Aft Deck seating/steps up to bridge	18
Aft deck access hatch to engine room	18

Aft deck seating,	18
Aft deck controls	18
Main Engines	18
Starboard Main	19
Auxiliary Generator/ AC compressors	19
Engine room	19
Transom	19
Boarding deck	19
Aft Profile	19
Sea leaf underway	19
CONTACTS	20
Contact details	20
Telephones	20
Office hours	20
Address	20

SPECIFICATIONS

Overview

The Alexander 68' is a blend of tasteful styling, spacious accommodations, and state-of-the-art construction. Ocean Alexander has set the standard for yachts in this size range. This 68' has a 20' beam, and three staterooms (plus crew quarters aft) with raised pilothouse. The interior is finished in high-gloss varnished wood. With the 20' beam the salon is large and roomy, settee area. The galley is well equipped. Below, the full beam master suite has an island king bed, vanity, and ensuite head & shower. The guest stateroom has twin lower beds, and the forward VIP stateroom has a island queen. Full walk-around side decks. The aft deck features bench seating and table, Semi spiral steps up to the flying bridge. A hatch on the aft deck leads down to the engine room and crew quarters. Port/starboard steps down to the swim platform.

Basic Information

Category: Catamaran

Model Year: 2010

Year Built: 2010

Country: United States

Vessel Top: Hardtop

Dimensions

LOA: 68' 0" (20.73m)

LWL: 64' 0" (19.51m)

Beam: 20' 0" (6.10m)

Min Draft: 5' 0" (1.52m)

Max Draft: 5' 9" (1.75m)

MFG Length: 68' 0" (20.73m)

Speed, Capacities and Weight

Cruise Speed: 14 Kts. (16 MPH)

Max Speed: 17 Kts. (20 MPH)

Displacement: 136000 Pounds

Gross Tonnage: 92 Pounds

Water Capacity: 360 Gallons

Holding Tank: 250 Gallons

Fuel Capacity: 2000 Gallons

Accommodations

Total Cabins: 3

Hull and Deck Information

Hull Material: Fiberglass

Deck Material: Teak

Hull Configuration: Modified V-Hull

Hull Color: White

Hull Finish: Stainless Steel

Hull Designer: Ed Monk

Exterior Designer: Ed Monk

Engine Information

Engines: 2

Manufacturer: Caterpillar

Model: C-18

Engine Type: Inboard

Fuel Type: Diesel

DETAILED INFORMATION

DESCRIPTION

SEA LEAF represents one of Ocean Alexander's most popular motor yachts, designed by Ed Monk Jr. who is one of yachting's foremost motor yacht designers. This 68' has a 20' beam which provides more cubic feet of interior space compared to other yachts of this size. Full walk-around side decks. The interior high gloss varnished Sakura wood. Three staterooms with crew quarters aft, all with en-suite head and stall showers.

The flying bridge/boat deck features a center line helm station, helm chairs, dinette with seating and a gas BBQ grill, boat deck aft with a hydraulic davit and 14' inflatable tender.

The main engines are 1000Hp Caterpillar C-18 (2500Hrs) providing an economical cruise speed of 14kts and top 17kts

This is a boat that deserves a close look if you are in the market for a combination of luxury long range cruising, coastal cruising, or high-style weekend entertaining.

SEA LEAF has known only two owners since new and used very sparingly by the current owner. Extensive equipment inventory, well maintained . February 2020 haul-out, bottom paint, prop-speed, new zincs.

CONSTRUCTION

The hull and decks are carbon fiber infused with Airex PVC foam core above the waterline, and the hull bottom is protected by inter-protect epoxy anti osmosis system. Forward there is a reinforced collision bulkhead, tempered safety glass in frame less windows, interior structural components all bonded to the hull, plus hard top.

- Hull bottom is protected by inter-protect epoxy anti osmosis system
- Fiberglass hand laid vacuum bag technology
- White Gel coat exterior
- Forward there is a reinforced collision bulkhead
- Longitudinal & lateral stringers fitted with high density foam
- Tempered safety glass in frame-less windows
- Interior structural components all bonded to the hull, plus hard top
- Sylomer floating floor system

DESIGN FEATURES

- Deep V forward with flared bow sections

- Flying bridge with hard top and extended boat deck that covers the aft deck
- Full walk-around side decks with deep bulwarks
- Flush pilothouse doors and window
- Well proportioned and functional low profile silhouette

INTERIOR FINISH

- High gloss varnished Sakura paneling and cabinetry throughout
- Satin finish in the crew areas
- Burl wood accent detailing in the salon and staterooms
- Salon circular stairway to the upper deck
- Soft vinyl removable headliners
- Settees with Ultra-Leather fabrics
- Hidden hinges and push button handles for all drawers and cabinets
- 24 volt LED lighting throughout the interior and exterior of the vessel

MAIN SALON

The main entrance is through the large sliding door aft in the cockpit. It opens to a full beam saloon with natural light thanks to the large frame-less windows both to the sides and fully forward. You can see all the way up to the forward helm and windshields. To starboard in the saloon is a half bulkhead that separates the saloon from the galley. The saloon makes a welcoming gathering spot for entertaining. With three comfortable occasional chairs and a large "L" shaped sofa wrapping around a cocktail table.

- Pneumatic sliding doors entering from the aft deck
- L-shaped settee to starboard with high low Burlwood top table and chair
- Built-in cabinets, hidden Sony 40" LCD TV, (2) occasional chairs
- Spiral stainless steel and Sakura staircase to the upper deck
- Numerous additional custom cabinets and drawers
- Salon AC compressors new 2019

Galley

Moving forward to the dining area and galley, there is a circular stairway to port that leads up to the Flying bridge. A dining table that seats six. A mirror is mounted in a soffit in the overhead, just above the table. To starboard is the galley

with full size stand-up refrigerator/freezer, granite counter tops, and plenty of storage both inside and outside of the galley

- Efficient U-shaped galley with granite counter tops and varnished cabinetry
- Full sized Amana stainless steel easy reach refrigerator
- Numerous overhead storage lockers and under counter drawers
- Full sized microwave/convection oven
- Fisher & Paykel dishwasher
- Gaggenau electric cook top and oven
- Broan trash compactor
- Custom cutlery drawer and wine glass storage racks

PILOT HOUSE

Forward of the galley is the lower helm station which shares the same space and lighting as the dining room/galley and is raised one step up from the saloon. The lower helm station is roomy and lacks for nothing. Visibility is nearly 360 degrees

Sunken and extended dash with instrumentation

- Sakura helm
- Stidd electric helm chair
- Custom pilot house station with black Ultra-leather and teak trim
- Burlwood custom dash and built-in desk/work area
- Pantograph Watertight doors port & starboard to access the side decks
- Phantom screen with dedicated wood box for side doors doors.
- Large custom built-in chart drawer

Master Stateroom

To starboard of the lower helm is a curved stairway leading down to the three staterooms below. Each step has courtesy lighting, and the lower deck is covered in carpeting with a decorative pattern at the lower landing and a marble foyer with inlays. Aft of the foyer is the Master stateroom which is full beam. It has a true King-size bed, storage in a built-in cabinet to port, two closets and large drawers under the bed. The counter tops here duplicate the galley and are granite. Aft of the Master stateroom is the engine room which is not accessible from the Master with levels of sound deadening in the bulkhead separating the two compartments.

- Master stateroom is located mid ship with fore and aft facing King-sized bed
- His/Her head with stall shower and vanity
- Samsung LCD TV
- (2) nightstands, bureau with vanity, plus numerous drawers & lockers

- Full height cedar lined hanging lockers, one containing a combination safe
- Oval stainless steel portholes with screens
- Generous LED 24 volt overhead and reading lighting

VIP STATEROOM FORWARD

Forward is the VIP stateroom. The stateroom is against the bow, the overhead and trim are actually curved around the bow. Storage in the lower cabinets and under the bed. There are steps up on either side of the island bed. The Burl accents give this cabin both elegance and warmth. En-suite head & stall shower.

- Queen sized bed with large drawers and storage under
- Cedar lined hanging lockers
- Pioneer 22" LCD TV
- Sony DVD/CD stereo video system with IR repeater
- (2) overhead stainless steel deck hatches and oval portlights w/screens
- Generous LED 24 volt LED lighting throughout

GUEST CABIN PORTSIDE

To port is the Guest cabin. The twin beds are wide as is the aisle in between them. En-suite head & stall shower.

- Sharp 20" TV DVD/DC stereo and video system
- Cedar lined hanging locker and dressing mirror
- Stainless steel oval port light with privacy screen
- 24 volt LED lighting overhead and for reading

HEAD & SHOWERS

- Custom granite counter tops with varnished Sakura wood walls
- Grohe faucets and hardware for sinks and showers
- Amtico plank flooring
- Tecma toilets systems
- Granite shower flooring and seat
- Seamless fiberglass stall showers with one piece glass doors
- China sinks
- Keuco bathroom fixtures throughout
- 24 volt LED lighting
- Vent blowers
- Stainless steel oval port lights with screens
- Water-proof draperies

- Mirrored cabinet door

NAVIGATION & ENTERTAINMENT

- (2) Furuno radars: Furuno DRS 112Kw & Furuno DRS4A open array
- Furuno GPS 330B GPS/WAAS antenna
- Simrad AP 28 auto pilot with repeater interfaced w/ Furuno NavNet
- (2) ICOM MA504 VHF radios with long antennas, GPS, Hailer, Fog signal
- KVH Satellite TV antenna for North America
- (2) KEPM GB 19" glass bridge monitors
- (2) ASUS VW1266H 25.5 computer monitors in the pilot house
- Furuno class B transponder
- (2) Furuno NavNet 3D black box processors
- Furuno network dual depth, wind, with multiple displays
- Verizon hotspot for Email and phones
- Sat Phone pro
- Digital DA4000 cell phone antenna
- Maretron N2K new software package for octoplex control system
- Upgraded Nobletec software for navigation and weather
- SMWX Sat weather bundle/USB receiver attached to Crestron & computer
- (3) Direct TV receivers
- Printer/Fax/scanner in the pilot house
- (4 cameras) engine room-salon-upper deck-aft deck
- Full engine instrumentation both stations
- Crestron POE with universal remote control
- Denon AVR 989 receiver and Dn U210 DVD player
- Furman power conditioner
- Phone intercom system

ELECTRICAL

- (2) 25Kw Northern lights auxiliary generators (1900 hours)
- Octoplex three location AC/DC control panels
- 4000 watt Pure Sine wave inverter & battery charger
- Volt and amp meters for AC/DC systems
- Reverse polarity indicator lights
- Heavy duty AG 8-D batteries for engine start-generators-house
- Marine grade tinned copper wiring throughout the vessel
- 50/100 amp shore power receptacles in transom with cable master reels
- Vimar switches and outlets
- Chain counter
- Battery parallel control switch system

- Telephone jacks in the Master stateroom-salon- pilothouse
- Cell phone amplifier
- Proportional bow & stern thruster controls

MACHINERY & EQUIPMENT

The engine room is accessed via the crew quarters aft. With the 20' beam there is room to get all around the 1000Hp Caterpillar engines. Bilges are white gel coat. All maintenance checks and filters are within easy access of the diamond plate walkway. Fuel tanks are on the forward bulkhead providing good sound proofing for the accommodations area.

- Aluminum fuel tanks with sight gauges and electric gauges
- Stainless steel water tank with sight and electric gauges
- (2) 30 gallon water heaters
- Dripless engine and rudder post seals
- (4) 24 volt electric bilge pumps with auto and manual switches
- Manual bilge pump and Y valve engine driven bilge pump
- Underwater exhaust system
- Color coded piping for fuel, water and hydraulics
- (3) valve steering system for autopilot
- Holding tank plumbed for dockside and overboard discharge
- Central vacuum system
- Common drainage system for sinks, showers, bilge and exterior decks
- Fuel & water deck fills port/starboard
- Sea cocks and raw water strainers on all intakes
- Racor fuel/water separators for main engines and generators
- Engine isolation switches
- Complete Delta-T engine room pressure system
- Anti explosion AC/DC light in the engine room
- Spare conduit from engine from to the pilot house & flying bridge
- Heron rubber flooring in the engine room
- stainless steel hand rails around the main engines
- Bilges are white gel coat
- Engine room high water alarms
- Extra storage cabinets and drawers built-in
- Oil changing system main engines & generators

FLYING BRIDGE

The flying Bridge is accessed from a circular stairway either from the saloon or aft

deck. The flying bridge is wide open and spacious. The center line helm has a panoramic view and the entire area is protected by a hardtop. To starboard aft of the helm is a settee and table, Gas BBQ grill. Further aft is the boat deck with davit and 14' RIB tender.

- Center line helm with full instruments & engine controls
- (2) Stidd helm chairs
- Settee/table
- Wet Bar
- Gas BBQ grill
- Steelhead SMR 2000 lb hydraulic davit
- AB2011 Inflatable tender
- Yamaha 60Hp outboard motor

CREW QUARTERS

The crew cabin & engine room access from either the aft deck or by a water tight door in the transom.

- Captains cabin
- Upper/lower berths
- Air conditioning control
- Desk/chair
- Storage cabinet with sliding doors
- Cedar-lined hanging locker with automatic lighting
- Head with stall shower
- Sink, microwave & refrigerator
- 20" LCD TV with DVD/CD
- Cedar lined hanging locker with lighting
- Crew access from aft deck or transom
- Stacked washer/dryer
- Valance with port lights
- Tecma marine toilet
- Fiberglass shower w/molded seat
- Vented blower

Aft Deck

The aft deck is one of the most popular places on the boat. Teak decking on the aft deck, side decks & swim platform. Bench seating and table for Al Fresco dining. Port & starboard steps down to the boarding platform. There is a molded fiberglass spiral

stairway up to access the Flying bridge.

Exclusions


Owner's personal belongings.

Disclaimer


The Company offers the details of this vessel or yacht in good faith but cannot guarantee or warrant the accuracy of this information nor warrant the condition of the vessel. A buyer should instruct his representatives, agents, or his surveyors, to investigate such details as the buyer desires validated. This vessel or yacht is offered subject to prior sale, price change, or withdrawal without notice.

PHOTOS


Salon




Salon




Salon



**Galey/Dining view
forward33720_IMG_2501**




Dining table



Galley view to strbd




Dining/galley/Helm station




Galley counter




Lower Helm station




Lower Helm




Lower Helm console




View aft from dining area




Galley appliances



Master stateroom view aft



Master stateroom view to strbd




VIP Stateroom forward




Master Stateroom view to port




Head




Head




Guest cabin portside




Crew Berths




Crew area



Upper Helm station




Upper deck seating




Boat deck




Aft Deck seating/steps up to bridge




Aft deck seating,



Aft deck access hatch to engine room




Aft deck controls




Main Engines




Starboard Main




Auxiliary Generator/ AC compressors




Engine room




Transom




Boarding deck



Aft Profile



Sea leaf underway



CONTACTS

Andrey Shestakov, leading yacht broker of the sales department of Shestakov Yacht Sales Inc. Shestakov Yacht Sales Inc., the official representative of the Miami/Fort Lauderdale FL headquarters.

Contact details

Email: **andrey@shestakovyachtsales.com**

Web: shestakovyachtsales.com/en/

Telephones

USA: **+1(954)274-4435**

Office hours

Monday – Saturday: **9:00 - 21:00** EDT

Sunday: **closed**

Address



Harbour Towne Marina, 850 NE 3rd St, STE 213, Dania, FL 33004