

MAGICAL DAYS — PRESIDENT YACHTS



Судостроитель: PRESIDENT YACHTS

Год постройки: 2006

Модель: Моторная яхта

Цена: ЦЕНА ЯХТЫ ПО ЗАПРОСУ

Местонахождение: United States

Длина общая: 87' 2" (26.57m)

Ширина: 20' 7" (6.27m)

Мин. осадка: 6' 11" (2.11m)

Макс. осадка: 7' 0" (2.13m)

Крейс. скорость: 14 Kts. (16 MPH)

Макс. скорость: 19 Kts. (22 MPH)

Купить **MAGICAL DAYS — PRESIDENT YACHTS** а также выбрать подходящую вам яхту из нашего **каталога яхт** вам поможет опытный яхтенный брокер Андрей Шестаков. На сегодняшний день компания **Shestakov Yacht Sales Inc.** имеет большое количество яхт в **собственном списке продаж**, а также тесно сотрудничает со всеми крупными **яхтенными производителями** по всему миру.

Для того чтобы купить яхту **MAGICAL DAYS — PRESIDENT YACHTS** а также проконсультироваться по любому вопросу связанному с покупкой, продажей, чартером яхт позвоните по телефону **+7(918)465-66-44**.

ОГЛАВЛЕНИЕ

ОГЛАВЛЕНИЕ	2
ХАРАКТЕРИСТИКИ	7
Основная информация	7
Размеры	7
Скорость, вместимость и масса	7
Размещение	7
Корпус и палуба	8
Информация о двигателе	8
ПОДРОБНОЕ ОПИСАНИЕ	9
Walkthrough	9
Salon	10
Dining Salon	10
Galley	11
Skyounge	11
Pilothouse	12
Companionway	13
VIP Cabin	13
VIP Head	13
Port Twin Stateroom	14
Port Guest Head	14
Starboard Guest Cabin	14
Starboard Guest Head	15
Master Cabin	15
Master Head	15
Foredeck	16
Side Decks	16
Aft Deck	16
Swim Platform	17

Boat Deck	17
Tender	17
Flybridge Upper Deck	18
Coach Roof Equipment	18
Crew Area	18
Crew Head	19
Engine Room	19
Electric	20
Other	20
Remarks	20
Exclusions	21
Disclaimer	21
Исключения	21
Отказ от ответственности	21
ФОТОГРАФИИ	22
Salon Looking Aft	22
Salon Looking to Port	22
Salon Looking to Starboard	22
Dining Area Looking Forward	22
Dining Area Looking Aft	22
Galley	22
Galley Looking to Port	22
Galley Looking to Port	22
Galley Looking Aft to Port	23
Galley Refrigeration	23
Skyounge Stairs	23
Skyounge Looking Forward	23
Skyounge Day Head	23
Pilothouse Looking Aft to Skyounge	23

Skylounge Looking Aft	23
Pilothouse Area	23
Pilothouse Settee	24
Pilothouse	24
Helm Area	24
Accommodation Foyer	24
VIP Looking Forward	24
VIP Looking Aft	24
VIP Head	24
Port Guest Cabin	24
Port Guest Cabin	25
Port Guest Cabin Looking Forward	25
Port Guest Cabin Head	25
Starboard Guest Cabin	25
Starboard Guest Cabin	25
Starboard Guest Cabin	25
Starboard Guest Cabin Looking Aft	25
Starboard Guest Head	25
Master Looking Aft	26
Master Looking to Port	26
Master Looking Forward	26
Master Head	26
Starboard Side Deck Looking Aft	26
Portside Deck Looking Aft	26
Aft Deck	26
Boat Deck	26
New Bow Hot Tub	27
New Bow Hot Tub	27
Flybridge Helm	27

Crew Area	27
Crew Area	27
Crew Area	27
Crew Area	27
Crew Area	27
Crew Area	28
Crew Galley	28
Engine Room	28
Port Engine	28
Starboard Engine	28
Port Stabilizer	28
Starboard Stabilizer	28
Chillers	28
Fuel System	29
Toilet Treatment System	29
Hydraulic System	29
At Anchor	29
Alternate Profile	29
Stern Quarter	29
Hot Tub Sun Pad	29
Alternate Profile	29
At Anchor	30
Evening	30
Sunset	30
Sunset	30
Layout	30
КОНТАКТЫ	31
Контактная информация	31
Телефоны	31

Время работы	31
Адрес	31

ХАРАКТЕРИСТИКИ

Основная информация

Тип судна: Моторная яхта

Подкатегория: Tri-Deck

Модельный год: 2007

Год постройки: 2006

Страна: United States

Верх: Hardtop

Размеры

Длина общая: 87' 2" (26.57m)

Ширина: 20' 7" (6.27m)

Мин. осадка: 6' 11" (2.11m)

Макс. осадка: 7' 0" (2.13m)

Скорость, вместимость и масса

Крейс. скорость: 14 Kts. (16 MPH)

Дальность на крейсерской скорости: 560

Макс. скорость: 19 Kts. (22 MPH)

Чистый вес: 122 Pounds

Вместимость воды: 500 Gallons

Вместимость сточного бака: 300 Gallons

Объем топливного бака: 3100 Gallons

Размещение

Всего кают: 4

Спальные места: 8

Всего ком. состава: 6

Каюты экипажа: 1

Койки экипажа: 1

Корпус и палуба

Материал корпуса: Fiberglass

Материал палубы: Teak

Комплектация корпуса: Modified V-Hull

Дизайнер корпуса: President Yachts

Дизайнер экстерьера: President Yachts

Дизайнер интерьера: Custom

Информация о двигателе

Двигатели: 2

Производитель: MTU

Модель: 10V-2000/M93

Тип двигателя: Inboard

Тип топлива: Diesel

ПОДРОБНОЕ ОПИСАНИЕ

Walkthrough

Boarding MAGICAL DAYS is from midship or Aft Deck boarding gates or the oversized swim platform with molded stairs to the Aft Deck. The Aft Deck creates the ideal area to receive guests or enjoy alfresco dining, with the large table that will also drop to coffee table height, fixed and movable seating, as well as wet bar with sink and fridge. With full walk around side decks and a Foredeck lounging area, the main deck exterior areas provide safe movement fore and aft.

The Main Salon is accessed through a custom stainless steel door, electrically operated and provides a large sofa to port and two occasional chairs opposing, separated from the normal Dining Area forward by a console housing the popup TV. Large and numerous windows, along with the large Companionway leading to the Galley forward, provide unobstructed views, while the fully equipped Galley fully forward offers the Chef all the amenities necessary for preparing culinary delights to please all! The granite topped breakfast bar is the perfect place to enjoy a quick snack, cooking lesson, or simply gathering for canapes before dinner. Doors port and starboard provide access to the side decks, while 270 degree windows make this area the best view in the house! Immediately forward is the staircase leading down the Accommodation Deck.

Offering four en suite staterooms on the lower deck, full forward is the VIP Stateroom with centerline queen berth. Aft and down two steps are the Twin Staterooms, to port and to starboard, both with two lower twin berths and en suite baths.

Aft along the Accommodations Companionway is the stacked washer and dryer, followed by the Master Stateroom features a centerline island king berth.

A floating stairwell in the Salon, to starboard of the formal Dining Area leads to the Wheelhouse and Skylounge above. The Wheelhouse is forward, with three helm chairs, unobstructed visibility and a fully equipped Helm Station with all the necessary electronics and equipment to ensure safe and comfortable cruising, while port and starboard wing door lead to the full walk around side decks. An observation lounge with table is the ideal spot to watch the Captain maneuver and navigate or enjoy coffee while entering port in the morning. Aft and to port is the upper deck Day Head followed by the Skylounge with twin occasional chairs to starboard with cabinetry along the port cabin side providing full wet bar with refrigerator/icemaker and storage. A TV on the forward port bulkhead makes the Skylounge a popular place to enjoy movies or the season's sporting events.

Aft of the Skylounge is the Boat Deck with BBQ station hidden in a molded cabinet along the bulkhead, two large deck boxes, davit and 15' RIB tender. Stairwells lead down the main Aft Deck or up to the Flybridge. The Flybridge offers an additional, fully

equipped Helm Station, molded seating group and a coffee table that rises for alfresco dining, all protected from the elements by a molded hardtop; aft of the molded seating is plenty of open deck space for chaise lounges in a private setting.

The Engine Room and Crew Quarters are accessed from the swim platform, or comfortable stairwell located along with the starboard side deck. The Crew Quarters offers a large double berth, enclosed head with shower and Crew Galley. The Engine Room is accessed through the forward bulkhead and is well arranged, meticulously maintained and offers a wide array of equipment from many of the industry's most reputable suppliers.

Salon

Entered from the Aft Deck via counter balanced electric opening doors in the Salon.

Either side of the door are twin cherry cabinets with marble tops. The port one has two glass front cabinet doors and the starboard housing an AC/DC sub panel also behind glass doors. Two shelf bookshelves behind glass doors are above each cabinet.

To starboard going forward are two upholstered swivel barrel chairs flanking a cherry end table with large storage drawer below and a table lamp above.

To port is an upholstered three cushion sofa with end tables fore and aft. Each end table has open shelf storage and a table lamp above. The large house cabin side windows have Roman shades and soffit type AC delivery above.

Next forward is an oval marble topped TV cabinet with a popup 42" LG LED TV and storage within. A matching ceiling detail with perimeter rope lighting and four LED fixtures is above the TV cabinet.

Outboard to both port and starboard are slightly inset panels with artwork and dedicated lighting set upon a cork veneer wall covering.

Also in the Salon is a Bose five channel sound system, ten overhead dimmable LED light fixtures and a carpeted sole with a carpet runner.

Dining Salon

Next forward and completely open to the Salon is the Dining Area.

The cherry and maple burl trimmed glass table runs fore and aft with eight cherry dining chairs.

Forward to port is a large bar behind glass doors with additional barware glass cabinet within. The outer doors slide into the sides of the cabinet as needed and the interior is

lit from above. Below are six cherry drawers and two storage cabinets. To starboard is a large marble topped cabinet housing a Sub Zero two zone glass front wine cooler and the yacht's main deck entertainment system. Mounted in a rack the equipment includes: Yamaha AV receiver, Episode AMP, Sony Blue Ray player, Sirius Sat radio receiver, Apple TV, a Direct TV receiver, a new Blue Tooth access point for music from a phone and a Trip Light Smartpro UPS system.

Nine open tread steps just aft of this cabinet lead to the Skylounge and Pilothouse.

Also in the Dining Area are ten dimmable LED lights, a carpeted sole with carpet runner and Roman shades over the large side windows.

Walking forward between two cherry bulkheads is the large on deck Galley.

Galley

Well lit, expertly laid out and all the way forward on the main deck is the Galley area. Large front and side windows offer a great amount of ambient lighting.

The Galley is U shaped off the starboard side Accommodation Companionway with three swivel bar seats facing forward on a raised granite countertop.

The Galley contains the following features:

(2) Sub Zero upright refrigerators w/(2) freezer drawers each paneled to blend in to the aft bulkhead almost seamlessly
Maple & cherry varnished sole
Granite countertops, two level
(3) Cherry swivel chairs w/footrests
(2) Opening Pantograph side deck doors
15" Flip down LCD TV from overhead
Under mount stainless steel sink
Fisher Paykel dishwasher
drawer Miele full size under counter oven
Kitchen Aid four burner Ceran top cooktop
Miele stainless steel exhaust hood
Kenmore stainless steel microwave
(12) Cherry doors
(7) Cherry drawers
Garbage disposal
(20) Dimmable LED overhead lights
(2) Stereo speakers
Walk in pantry (was Day Head, can be converted back, all equipment stored off boat)
Excellent air conditioning delivery under forward windshield
Brew Express stainless steel coffeemaker
Pullout trash bin

Skylounge

Up an open tread stair to the Skylounge and Pilothouse area. At the top of the stairs going aft is the Skylounge. This area is carpeted, has large side and aft windows with pull down shades and has its own Day Head.

Immediately aft of the stairs to starboard are two leather "Stressless" chairs and ottomans. They face inward where a 32" Sony LED TV with an Apple TV on an articulating mount is opposite.

To port is a granite topped bar with an under mount stainless steel sink, a Sub Zero refrigerator icemaker combo, three drawers, three cabinets, a Brew Express stainless steel coffeemaker and a pullout trash container.

On the aft bulkhead are four small drawers and a cabinet with a two drawer file cabinet for the yacht's records. Forward is the Skylounge Day Head.

The Day Head has a curved wall making the room almost circular. The vanity has a vessel type sink on a marble countertop. The walls are bamboo below and cork veneer above. The toilet is a Headhunter model. There are drapes on the outboard window and a three panel beveled edge mirror above the sink. The overhead is mirrored and has three LED lights. The sole is an intricate inlay pattern.

Also in the Skylounge area are Bose built in speakers and 21 overhead dimmable LED lights.

Pilothouse

The Pilothouse is next forward and open to the Skylounge. There are port and starboard Pantograph side deck doors, a five panel windshield and a maple and cherry sole with a carpeted runner forward.

Just aft is a curved Ultra Leather settee with a triangular burlwood topped table on an adjustable height stainless steel base. The settee and table are raised for excellent visibility.

The Pilothouse contains the following equipment:

(3) Stidd Ultra Leather ladder back helm seats on stainless steel bases
Wood & stainless helm wheel
MTU electronic engine controls
MTU electronic engine displays (5)
Wiper/washer controls
KVH service point
Touch screen power management
Touch screen Delta T Engine Room vent latch controls
Furuno RD-30 GPS/data multifunction display
Simrad AP 25 autopilot head (2)
Maxwell chain counters/windlass controls
Hynautic trim tab controls
Trim plane indicator gauge
4" Danforth magnetic compass (2)
Engine start/stop/key/alarm panels
Carlisle & Finch spotlight joystick
ABT integrated bow & stern thruster control
ABT Trac touchpad stabilizer LCD panel
FLIR control panel (2)
Samsung 16" monitors for radar/plotter/cameras, etc.
Nobletec navigation software fed by Airmar GPS sensor
Icom M602 VHF w/separate command mic from upper unit
KVH Tracphone handset
Furuno Navnet keyboard tied to Samsung monitor
9 Position bilge pump monitor/switch w/(3) area high water alarms
Headhunter LED fresh/grey/black water tank gauge
Headhunter LED 3 tank fuel gauge
ABT pump selector switch (port or starboard engine)
Kahlenburg whistle control/auto foghorn, (3) trumpet horns w/M511A controller (2)
Northern Lights generator gauge panels w/start/stop switches
Graphic running light/UV light/floodlight indicator panel
Sea Recovery watermaker remote panel
Fireboy engine shutdown override panel (4)
Racor

fuel/water alarms Alpha Laval alarm panel Simrad A1 50 AIS system HP color all in one printer/scanner behind glass door

Rack mounted stereo for Skylounge area as follows: Marantz AV receiver Russ Sound power amp Direct TV HD receiver Power converter/battery backup A/B switch for cameras or computer A/B switch for cameras or FLIR(2) Large cabinets outboard of helm(15) Overhead LED lights(5) Red overhead lights AC/DC electronic sub panel behind cherry glass doors

Companionway

Down nine steps from the starboard side of the Galley is the lower deck Accommodation area. A clever inset handrail allows for a wide walkway.

At the bottom of the stairs one can go forward to the VIP or outboard to the Port Guest Cabin. Aft is the Laundry Center with a separate washer and dryer. Opposite to starboard is the Starboard Guest Cabin. All the way aft is the Master Cabin.

The sole is carpeted, the walls have cork wallpaper and overhead are four LED lights. Half columns in the corners add to the elegance of the area.

VIP Cabin

All the way forward is a queen size VIP Cabin with rope lights around the perimeter at two different heights and two drawers below the berth. The headboard is upholstered.

Two hull side birds eye maple shelves serve as nightstands. Above the shelf are four port and four starboard cherry cabinets with shelves between. A step either side of the berth gives easy access.

Aft on both sides is a two door half height cedar lined auto lit hanging locker with two drawers and a cabinet below. Aft to starboard is the entrance to the en suite Head. Aft to port is a 40" Samsung wall mounted LED TV coupled to a Samsung DVD player with an Apple TV.

Also in this cabin are four directional LED lights as reading lights, seven additional LED overhead lights, rope lighting at the valance and cabinet bases, two stereo speakers, a carpeted sole and digital AC control. The entrance door is aft and two steps down.

VIP Head

The VIP Head has a bow front vanity with two storage cabinets below and a marble countertop with a Kohler under mount china sink above. Above are two beveled edge

mirrored medicine cabinet doors.

The toilet is a Head Hunter Royal Flush model. The large stall shower has a clear tempered glass door, a seat, a handheld or wall mountable fixture, a light, an exhaust fan and an opening stainless steel porthole.

The sole of the Head is maple and cherry. The overhead is mirrored and has three LED light fixtures.

Port Twin Stateroom

Next aft is the Port Twin Stateroom. Upon entering outboard is a two door cedar lined auto lit hanging locker with four drawers and storage below. Aft are two twin berths with reading lights. A marble topped three drawer nightstand sits between the two berths. Both berths have three drawers each for storage below. Forward of the outboard berth is a movable wall mounted 31" Sony LED TV with an Apple TV and a two door cedar lined hanging locker with an auto lit four small drawers below. Forward of the twin berths is access to the cabin's Head with a two piece beveled edge dressing mirror fixed to the door. Above are six LED lights with rope lighting behind the crown molding as well as under the berths.

Port Guest Head

Immediately upon entering the Head is a Head Hunter Royal Flush model toilet inboard. Outboard there is a mirrored beveled edge two door medicine cabinet with a porthole behind. The vanity has a marble top with an under mount Kohler sink, two drawers and storage below and fore and aft mirrored panels. The sole is a cherry/maple wood. Inboard is a large stall shower with frameless glass door, wall mounted and a removable shower head as well as an exhaust fan and overhead light. Above are three LED lights, rope lighting and a mirrored ceiling.

Starboard Guest Cabin

Entering through aft end of stateroom immediately outboard is a double door cedar lined auto lit hanging locker with four drawers and storage below. Forward are two twin berths with reading lights and a nightstand between with a marble top and three drawers below. The outboard berth has three storage drawers below.

There is one porthole covered by sliding drapes above the outboard berth. Aft of the starboard berth is a 24" TV mounted on a swiveling bracket with an Apple TV. Aft in the cabin is access to the stateroom's Head, behind a door with a two piece beveled edge mirror. There are six overhead LED lights, as well as accent lighting behind the crown molding and below the berths.

Starboard Guest Head

Immediately upon entering the Head is a Head Hunter Royal Flush model toilet with a large mirror aft. Outboard there is a mirrored beveled edge two door medicine cabinet with a porthole behind. The vanity has a marble top with an under mount Kohler sink, two drawers and storage below. The sole is a cherry/maple wood. Inboard is a large stall shower with frameless glass door, wall mounted and a removable shower head as well as an exhaust fan and overhead light. Above are three LED lights, rope lighting and a mirrored ceiling.

Master Cabin

The after most cabin being the Master is in the widest and quietest part of the yacht.

Entering from the forward end, the king size island berth is on the aft bulkhead. There are four drawers below the berth with a padded headboard above set upon a cherry bulkhead.

Above are four directional LED reading lights in a soffit. Either side of the berth are free standing three drawer nightstands with granite countertops. Beveled mirror panels with sconce lights and half cherry columns flank the area above each nightstand.

On the starboard side of the cabin starting forward is a chest of seven burlwood maple drawers with a Marantz AV receiver, a Sony Blue Ray player, an Apple TV and a Direct TV HD receiver above. Further above is a second shelf and drawer, an opening stainless steel porthole behind full drapes and a stereo speaker.

Next aft is a full size double door, auto lit cedar hanging locker followed by a three shelf linen locker.

On the forward end of the cabin is a 40" Samsung LED TV on an articulating mount, the cabin's entrance door and the entrance into the private Master Head.

On the portside of the this cabin are a matching seven drawer birds eye maple dresser with full size hanging locker, auto lit and cedar lined, stereo speaker and a three shelf linen locker.

Also in this cabin is accent rope lighting below the berth and at the crown molding, a carpeted sole, a smoke alarm and digital AC controls.

Master Head

The Master Head has a cherry vanity with two cabinets and two drawers below a marble countertop with a china under mount sink. Three beveled mirror panels are above with the outboard two as medicine cabinets.

The toilet is a Head Hunter Royal Flush model.

The sole is maple and cherry. The stall shower has a clear tempered glass door and side light, a handheld and a ceiling mounted fixture, a light and an exhaust fan.

Also in the Head is a mirrored overhead, rope accent lighting and five LED light fixtures.

Foredeck

Teak over fiberglass deck
Textulene side & front covers for Galley windows(4)
Top access dunnage lockers behind seating
Varnish cap rail w/stainless steel handrail
Maxwell 3500 above deck horizontal dual gypsy chain windlass w/capstan on top, hydraulic rebuilt 2019(2)
Stainless steel thru bow anchor chutes(3)
Foot switches for windlass(2)
150 Lb. stainless steel plow anchors w/300' of ½" chain each (chain new 2019)
Chain management system
Anchor locker washdown spigot w/hose(2)
Deck access chain lockers
Low level courtesy lighting at Jacuzzi steps & side decks(6)
Overhead lights at forward brow(2)
Stereo speakers at bow
Port & starboard plugin engine controls
Completed in Dec. 2019 is a six person Nordic hot tub custom built into a rarely used round bow seating area. A hard spa cover allows this area to be used as a sun pad lounge as well. The modification is both pleasing and expertly executed with the entire build process fully documented.

Side Decks

Port & starboard wing doors
Teak over fiberglass decking(6)
Port, (6)
Starboard overhead halogen lights
Varnished cap rail w/stainless steel handrail(3)
Port, (3)
starboard spring line cleats
Ample freeing ports port & starboard
Port & starboard fueling station w/VDO fuel tank gauges
Starboard side 7 step Marquipt storage locker hides from view
Midship port & starboard hinged access doors
Frameless house side windows
Heavy duty solid stainless steel rub rail
Covers for varnished cap rail

Aft Deck

Teak over fiberglass decking
Starboard side entry steps from swim platform port & starboard with fold down decking
flip up aft wing stations w/electronic engine controls, tachometers, bow & stern thruster controls, start/stop switches & horn
Port & starboard large stainless steel Aft Deck mooring cleats
4 -5 Person C shaped settee w/storage below, removable cushions & cover
Port & starboard aft corner top loading

storage lockers
 Port & starboard inward hinged boarding gates
 Heavy 3 side stainless steel handrail over varnished cap rail
 Aft Deck bar w/U Line drink fridge, sink & storage cabinet
 (7) Overhead stainless steel grab rails
 (13) Overhead halogen lights
 (2) Overhead stereo speakers
 Counterbalanced sliding stainless steel entry door w/electric eye
 (8) Teak tread steps to Boat Deck w/step lights
 Safety rail & hinged cover at top of stairs
 Hinged lockable Crew/Engine Room door to starboard
 Aft Deck camera
 (2) Aft facing quartz lights from Aft Boat Deck
 New 24" Vizio LED TV in custom cabinet on the forward bulkhead

Swim Platform

Teak over fiberglass Integral swim platform. New teak on platform 2018
 (2) Heavy stainless steel hoop rails (2 more in storage)
 100 Amp Glendinning 220 volt starboard side cord reel
 Starboard side washdown locker
 Starboard side shower
 (2) Portholes into Crew Cabin
 Pantograph door into Crew/Engine Area
 Stern cleats
 Aft Deck hawse pipe w/rollers
 Underdeck center storage well
 (2) Large below deck lockers for spare props
 Low level courtesy lights
 (2) Spare props located in custom lockers in swim platform below deck

Boat Deck

Fiberglass nonskid decking
 Steel Head Marine 1500 lb. davit
 YRM tender cradles
 (4) Step vertical swim ladder
 Stainless steel rail around Boat Deck
 (2) Clamp on fishing rod holders
 (2) Large dunnage boxes for storage painted to match the boat, a cushion set with wedge turns these storage boxes into a great two person chaise lounge.
 6 Place rod storage holder storage on aft dunnage box
 8 Step floating ladder to Flybridge w/hinged cover
 Fiberglass cabinet for Gagenau grill
 Hinged door into Skylounge
 (6) Overhead lights on Boat Deck overhang
 EPIRB w/hydrostatic release
 Covered side decks around Skylounge/Pilothouse
 (3) Port, (3) starboard overhead lights on side decks
 (2) Stereo speakers
 Frameless Skylounge windows
 (2) Hinged Pilothouse doors
 Portuguese bridge w/(6) storage cabinets below
 Stainless steel handrail all around, above varnished cap rail
 (5) Panel Pilothouse windshield
 (5) Pantograph windshield wipers/washers
 (4) Overhead lights above brow at windshield
 (4) Low level deck lights
 Port & starboard plugin engine controls

Tender

Caribe 15' 2012 RIB tender with 70 HP Yamaha 4 stroke outboards
 Console steering
 Yamaha tach and speed gauges
 Ritchie bulkhead mount compass
 Hawekeye digital depth
 (4) Fiberglass step aboard pads
 West Marine VHF 12 volt accessory outlet
 Seats for (4) people
 Swim ladder
 Anchor & line
 Battery shutoff switch
 (2) Rod holders
 Dolphin fins on Yamaha
 Freshwater shower
 Tender cover

Flybridge Upper Deck

Hinged hatch
Stainless rail around aft perimeter (1) Rod holder
Stainless ladder to Coach Roof
Sub Zero fridge inside fiberglass cabinet(16) Overhead lights(12) LED low level courtesy lights
C Shaped settee w/storage below removable cushion & cover
C Shaped teak table(3) Captain's chairs, Stidd (refinished 1/20)(5) Place rod holders above(6) Grab rails overhead
Furuno RD30 GPS/depth multifunction at helm
Simrad AP25 autopilot at helm
Icom IC-M604 at helm
Maxwell windlass control at helm
Flir night vision control at helm
Carlisle & Finch Co. searchlight control at helm
American bow thruster control station for bow & stern thruster at helm(11) Analog VDO gauges
Bennett trim tab control
Port & starboard generator power indicator
Trac digital stabilizer control(2) Nauticomp displays 14" (updated to LED screens 2019)(4) Nauticomp control pads
MTU electronic throttle controls(2) 6 x 9 Speakers
Stereo volume knob
AC outlet
DC outlet
Port & starboard helm storage lockers
Stainless trim windshield (Venturi)
Danforth 6" compass magnetic
Helm cover
Kahlenberg horn control
Hardtop w/arch type support aft & stainless steel supports forward
Nonskid fiberglass decking

Coach Roof Equipment

Fiberglass radar mast (3) Stainless steel down lights at mast
International Nav lights(2) Aft facing quartz lights(2) Cell phone antennas(2) VHF Antennas(2) 30" KVH Sat domes
Viking 8 person life raft w/hydrostatic release
Revere Offshore 6 person life raft w/hydrostatic release
Tripple horn Kahlenberg
4' Furuno open array antenna, 64 mile range
4' Nobeltech open array radar, 48 mile range(4) GPS antennas
Airmar weather station
7 Step stainless ladder to Coach Roof
Pepwave wifi whole boat wifi system (w/(2) sim cards) w/(2) new antennas

Crew Area

Accessed from the starboard side, just forward of the Aft Deck through a doggable door and down seven teak tread steps is access to the Crew Suite.

The area was designed to be one large cabin for the crew. Forward and to port is a raised queen size berth with two steps giving easy access.

Aft is a single drawer nightstand. Above the berth is a single opening porthole behind drapes with a bookshelf and a Sony Blue Ray player and a Direct TV HD receiver.

Next aft is a full size cedar lined auto lit hanging locker.

Aft is a shelf with two portholes with drapes, a Vizio 32" LED TV, six drawers, four cabinets and a bookshelf.

Centerline four teak steps lead to a transom entry way.

Further outboard to starboard is the large private Crew Head.

Forward is an area meant to be a Crew Galley but is presently used mostly for storage.

There is a Corian countertop, stainless steel under mount sink, a Norcold under counter refrigerator, a Kenyon two burner cooktop and several lockers and drawers.

Also in this area are fourteen overhead LED lights, two stereo speakers, a carpet sole and storage under the raised berth.

Crew Head

Crew Head aft to starboard. There is a large bow front vanity with Corian countertop with Kohler under mount sink with one drawer and storage below. A two door medicine cabinet with storage and porthole is above. The toilet is a Head Hunter Royal Flush toilet.

The large stall shower has a clear frameless glass, four lights above with mirror overhead and large beveled edged mirror, with handheld or wall mounted shower head, opening porthole, exhaust fan and light above.

Engine Room

Expertly laid out and commissioned with top tier equipment, the Engine Room on MAGICAL DAYS looks just as good as the day it was launched! It must be seen!

Work benches over both generators
 Sea Recovery Aqua Whisper watermaker 1400 GPD (new membranes 2019)
 Head Hunter Tidal Wave toilet treatment system
 Alpha Laval MIB 3035-13 fuel centerfuge w/alarm
 Delta T dampered Engine Room ventilation w/(4) 220 volt blowers
 ABT Trac 300 stabilizer actuators w/9 square foot fins (2) 87 lb.
 Fireboy FE 241 fire suppression systems
 Large Groco sea strainers on main engines
 Access plates into fuel tanks for cleaning
 Stainless steel shrouded exhaust tubes
 Dual PTO's off transmission for stabilizer system
 Stainless steel covered engine stringers caps
 Bissell Garage wet/dry vacuum, wall mounted
 MTU blue line engine control system (4) GE Fuji soft starts for exhaust fans
 Separ 2000 10 MS main fuel filters
 Dual Racor 1000 fuel filters each engine w/vacuum gauges
 Dual Racor 500 fuel filter generator w/vacuum gauges
 Touch screen Delta T fan control system (2) CCTV cameras
 Sea Star hydraulic steering system
 Powder coated aluminum diamond plate sole
 Fluorescent AC Engine Room lighting
 Incandescent DC Engine Room lighting
 American Bow Thruster hydraulic tank with extensive filter system (2) Exhaust gas separators for generators (2) Head Hunter Mach 5 house water pumps (3) 60,000 BTU Cruiseair chillers (13) Cruiseair air handlers
 Cruiseair Temper Logic water control (3) Soft starts for AC compressors
 Expansion water tank for fresh water system
 Household

air compressor Sanitron Ultra violet water purifies tied to ship's water system
 ABT 38 HP hydraulic bow thruster
 ABT 38 HP hydraulic stern thruster
 Remote wired docking controls
 6 Point oil change system
 Overhead rod storage
 Steering & stabilizer cylinders (rebuilt 2019)
 Head Hunter tank sentry for fuel system
 Bennett trim tabs
 ZF 2.467 to 1 gear ratio transmissions
 Main holding tank 250 g
 Crew holding tank 50 g
 Grey water tank 150 g

MAGICAL DAYS is set up with trailing pumps on each transmission allowing for safe single engine passages further reducing full consumption.

Bottom section of keel is lead for stability. The keel extends below the props.

Electric

12/24 Volt DC electrical system
 120/240 Volt AC system single phase, 60 HZ (2) 33 KW Northern Lights 1800 RPM generator in sound shields
 Charles Iso Boost 1000 transformer
 Full generator gauge panels at Crew Cabin & Pilothouse
 (2) Analog volt, (4) Analog amp, (2) Analog frequency meters at crew panel
 (6) Sub panel main breakers at crew panel
 Digital generator switching panel
 (2) Digital, volt, amp, KW meters at crew panel
 Charles Industries 40 amp 24 volt starboard engine battery charger
 Charles Industries 40 amp 24 volt port engine battery charger
 Charles Industries 60 amp 24 volt house battery charger
 Charles Industries 20 amp 12 volt generator battery charger
 (4) Victron Energy 24 volt 50 amp inverter chargers
 Galley Area breaker panel w/(62) breaker protected 120V circuits
 Galley Area breaker panel w/(17) breaker protected 240V circuits
 Engine Room sub panel w/(22) 240V breaker protected circuits
 Engine Room sub panel w/(22) 1100V breaker protected circuits
 Battery parallel system
 Salon sub panel w/(28) breaker protected 24V circuits
 Salon sub panel w/(8) breaker protected 240V circuits
 Salon sub panel w/(20) breaker protected 120V circuits
 Main electrical/switching panel in Crew Cabin built by Atlas Marine Systems, USA
 (4) 8D engine starting batteries (new 2019)
 (2) 8D house batteries (new 2018)

Other

Speed/fuel consumption/range: Max 19 knots 140 GPH @ 2400 RPM gives a range of 380 miles
 Cruise 14 knots 70 GPH @ 1900 RPM gives a range of 560 miles
 Economical 10 knots 22 GPH @ 1200 RPM gives a range of 1268 miles

Generators burn 50 gallons per day - per generator

Remarks

MAGICAL DAYS is a rare find. A true Tri Deck plus Flybridge is not normally found within

the 87' size range. The benefits in additional space is quite impressive. She offers full walk around decks on two levels, various outdoor seating options and a high level of interior joinery for her four en suite cabin layout. The new Foredeck Jacuzzi adds a new dimension and area to a yacht full of both indoor and outdoor unique spaces.

MAGICAL DAYS compares in space and amenities to much larger vessels. Her build spec was extensive and her annual ongoing maintenance is first class and evident upon inspection.

MAGICAL DAYS has safely traversed thousands of miles in style and in comfort.

Exclusions

While every effort was made to list all pertinent included equipment aboard MAGICAL DAYS, there are some personal belongings aboard. Prospective purchasers should assume any item not specifically mentioned herein will not convey at closing.

Disclaimer

The Company offers the details of this vessel in good faith but cannot guarantee or warrant the accuracy of this information nor warrant the condition of the vessel. A buyer should instruct his agents, or his surveyors, to investigate such details as the buyer desires validated. This vessel is offered subject to prior sale, price change, or withdrawal without notice.

Исключения

При продаже яхты исключаются личные вещи владельца.

Отказ от ответственности


Компания предоставляет описание судна или яхты добросовестно, но не может гарантировать точность этой информации, а также не ручается за техническое состояние. Покупатель должен проинструктировать своих агентов или оценщиков исследовать представленную информацию более подробно, по собственному желанию. Продажа судна или яхты, изменение цены или снятие с продажи будет происходить без предварительного уведомления.

ФОТОГРАФИИ


Salon Looking Aft



Salon Looking to Port




Salon Looking to Starboard




Dining Area Looking Forward




Dining Area Looking Aft




Galley



Galley Looking to Port



Galley Looking to Port



Galley Looking Aft to Port



Galley Refrigeration



Skylounge Stairs



Skylounge Looking Forward



Skylounge Day Head



Pilothouse Looking Aft to Skylounge



Skylounge Looking Aft



Pilothouse Area



Pilothouse Settee



Pilothouse



Helm Area



Accommodation Foyer



VIP Looking Forward



VIP Looking Aft



VIP Head



Port Guest Cabin



Port Guest Cabin



Port Guest Cabin Looking Forward



Port Guest Cabin Head



Starboard Guest Cabin




Starboard Guest Cabin




Starboard Guest Cabin



Starboard Guest Cabin Looking Aft



Starboard Guest Head



Master Looking Aft



Master Looking to Port




Master Looking Forward




Master Head




Starboard Side Deck Looking Aft



Portside Deck Looking Aft



Aft Deck



Boat Deck



New Bow Hot Tub




New Bow Hot Tub




Flybridge Helm




Crew Area




Crew Area




Crew Area




Crew Area



Crew Area




Crew Area



Crew Galley




Engine Room



Port Engine




Starboard Engine



Port Stabilizer



Starboard Stabilizer



Chillers




Fuel System



Toilet Treatment System




Hydraulic System



At Anchor




Alternate Profile



Stern Quarter



Hot Tub Sun Pad



Alternate Profile




At Anchor



Evening




Sunset



Sunset



Layout



КОНТАКТЫ

Андрей Шестаков (Andrey Shestakov) – ведущий яхтенный брокер отдела продаж яхт и судов компании Shestakov Yacht Sales Inc. Официальный представитель Shestakov Yacht Sales Inc. для русскоговорящих клиентов в центральном офисе компании в Майами/Форт Лодердейл/Флорида/США.

Контактная информация

Email: **andrey@shestakovyachtsales.com**

Web: shestakovyachtsales.com

Телефоны

Краснодарский край: **+7(918)465-66-44**

США, Майами, Флорида: **+1(954)274-4435**

Время работы

Понедельник – Суббота: **9:00 - 21:00** EDT

Воскресенье: **Закрето**

Адрес



Harbour Towne Marina, 850 NE 3rd St, STE 213, Dania, FL 33004