

OUTBACK 50 — OUTBACK YACHTS



Builder: [Outback Yachts](#)

Year Built: 2019

Model: Motor Yacht

Price: PRICE ON APPLICATION

Location: United States

LOA: 56' 0" (17.07m)

Beam: 15' 6" (4.72m)

Cruise Speed: 20 Kts. (23 MPH)

Max Speed: 24 Kts. (28 MPH)

Our experienced yacht broker, Andrey Shestakov, will help you choose and buy a yacht that best suits your needs **Outback 50 — Outback Yachts** from our catalogue. Presently, at Shestakov Yacht Sales Inc., we have a wide variety of yachts available on our sale's list. We also work in close contact with all the big yacht manufacturers from all over the world.

If you would like to buy a yacht **Outback 50 — Outback Yachts** or would like help answering any questions concerning purchasing, selling or chartering a yacht, please call **+1(954)274-4435**

TABLE OF CONTENTS

| | |
|---|----|
| TABLE OF CONTENTS | 2 |
| SPECIFICATIONS | 4 |
| Overview | 4 |
| Basic Information | 4 |
| Dimensions | 4 |
| Speed, Capacities and Weight | 4 |
| Accommodations | 5 |
| Hull and Deck Information | 5 |
| Engine Information | 5 |
| DETAILED INFORMATION | 6 |
| Overview | 6 |
| Hull, Superstructure and Main Deck Construction | 6 |
| Propulsion | 6 |
| Electronics | 7 |
| Plumbing and Piping Systems | 7 |
| Electrical | 7 |
| Deck Fittings and Equipment | 8 |
| Flybridge | 8 |
| Infinity Deck | 8 |
| Helm Stations | 8 |
| Salon | 9 |
| Galley | 9 |
| Master Stateroom | 9 |
| Master Head | 9 |
| Guest Staterooms (2) | 9 |
| Guest Head | 9 |
| Comments | 10 |
| Exclusions | 10 |

| | |
|--|----|
| Disclaimer | 10 |
| PHOTOS | 11 |
| Versatility, Comfort, and Performance | 11 |
| Quiet, Smooth, and Efficient | 11 |
| The Picnic Boat Redefined | 11 |
| Become One With the Sea | 11 |
| The Best Vistas...Outside or In | 11 |
| A True Owner's Galley | 12 |
| Easy Single-Handed Docking | 12 |
| Modern Materials Minimize Maintenance | 12 |
| Available in Two or Three Staterooms | 13 |
| We Can Customize Your Accommodations | 13 |
| Numerous Options Available on F/B Deck | 13 |
| Infinity Deck Can Accommodate a 16' Tender | 14 |
| Servicing Reliable Shaft Power a Breeze | 14 |
| Become One With the Sea | 14 |
| Your Next Adventure Awaits You | 15 |
| Outback50 ExtendedDeckhouseResized | 15 |
| Outback50 InfinityDeckResized | 15 |
| CONTACTS | 16 |
| Contact details | 16 |
| Telephones | 16 |
| Office hours | 16 |
| Address | 16 |

SPECIFICATIONS

Overview

She has the deck space of a 70 footer, the performance and seaworthiness of a pilot boat and the comfortable accommodations you expect from a 50 footer. Plus, she provides the docking simplicity of a center console...Available and two models, the Infinity Deck and the Extended Deckhouse, we designed the Outback 50 for maximum comfort, performance, and enjoyment. Both models feature an open transom with a standard removable security railing that transforms the cockpit into a true "infinity deck." And both models are available in two stateroom configurations suitable for couples, families, or onboard guests.

Basic Information

Category: Motor Yacht

Model Year: 2020

Year Built: 2019

Country: United States

Vessel Top: Open

Dimensions

LOA: 56' 0" (17.07m)

LOD: 53' 11" (16.43m)

Beam: 15' 6" (4.72m)

Speed, Capacities and Weight

Cruise Speed: 20 Kts. (23 MPH)

Cruise Speed Range: 1000

Max Speed: 24 Kts. (28 MPH)

Displacement: 40000 Pounds

Water Capacity: 150 Gallons

Holding Tank: 40 Gallons

Fuel Capacity: 550 Gallons

Accommodations

Total Cabins: 3

Sleeps: 6

Total Heads: 2

Hull and Deck Information

Hull Material: Fiberglass

Engine Information

Engines: 2

Manufacturer: Cummins

Model: QSM 6.7 SL

Engine Type: Inboard

Fuel Type: Diesel

DETAILED INFORMATION

Overview

Our flagship Outback 50 completely re-defines recreational yachting. With more deck space than any yacht in her class, the Outback 50 offers the ultimate experience in outdoor living. An elegant yet modest interior extends naturally from the aft deck, providing expansive views and emphasizing comfort and easy living. She has the deck space of a 70 footer, the performance and seaworthiness of a pilot boat and the comfortable accommodations you expect from a 50 footer. Plus, she provides the docking simplicity of a center console. Available in two models, the Infinity Deck and the Extended Deckhouse, we designed the Outback 50 for maximum comfort, performance and enjoyment. Both models feature an open transom with a standard removable security railing that transforms the cockpit into a true “infinity deck.” And both models are available in two, or three stateroom configurations...suitable for couples, families, or onboard guests. This unique Michael Peters design has a draft of only 3 feet, including a keel to protect the props and rudders. Plus, the engines are placed under the aft deck, rather than under the salon sole. Her conventional straight shaft drive eliminates the complexity of the IPS or V drive alternatives, and has a much shorter length shaft than other conventional drive vessels. The fuel and water are positioned over the center of buoyancy, so the trim is never affected by your fluid levels, and all that weight is concentrated where it benefits performance the most. This arrangement creates a smooth, quiet and comfortable ride. The Outback 50 is also extremely economical, requiring only 500 total hp to push her to 20 knots. She has a range in excess of 1200 miles at trawler speeds. Whether you're out on the water for the day, a weekend adventure, or a longer offshore cruise, the revolutionary Outback 50 offers endless possibilities.

Hull, Superstructure and Main Deck Construction

o Hull topsides and superstructure in general are foam cored FRP composite, with outer layers utilizing vinyl ester resins and E-glass reinforcements throughout the structure. o Hull is solid FRP laminate below the waterline and form cored FRP above. o All molded FRP parts are finished with high gloss Cook 941 gelcoat. High density foam or solid laminates are used in areas of concentrated loads from hardware mounting. o Molded propeller tunnels are recessed into hull reducing draft and shaft angle. o Main deck is fully cored with flat & cambered sections with transverse & longitudinal support of girders & “hat section” stiffeners.

Propulsion

o Twin Cummins QSB 6.7 SLo SidePower 24V stern thruster with proportional speed control. o Integrated fresh water heat exchanger cooling system. o 4 blade bronze propellers. o Aquamet #19 propeller shaft. o Tides Marine dripless shaft seal. o Tides Marine dripless rudder seal. o Groco raw water intake strainers & thru hull. o Engine room blower & vent ducts. o Engine room floor with FRP non-skid sole. o Gloss white engine room. o Fully insulated sound damping material.

Anti-vibration mounts on engine stringers
Teleflex BA-200 hydraulic steering system (2)
station o Zip Wake trim tabs with gyro to maintain proper trim and reduce roll

Electronics

(2) Garmin GPSMAP 8616 chart plotter/sonar combo 16" at pilothouse helm

(1) Garmin GPSMAP 8616 chart plotter/sonar combo 17" at flybridge helm

Garmin Reactor 40 Autopilot w/smart pump v2

Garmin GMR Phantom 18 inch 40 W solid state Radar

Garmin VHF 110 radio 25 W At pilothouse helm with remote at flybridge helm

Plumbing and Piping Systems

o Installation is neat and accessible and clearly labeled
o (1) 550-gallon aluminum fuel tank forward of E/R bulkhead
o (2) 2" fill lines. One port and one starboard
o Site gage on fuel tank
o (2) Racor fuel filters
o (4) Seaflo 24V bilge pumps with 3-way switches and Ultra float switches
o Beckson manual bilge pump
o (2) SS 75-gallon water tanks located at sole.
o Crossover with shutoff valves for filling tanks
o 150 gallons total
o Jabsco Par Max 4" 24V fresh water pump
o (2) Jabsco accumulator tanks
o Seaward F1100 galvanized steel 120V water heater
o Trionic 14.5 gal 24V sump tank for head sinks & showers
o 40-gallon black water tank
o Sealand T series 24V discharge pump for holding tank
o Sealand Tank Watch 4 depth indicator
o Jabsco seawater deck wash pump
o (3) Freshwater hose coils at bow, stern and flybridge
o Whale Twist Deck shower at transom

Electrical

o Northern Lights 12kw generator with sound shield
o Remote start/stop panel for generator at lower helm
o Gas/water separator muffler for quiet generator operation
o AC/DC main control panel located near lower helm
o (4) Mastervolt AGM batteries for house system
o (2) Mastervolt AGM for engine start
o Mastervolt converter 24/12-24
o (2) Marinc shorepower outlets 50 amp/110v/220v
o Promariner galvanic isolator and bonding system
o Mastervolt "Battery Mate" isolator
o Mastervolt Chargemaster Plus 24V/60 for house service
o Mastervolt Chargemaster 12V/35 for engine batteries
o Kraus & Naimer transfer switch for forward or aft shorepower
o 110 V outlets throughout accommodations, flybridge, infinity deck and engine room
o GFCI protected, and waterproof at exterior outlets.
o 24 Volt house system
o LED lighting throughout with dimmers
o Effective lighting in all machinery and storage spaces
o Main deck safety lighting
o (24) Exterior overhead Infinity deck lighting
o (5) Hella LED navigation lights –o US compliant
o Dometic Marine Air reverse cycle air conditioning and heating system.
o (2) remote mount compressors with 3 air handlers.

Deck Fittings and Equipment

o YRM 750# lifting capacity davit 9'10" Gala A300L Center console inflatable with 20 hp Toshiba with electric start, power trim, and power tilt
 o Muir Windlass VRC1250 24v with 2 station controls and SS chain stopper
 o 50' ACCO BBB galvanized chain with 300' 5/8" nylon anchor line
 o Bruce style 66 lb. anchor
 o Molded FRP pulpit with SS anchor channel and roller
 o (4) 12" SS mooring cleat
 o (2) 15" SS mooring cleats at transom
 o (1) 8" SS mooring cleat on platform for snubber line
 o (2) SS Hawse holes located midship
 o (2) SS chocks in way of forward mooring cleat
 o Aluminum mast (white powder coat) on flybridge. Hinged to lower bridge clearance
 o (3) Exalto wiper/washer system with speed control

Flybridge

o L – shaped lounge, upholstered
 o Molded FRP helm console
 o Todd Marine helm chair with slider assembly
 o (2) 3" SS stanchions for boat deck support
 o Structural lamination for future davit
 o SS 1 1/4" safety rails port and starboard
 o SS 1 1/4" safety rail surrounding ladder to Infinity deck
 o Tinted Plexiglass venturi screen
 o FRP dining table with (2) SS posts
 o Hinging Navigation mast. Powder coated aluminum

Infinity Deck

o (1) Large engine room access hatch with dual ram electric hydraulic lift
 o (1) Quick access engine room hatch with ladder
 o (1) Large generator room access hatch with dual ram electric hydraulic lift
 o (1) Lazarette access hatch
 o Hatches drain to waterline
 o Flexiteek decking for entire deck and swim platform (owner selection)
 o SS retractable ladder to flybridge with teak stair tread
 o Port and starboard FRP bench seats with lift top storage
 o SS (3) piece transom railing system with multiple configurations
 o SS retractable swim ladder with cover on platform
 o (2) Pop up SS cleats on platform
 o SS 1 1/4" safety handrail from Infinity deck to bow
 o LED overhead lighting
 o LED deck safety lighting

Helm Stations

LOWER HELM:
 o Sliding access door to starboard side deck
 o Dual Cummins engine monitoring system
 o Twin Lever Shift & Throttle Control (EVC-E)
 o Triple windshield wipers w/ multiple speed settings
 o Windshield washers plumbed from the freshwater system
 o Ritchie SS 2000 compass
 o Switch controls for horn, running lights, anchor light, engine room blowers, & bilge pump
 o Custom SS spoke steering wheel
 o Upholstered bench seat with SS adjustable bolster
 o SS footers
 FLYBRIDGE HELM:
 o Cummins engine monitoring system
 o Twin Lever Shift & Throttle Control
 o Ritchie SS 2000 compass
 o Switch controls for horn, running lights, anchor light, engine room blowers, & bilge pump
 o Custom SS spoke steering wheel
 o Port and starboard lift top gear storage
 o Todd Marine white helm chair with slider assembly

Salon

o “L” settee with storage o 5” foam cushions, with storage under o Hi-low dining/cocktail table with removable leaf o Entertainment center with 40” Samsung LED TV with lift o Sound deadening, soft headliner panel o Storage cabinet o Hinged stainless steel door to cockpit o Breaker panel o Deep chart table forward of L-settee seat port

Galley

o Beautiful galley with amazing views. o Solid grey engineered surface countertop. o Stainless steel under mount sink with cover o Vitrefrigo refrigerator o Kenyon 3 burner cooktop o Microwave oven with stainless steel face o Drawers and storage lockers below the counter. o Built-in waste basket. o Opening window

Master Stateroom

o Island queen berth with 9” foam mattress with laminated teak trim o White planked cabin sides with open shelving o (2) Manship SS opening portlight o Manship SS overhead hatch o (2) BCM Catalina LED polished reading light o Cherry hull ceiling o Drawers under berth and in bulkhead aft of berth o Hanging locker o Shelf locker o Carpeted sole o Sound deadening soft headliner panels

Master Head

o Private access from master stateroom o All molded FRP head o Porcelain raised style sink o Satin finish teak laminate cabinet below sink o Opening portlight on side o Upper mirrored medicine cabinet o Circular stall shower with clear enclosure o Overhead hatch o Rule DC ventilation blowers o Stainless steel towel bar o Full height mirror on head door o Moen faucets for sink/shower o Tecma head

Guest Staterooms (2)

o Twin side by side berths in each cabin with nightstand and engineered countertop o 6” foam mattresses and laminated teak trim berth o LED Catalina reading light o Modern vinyl ceilings with LED lighting o Drawer/storage under berth o Storage lockers, drawers and shelves o Combo white plank paneling and teak veneer side o Carpeted sole with access to head ensuite or from companionway o (2) Port lights in each stateroom

Guest Head

o All molded FRP head o Porcelain raised style sink o Satin finish teak laminate cabinet below

sinko Opening portlight on sideo Upper mirrored medicine cabineto Circular stall shower with clear enclosureo Overhead hatcho Rule DC ventilation blowero Stainless steel towel barso Moen faucets for sink/showero Tecma head

Comments

Actually 56 feet in length this is the first Outback available on the Brokerage market. She's being sold as a dealer demo (never titled) with remaining warranties. Owned by the East Coast Outback Yachts distributor, she is in many ways better than new.

The Outback 50 has the deck space of a 70 footer, the performance and sea worthiness of a pilot boat and the comfortable accommodations you expect from a 50 foot motoryacht. Plus, she provides docking simplicity of a center console. Designed by the world renowned yacht design team, Michael Peters Yacht Design, no other power boat in this size range could match the performance of the Outback 50. She features an open transom with removable security rails that transforms the cockpit into a true "infinity deck".

She is equipped with a 12 KW Northern Lights generator and a full complement of Garmin Electronics at both the lower helm as well as flybridge helm. To learn more about this unique vessel we suggest you visit the Outback Yachts website.

Exclusions

Owner's personal belongings.

Disclaimer

The Company offers the details of this vessel or yacht in good faith but cannot guarantee or warrant the accuracy of this information nor warrant the condition of the vessel. A buyer should instruct his representatives, agents, or his surveyors, to investigate such details as the buyer desires validated. This vessel or yacht is offered subject to prior sale, price change, or withdrawal without notice.

PHOTOS

Versatility, Comfort, and Performance



Quiet, Smooth, and Efficient



The Picnic Boat Redefined



Become One With the Sea




The Best Vistas...Outside or In




A True Owner's Galley



Easy Single-Handed Docking



Modern Materials Minimize Maintenance



Available in Two or Three Staterooms



We Can Customize Your Accommodations



Numerous Options Available on F/B Deck




Infinity Deck Can Accommodate a 16' Tender



Servicing Reliable Shaft Power a Breeze



Become One With the Sea



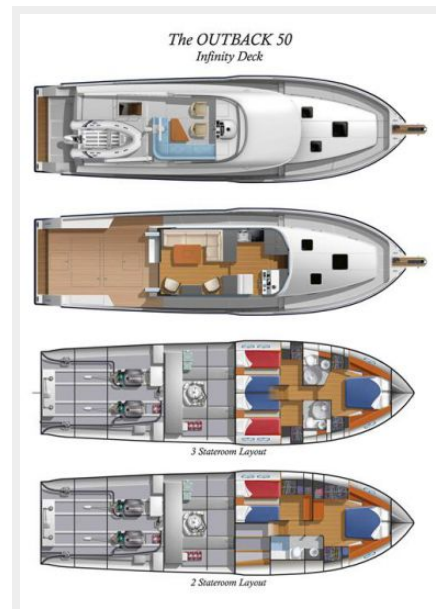
Your Next Adventure Awaits You



Outback50 ExtendedDeckhouseResized



Outback50 InfinityDeckResized



CONTACTS

Andrey Shestakov, leading yacht broker of the sales department of Shestakov Yacht Sales Inc. Shestakov Yacht Sales Inc., the official representative of the Miami/Fort Lauderdale FL headquarters.

Contact details

Email: andrey@shestakovyachtsales.com

Web: shestakovyachtsales.com/en/

Telephones

USA: +1(954)274-4435

Office hours

Monday – Saturday: **9:00 - 21:00** EDT

Sunday: **closed**

Address



Harbour Towne Marina, 850 NE 3rd St,
STE 213, Dania, FL 33004