

SUPEARLATIVE — PEARL MOTOR YACHTS



Builder: PEARL MOTOR YACHTS

Year Built: 2012

Model: Motor Yacht

Price: PRICE ON APPLICATION

Location: United States

LOA: 60' 0" (18.29m)

Beam: 16' 4" (4.98m)

Max Draft: 5' 0" (1.52m)

Cruise Speed: 26 Kts. (30 MPH)

Max Speed: 32 Kts. (37 MPH)

Our experienced yacht broker, Andrey Shestakov, will help you choose and buy a yacht that best suits your needs **Supearlative — PEARL MOTOR YACHTS** from **our catalogue**. Presently, at **Shestakov Yacht Sales Inc.**, we have a wide variety of yachts available on **our sale's list**. We also work in close contact with all the big **yacht manufacturers** from all over the world.

If you would like to buy a yacht **Supearlative — PEARL MOTOR YACHTS** or would like help answering any questions concerning purchasing, selling or chartering a yacht, please call **+1(954)274-4435**

TABLE OF CONTENTS

TABLE OF CONTENTS	2
SPECIFICATIONS	5
Overview	5
Basic Information	5
Dimensions	5
Speed, Capacities and Weight	5
Accommodations	5
Hull and Deck Information	5
Engine Information	6
DETAILED INFORMATION	7
Principal Features	7
Deck	7
Stainless Steel Fittings	7
Aft Cockpit	8
Upper Helm and Flybridge	8
Salon	8
Salon Helm	9
Galley and Appliances	9
Master Aft Stateroom	9
En Suite Master	10
VIP Forward Stateroom	10
Port and Starboard Guest Staterooms	10
Forward Guest Heads	10
Mechanical	11
Safety Equipment	11
Exclusions	11
Disclaimer	12
PHOTOS	13

7355010_20200206084610010_1_XLARGE	13
7355010_20200203083841317_1_XLARGE	13
3900215_20120418103622_2_XLARGE	13
3900215_20120418103515_4_XLARGE	13
3900215_20120418103622_1_XLARGE	13
7355010_20200203083837802_1_XLARGE	13
7355010_20200203083838918_1_XLARGE	13
3900215_20120418103516_2_XLARGE	13
7355010_20200203083835488_1_XLARGE	14
7355010_20200203083840081_1_XLARGE	14
7355010_20200203082827613_1_XLARGE	14
7355010_20200203083836607_1_XLARGE	14
7355010_20200203083834629_1_XLARGE	14
7355010_20200206084609388_1_XLARGE	14
3900215_20120418103621_3_XLARGE	14
3900215_20120418103515_3_XLARGE	14
7355010_20200203082826556_1_XLARGE	15
7355010_20200203083833770_1_XLARGE	15
7355010_20200203082825379_1_XLARGE	15
3900215_20120418103621_4_XLARGE	15
7355010_20200203083828777_1_XLARGE	15
7355010_20200203083816257_1_XLARGE	15
7355010_20200203082824457_1_XLARGE	15
7355010_20200203082823517_1_XLARGE	15
7355010_20200203083806157_1_XLARGE	16
7355010_20200203083807906_1_XLARGE	16
7355010_20200203083810807_1_XLARGE	16
7355010_20200203083809463_1_XLARGE	16
3900215_20120418103858_1_XLARGE	16

7355010_20200203083814120_1_XLARGE	16
7355010_20200203083812333_1_XLARGE	16
7355010_20200203083817760_1_XLARGE	16
7355010_20200203082822165_1_XLARGE	17
7355010_20200204074830425_1_XLARGE	17
7355010_20200204074823173_1_XLARGE	17
7355010_20200203083844861_1_XLARGE	17
7355010_20200203083825286_1_XLARGE	17
7355010_20200206084610542_1_XLARGE	17
7355010_20200203083823761_1_XLARGE	17
7355010_20200203083843389_1_XLARGE	17
7355010_20200203083819487_1_XLARGE	18
7355010_20200203083821194_1_XLARGE	18
7355010_20200203083822247_1_XLARGE	18
7355010_20200204114948283_1_XLARGE	18
7355010_20200204114948916_1_XLARGE	18
7355010_20200204114949484_1_XLARGE	18
7355010_20200204114949991_1_XLARGE	18
7355010_20200203083802476_1_XLARGE	18
7355010_20200203083759045_1_XLARGE	19
7355010_20200204074826736_1_XLARGE	19
CONTACTS	20
Contact details	20
Telephones	20
Office hours	20
Address	20

SPECIFICATIONS

Overview

"Supearlative" a 2012 Pearl 60 exudes style and sophistication. The stunning interior is finished in American walnut joinery with black granite and Avonite surfaces, contemporary fittings and almond leather upholstery. This luxury aft cabin motor yacht is remarkably spacious with four lavish cabins and exhilarating performance. Her power comes from 2 Volvo Penta D13 800hp engines producing a top speed of 32 knots.

Basic Information

Category: Motor Yacht

Sub Category: Flybridge

Model Year: 2012

Year Built: 2012

Country: United States

Fly Bridge: Yes

Dimensions

LOA: 60' 0" (18.29m)

Beam: 16' 4" (4.98m)

Max Draft: 5' 0" (1.52m)

Speed, Capacities and Weight

Cruise Speed: 26 Kts. (30 MPH)

Max Speed: 32 Kts. (37 MPH)

Water Capacity: 154 Gallons

Fuel Capacity: 616 Gallons

Accommodations

Total Cabins: 4

Total Berths: 6

Sleeps: 8

Total Heads: 3

Hull and Deck Information

Hull Material: Fiberglass

Engine Information

Engines: 2

Manufacturer: Volvo Penta

Model: D13

Engine Type: Inboard

Fuel Type: Diesel

DETAILED INFORMATION

Principal Features

- Contemporary American Walnut Joinery
- Asea AC converter Model AC12
- 13KW Generator
- Bow Thruster 9hp
- Stern Thruster
- Gamin Series Chart Plotter, radar and GPS
- 32" LCD TV
- Leather Upholstery in Salon and Flybridge Bimini
- Fixed Solid Teak Aft Deck Table
- Dual Station Garmin Colour
- Dishwasher
- Flybridge tonneau cover
- Electronic engine controls

Deck

- Hydraulically operated bathing platform
- Electrically operated aft deck sunroof system
- Teak laid aft deck and bathing platform
- Moulded non-slip deck with recessed area for coach roof sun cushions
- Fitted heavy duty stainless steel rubbing strake with white nylon carrier
- Hot and cold transom shower
- Water and fuel fillers
- Full set of IMCO navigation lights

Stainless Steel Fittings

- Twin rail pulpit
- Flybridge hand rails
- Electric anchor winch
- Stainless steel 30kg bruce anchor with 60m chain
- Stainless steel bow roller for automatic launch and recovery
- Hydraulic remote control passarelle
- Twin stainless steel bow and stern cleats
- Twin midship and platform cleats
- Heavy duty forward fairleads
- Heavy duty aft fairleads
- Bathing ladder
- Stainless steel horn

Aft Cockpit

- Cushioned seating incorporating storage lockers
- Teak laid steps to flybridge and bathing platform
- Recessed high and low level waterproof lighting
- Manual bilge pumps
- Twin cockpit doors
- Hinged dodger lids containing capstan mooring winches, cleats and fender bins
- Hinged locker containing fuel shut-off levers, fire extinguishers and engine room fire extinguisher override.

Upper Helm and Flybridge

- Twin helm seat w/ cup holders
- Laminated high gloss instrument panel and carbon fiber steering wheel
- Hydraulic steering
- Cableless electronics single lever engine controls
- Full engine instrumentation autopilot Garmin GHC 10
- Digital speed and depth gauges - depth - Garmin GMI 10
- VHF radio
- Controls for trim tabs, anchor winch and Jepsco searchlight
- Switches for bilge pumps, horn and navigation lights
- High speed magnetic Ritchie compass
- Upholstered seating area with storage
- Stainless steel framed smoked acrylic wind deflector
- Waterproof speakers for hi-fi system with remote control for Sony system
- Helm position indicator
- Foldaway table
- Barbecue and sink unit with drink Vitrifrido fridge below
- Twin Garmin GPS map 5012 Displays
- Bow/ Stern thruster controls
- Yacht controller

Salon

- Electrically operated stainless steel framed patio door to aft deck
- Entrance stairway with acrylic handrail and step treads
- U shaped settee with low level coffee table
- Halogen lighting incorporated into suede-lines ceiling panels
- Fitted CD/radio with concealed speakers
- Electrically operated forward side windows
- Bonded windscreen and windows
- Electrical control panel including controls for AC/DC and generator
- Semicircular dinette seating area and fixed table

- Wood slat blinds fitted to aft salon windows
- Sony Bravia rise/fall flat screen TV

Salon Helm

- Electric side windows
- Twin helm seat
- Generator start/stop switch
- Laminated high glass instrument panel and carbon fiber steering wheel
- Hydraulic carbon fiber steering wheel
- Cableless electronic single lever engine controls
- Full Volvo engine instrumentation
- Digital speed and Garmin GMI 10 depth gauges
- VHF radio Garmin GHS 10i
- Controls for trim tabs, anchor, winch and bow thruster/stern thruster
- Switches for windscreen wipers, bilge pumps, horn and navigation lights
- High speed magnetic compass
- Helm position indicator
- Garmin GPS map 5012
- Autopilot Garmin GHC 10
- Sony stereo

Galley and Appliances

- Comprehensively fitted galley
- Integrated four-plate halogen stove top with combination Neff microwave/conventional oven and electric grill
- Domestic fridge freezer
- Dedicated crockery and cutlery storage
- Uniquely designed built-in storage cupboards and drawers
- Sink and drainer with hot and cold mixer tap
- Concealed lighting
- Extractor fan
- Pearl crockery and cutlery set
- Neff dishwasher

Master Aft Stateroom

- 6'6" x 5'6" bed with fully sprung mattress
- Halogen lighting
- Twin reading lights

- Dressing table
- Twin hanging wardrobe
- Seating area
- Opening escape hatch to aft deck
- High level air-conditioning soffit
- Stainless steel opening portholes with fly screens and blinds
- Mirrors

En Suite Master

- Fitted electric marine toilet
- Wash basin with mixer taps and storage cupboard below
- Separate shower with acrylic door and automatic pump-out
- Extractor fan
- Mirror
- Stainless steel opening porthole with blind

VIP Forward Stateroom

- Double bed with fully sprung mattress with storage below
- Halogen lighting
- Twin reading lights
- Twin hanging wardrobe
- Side vanity units
- High level air-conditioning soffit
- Opening deck hatch and stainless steel portholes with flyscreen and blind
- Forward bulkhead mirror

Port and Starboard Guest Staterooms

- Two single berths
- Halogen lighting and individual reading lights
- Shelved storage cupboard
- Neff combo washer/dryer (starboard cabin only)
- Stainless steel opening porthole with flyscreen and blind
- Bedside unit with storage drawers
- Mirror

Forward Guest Heads

- Fitted electric marine toilet

- Wash basin with mixer taps and storage cupboard below
- Separate shower with acrylic door and automatic pump-out
- Extractor fan
- Stainless steel opening porthole with flyscreen and blind
- Mirrored cabinet
- Halogen lighting

Mechanical

- Soundproofed engine bay with high power extractor fans
- Water-cooled exhaust with underwater outlets
- Integrally bonded fore and aft bulkheads
- P brackets and four-blade propellers constructed from nickel aluminum bronze
- Balanced rudders
- Cathodic protection
- Stern gear engines, tanks are electrically bonded

- 700 liters capacity water tanks including calorifier
- Automatic pressurized water system with pump and filter
- Water tank contents gauge
- Holding tanks with contents gauges and pump-out from deck outlet or through hull
- Single skin fitting water outlet system

- Twin enamelled aluminum fuel tanks total capacity 2800 liters
- High capacity water separators and fuel filters
- Emergency fuel shut-off levers in aft cockpit

- 13 KVA generator providing 240v supply
- Polarity check system, power points in aft stateroom, salon, galley, forward stateroom and forward guest cabins
- 220/240v shore power supply

Safety Equipment

- Automatic fire extinguishers in engine and generator room with auto shut down and alarm indicator panel on helm position

- Hand-operated fire extinguishers in all cabins, galley and on deck
- Automatic bilge pumps with manual override in forward bilge, aft bilge and engine room
- Externally operated manual bilge pumps in aft cockpit

Exclusions



Owner's personal belongings.

Disclaimer



The Company offers the details of this vessel or yacht in good faith but cannot guarantee or warrant the accuracy of this information nor warrant the condition of the vessel. A buyer should instruct his representatives, agents, or his surveyors, to investigate such details as the buyer desires validated. This vessel or yacht is offered subject to prior sale, price change, or withdrawal without notice.

PHOTOS


7355010_20200206084610010_1_XLARGE 7355010_20200203083841317_1_XLARGE




3900215_20120418103622_2_XLARGE 3900215_20120418103515_4_XLARGE



3900215_20120418103622_1_XLARGE 7355010_20200203083837802_1_XLARGE




7355010_20200203083838918_1_XLARGE 3900215_20120418103516_2_XLARGE





7355010_20200203083835488_1_XLARGE 7355010_20200203083840081_1_XLARGE



7355010_20200203082827613_1_XLARGE 7355010_20200203083836607_1_XLARGE





7355010_20200203083834629_1_XLARGE 7355010_20200206084609388_1_XLARGE




3900215_20120418103621_3_XLARGE


3900215_20120418103515_3_XLARGE




7355010_20200203082826556_1_XLARGE 7355010_20200203083833770_1_XLARGE





7355010_20200203082825379_1_XLARGE 3900215_20120418103621_4_XLARGE



7355010_20200203083828777_1_XLARGE 7355010_20200203083816257_1_XLARGE




7355010_20200203082824457_1_XLARGE 7355010_20200203082823517_1_XLARGE




7355010_20200203083806157_1_XLARGE 7355010_20200203083807906_1_XLARGE




7355010_20200203083810807_1_XLARGE 7355010_20200203083809463_1_XLARGE





3900215_20120418103858_1_XLARGE 7355010_20200203083814120_1_XLARGE



7355010_20200203083812333_1_XLARGE 7355010_20200203083817760_1_XLARGE




7355010_20200203082822165_1_XLARGE 7355010_20200204074830425_1_XLARGE




7355010_20200204074823173_1_XLARGE 7355010_20200203083844861_1_XLARGE



7355010_20200203083825286_1_XLARGE 7355010_20200206084610542_1_XLARGE



7355010_20200203083823761_1_XLARGE 7355010_20200203083843389_1_XLARGE





7355010_20200203083819487_1_XLARGE 7355010_20200203083821194_1_XLARGE




7355010_20200203083822247_1_XLARGE 7355010_20200204114948283_1_XLARGE





7355010_20200204114948916_1_XLARGE 7355010_20200204114949484_1_XLARGE



7355010_20200204114949991_1_XLARGE 7355010_20200203083802476_1_XLARGE



7355010_20200203083759045_1_XLARGE 7355010_20200204074826736_1_XLARGE



CONTACTS

Andrey Shestakov, leading yacht broker of the sales department of Shestakov Yacht Sales Inc. Shestakov Yacht Sales Inc., the official representative of the Miami/Fort Lauderdale FL headquarters.

Contact details

Email: **andrey@shestakovyachtsales.com**

Web: shestakovyachtsales.com/en/

Telephones

USA: **+1(954)274-4435**

Office hours

Monday – Saturday: **9:00 - 21:00** EDT

Sunday: **closed**

Address



Harbour Towne Marina, 850 NE 3rd St, STE 213, Dania, FL 33004