

SUPEARLATIVE — PEARL MOTOR YACHTS



Builder: PEARL MOTOR YACHTS

Year Built: 2012

Model: Motor Yacht

Price: PRICE ON APPLICATION

Location: United States

LOA: 60' 0" (18.29m)

Beam: 16' 4" (4.98m)

Max Draft: 5' 0" (1.52m)

Cruise Speed: 26 Kts. (30 MPH)

Max Speed: 32 Kts. (37 MPH)

Our experienced yacht broker, Andrey Shestakov, will help you choose and buy a yacht that best suits your needs **Supearlative — PEARL MOTOR YACHTS** from **our catalogue**. Presently, at **Shestakov Yacht Sales Inc.**, we have a wide variety of yachts available on **our sale's list**. We also work in close contact with all the big **yacht manufacturers** from all over the world.

If you would like to buy a yacht **Supearlative — PEARL MOTOR YACHTS** or would like help answering any questions concerning purchasing, selling or chartering a yacht, please call **+1(954)274-4435**

TABLE OF CONTENTS

TABLE OF CONTENTS	2
SPECIFICATIONS	5
Overview	5
Basic Information	5
Dimensions	5
Speed, Capacities and Weight	5
Accommodations	5
Hull and Deck Information	6
Engine Information	6
DETAILED INFORMATION	7
Principal Features	7
Deck Features	7
Stainless Steel Fittings	7
Aft Cockpit	8
Upper Helm and Flybridge	8
Salon	8
Salon Helm	9
Galley	9
Aft Stateroom	10
En-Suite Head	10
Forward Stateroom	10
Port and Starboard Guest Staterooms	10
Electric	11
Fuel	11
Freshwater	11
Mechanical	11
Safety	12
Exclusions	12

Disclaimer	12
PHOTOS	13
3900215_20120418103620_5_XLARGE	13
60 Pearl 2012 overhead	13
5	13
4	13
3	13
60 Pearl 2012 salon	13
1	13
IMG_5851	13
IMG_5852	14
IMG_5853	14
IMG_5854	14
IMG_5855	14
IMG_5856	14
IMG_5857	14
IMG_5858	14
IMG_5860	14
IMG_5861	15
IMG_5862	15
IMG_5863	15
IMG_5865	15
IMG_5867	15
IMG_5869	15
IMG_5870	15
IMG_5871	15
IMG_5873	16
IMG_5876	16
IMG_5877	16

IMG_5878	16
IMG_5879	16
IMG_5880	16
IMG_5881	16
IMG_5882	16
IMG_5883	17
IMG_5884	17
IMG_5885	17
CONTACTS	18
Contact details	18
Telephones	18
Office hours	18
Address	18

SPECIFICATIONS

Overview

"Superlative" a 2012 Pearl 60 oozes style and sophistication. The stunning interior is finished in American walnut joinery with black granite and Avonite surfaces, contemporary fittings and almond leather upholstery. This luxury aft cabin motor yacht is remarkably spacious with four sumptuous cabins and exhilarating performance. Her power comes from 2 Volvo Penta D13 800hp engines producing a top speed of 32 knots.

Basic Information

Category: Motor Yacht

Sub Category: Flybridge

Model Year: 2012

Year Built: 2012

Country: United States

Fly Bridge: Yes

Dimensions

LOA: 60' 0" (18.29m)

Beam: 16' 4" (4.98m)

Max Draft: 5' 0" (1.52m)

Speed, Capacities and Weight

Cruise Speed: 26 Kts. (30 MPH)

Max Speed: 32 Kts. (37 MPH)

Water Capacity: 154 Gallons

Fuel Capacity: 616 Gallons

Accommodations

Total Cabins: 4

Total Heads: 3

Hull and Deck Information

Hull Material: Fiberglass

Engine Information

Engines: 2

Manufacturer: Volvo

Model: D13

Engine Type: Inboard

Fuel Type: Diesel

DETAILED INFORMATION

Principal Features

- Contemporary American Walnut Joinery
- Asea AC convertor Model AC12
- 13KW Generator
- Bow Thruster 9hp
- Stern Thruster
- Gamin Series Chart Plotter, radar and GPS
- 32" LCD TV
- Leather Upholstery in Salon and Flybridge Bimini
- Fixed Solid Teak Aft Deck Table
- Duel Station Gamin Colour
- Dishwasher
- Flybridge tonneau cover
- Electronic engine controls

Deck Features

- Hydraulically operated bathing platform
- Electrically operated aft deck sunroof system
- Teak laid aft deck and bathing platform
- Moulded non-slip deck with recessed area for coach roof sun cushions
- Fitted heavy duty stainless steel rubbing strake with white nylon carrier
- Hot and cold transom shower
- Water and fuel fillers
- Full set of IMCO navigation lights

Stainless Steel Fittings

- Twin rail pulpit
- Flybridge hand rails
- Electric anchor winch
- Stainless steel 30kg bruce anchor with 60m chain
- Stainless steel bow roller for automatic launch and recovery
- Hydraulic remote control passarelle
- Twin stainless steel bow and stern cleats
- Twin midship and platform cleats
- Heavy duty forward fairleads

- Heavy duty aft fairleads
- Bathing ladder
- Stainless steel horn

Aft Cockpit

- Cushioned seating incorporating storage lockers
- Teak laid steps to flybridge and bathing platform
- Recessed high and low level waterproof lighting
- Manual bilge pumps
- Twin cockpit doors
- Hinged dodger lids containing capstan mooring winches, cleats and fender bins
- Hinged locker containing fuel shut-off levers, fire extinguishers and engine room fire extinguisher override.

Upper Helm and Flybridge

- Twin helm seat w/ cup holders
- Laminated high gloss instrument panel and carbon fiber steering wheel
- Hydraulic steering
- Cableless electronics single lever engine controls
- Full engine instrumentation autopilot Garmin GHC 10
- Digital speed and depth gauges - depth - Garmin GMI 10
- VHF radio
- Controls for trim tabs, anchor winch and Jepsco searchlight
- Switches for bilge pumps, horn and navigation lights
- High speed magnetic Ritchie compass
- Upholstered seating area with storage
- Stainless steel framed smoked acrylic wind deflector
- Waterproof speakers for hi-fi system with remote control for Sony system
- Helm position indicator
- Foldaway table
- Barbecue and sink unit with drink Vitrifrido fridge below
- Twin Garmin GPS map 5012 Displays
- Bow/ Stern thruster controls
- Yacht controller

Salon

- Electrically operated stainless steel framed patio door to aft deck

- Entrance stairway with acrylic handrail and step treads
- U shaped settee with low level coffee table
- Halogen lighting incorporated into suede-lines ceiling panels
- Fitted CD/radio with concealed speakers
- Electrically operated forward side windows
- Bonded windscreen and windows
- Electrical control panel including controls for AC/DC and generator
- Semicircular dinette seating area and fixed table
- Wood slat blinds fitted to aft salon windows
- Sony Bravia rise/fall flat screen TV

Salon Helm

- Electric side windows
- Twin helm seat
- Generator start/stop switch
- Laminated high glass instrument panel and carbon fiber steering wheel
- Hydraulic carbon fiber steering wheel
- Cableless electronic single lever engine controls
- Full Volvo engine instrumentation
- Digital speed and Garmin GMI 10 depth gauges
- VHF radio Garmin GHS 10i
- Controls for trim tabs, anchor, winch and bow thruster/stern thruster
- Switches for windscreen wipers, bilge pumps, horn and navigation lights
- High speed magnetic compass
- Helm position indicator
- Garmin GPS map 5012
- Autopilot Garmin GHC 10
- Sony stereo

Galley

- Comprehensively fitted galley
- Integrated four-plate halogen stove top with combination Neff microwave/conventional oven and electric grill
- Domestic fridge freezer
- Dedicated crockery and cutlery storage
- Uniquely designed built-in storage cupboards and drawers
- Sink and drainer with hot and cold mixer tap
- Concealed lighting
- Extractor fan
- Pearl crockery and cutlery set

- Neff dishwasher

Aft Stateroom

- 6'6" x 5'6" bed with fully sprung mattress
- Halogen lighting
- Twin reading lights
- Dressing table
- Twin hanging wardrobe
- Seating area
- Opening escape hatch to aft deck
- High level air-conditioning soffit
- Stainless steel opening portholes with fly screens and blinds
- Mirrors

En-Suite Head

- Fitted electric marine toilet
- Wash basin with mixer taps and storage cupboard below
- Separate shower with acrylic door and automatic pump-out
- Extractor fan
- Mirror
- Stainless steel opening porthole with blind

Forward Stateroom

- Double bed with fully sprung mattress with storage below
- Halogen lighting
- Twin reading lights
- Twin hanging wardrobe
- Side vanity units
- High level air-conditioning soffit
- Opening deck hatch and stainless steel portholes with flyscreen and blind
- Forward bulkhead mirror

Port and Starboard Guest Staterooms

- Two single berths
- Halogen lighting and individual reading lights
- Shelved storage cupboard

- Neff combo washer/dryer (starboard cabin only)
- Stainless steel opening porthole with flyscreen and blind
- Bedside unit with storage drawers
- Mirror

Electric

- 13 KVA generator providing 240v supply
- Polarity check system, power points in aft stateroom, salon, galley, forward stateroom and forward guest cabins
- 220/240v shore power supply
- Heavy-duty batteries for engine starting and domestic supply
- 100amp battery charger with split charging system
- All circuits protected by circuit breakers controlled from main control panel

Fuel

- Twin enameled aluminum fuel tanks total capacity 2800 liters
- High capacity water separators and fuel filters
- Emergency fuel shut-off levers in aft cockpit

Freshwater

- 700 liters capacity water tanks including calorifier
- Automatic pressurized water system with pump and filter
- Water tank contents gauge
- Holding tanks with contents gauges and pump-out from deck outlet or through hull
- Single skin fitting waster outlet system

Mechanical

- Soundproofed engine bay with high power extractor fans
- Water-cooled exhaust with underwater outlets
- Integrally bonded fore and aft bulkheads
- P brackets and four-blade propellers constructed from nickel aluminum bronze
- Balanced rudders
- Cathodic protection
- Stern gear engines, tanks are electrically bonded

Safety

- Automatic fire extinguishers in engine and generator room with auto shut down and alarm indicator panel on helm position
- Hand-operated fire extinguishers in all cabins, galley and on deck
- Automatic bilge pumps with manual override in forward bilge, aft bilge and engine room
- Externally operated manual bilge pumps in aft cockpit

Exclusions

Owner's personal belongings.

Disclaimer


The Company offers the details of this vessel or yacht in good faith but cannot guarantee or warrant the accuracy of this information nor warrant the condition of the vessel. A buyer should instruct his representatives, agents, or his surveyors, to investigate such details as the buyer desires validated. This vessel or yacht is offered subject to prior sale, price change, or withdrawal without notice.

PHOTOS


3900215_20120418103620_5_XLARGE




5




3




1




60 Pearl 2012 overhead



4



60 Pearl 2012 salon



IMG_5851



IMG_5852



IMG_5853



IMG_5854



IMG_5855



IMG_5856



IMG_5857



IMG_5858




IMG_5860



IMG_5861



IMG_5862



IMG_5863




IMG_5865



IMG_5867



IMG_5869



IMG_5870



IMG_5871



IMG_5873



IMG_5876



IMG_5877



IMG_5878



IMG_5879



IMG_5880



IMG_5881



IMG_5882



IMG_5883



IMG_5884



IMG_5885



CONTACTS

Andrey Shestakov, leading yacht broker of the sales department of Shestakov Yacht Sales Inc. Shestakov Yacht Sales Inc., the official representative of the Miami/Fort Lauderdale FL headquarters.

Contact details

Email: **andrey@shestakovyachtsales.com**

Web: shestakovyachtsales.com/en/

Telephones

USA: **+1(954)274-4435**

Office hours

Monday – Saturday: **9:00 - 21:00** EDT

Sunday: **closed**

Address



Harbour Towne Marina, 850 NE 3rd St, STE 213, Dania, FL 33004