

PATHWAY — BROWARD



Builder: BROWARD

Year Built: 1987

Model: Motor Yacht

Price: PRICE ON APPLICATION

Location: United States

LOA: 104' 0" (31.70m)

Beam: 19' 8" (5.99m)

Max Draft: 5' 6" (1.68m)

Cruise Speed: 14 Kts. (16 MPH)

Max Speed: 16 Kts. (18 MPH)

Our experienced yacht broker, Andrey Shestakov, will help you choose and buy a yacht that best suits your needs **PATHWAY — BROWARD** from **our catalogue**. Presently, at **Shestakov Yacht Sales Inc.**, we have a wide variety of yachts available on **our sale's list**. We also work in close contact with all the big **yacht manufacturers** from all over the world.

If you would like to buy a yacht **PATHWAY — BROWARD** or would like help answering any questions concerning purchasing, selling or chartering a yacht, please call **+1(954)274-4435**

TABLE OF CONTENTS

TABLE OF CONTENTS	2
SPECIFICATIONS	4
Overview	4
Basic Information	4
Dimensions	4
Speed, Capacities and Weight	4
Accommodations	4
Hull and Deck Information	5
Engine Information	5
DETAILED INFORMATION	6
Master Stateroom	6
Guest Stateroom- Starboard	6
Guest Stateroom- Port	6
Main Salon	7
Crew Quarters- Forward	8
Crew Quarters- Port	8
Crew Lounge	9
Pilot House	9
Aft Deck	9
FLYBRIDGE	10
Galley and Laundry	10
Deck and Hull	11
Electronics and navigation Equipment	12
Electrical	12
Mechanical and Engine Equipment	13
Upgrades	14
Other Features	15
Exclusions	15

Disclaimer	16
PHOTOS	17
CONTACTS	27
Contact details	27
Telephones	27
Office hours	27
Address	27

SPECIFICATIONS

Overview

PATHWAY, with her Broward aft deck extension, Euro transom and Euro style bridge extension is sleek and handsome. She has a huge teak aft deck, expansive walk in lazarette, three staterooms/heads, plus (2) crew cabins/country kitchen layout and walk behind bar, She can sleep up to 6 guests. She cruises at 14 knots and reaches a top speed of 21.0 kn.... 2,200 sq ft open deck space with 800 sq ft covered. 400 sq ft covered aft deck, 400 sq ft covered fly bridge. Very economical cruising. 1 gallon per mile at 6.5 knots. 2 gallons per mile at 10 knots. 22 knot top end. Holds 8,500 gallons of Fuel making it capable of cruising the Caribbean without unnecessary fuel stops

Basic Information

Category: Motor Yacht

Sub Category: Pilothouse

Model Year: 1987

Year Built: 1987

Country: United States

Dimensions

LOA: 104' 0" (31.70m)

Beam: 19' 8" (5.99m)

Max Draft: 5' 6" (1.68m)

Speed, Capacities and Weight

Cruise Speed: 14 Kts. (16 MPH)

Max Speed: 16 Kts. (18 MPH)

Fuel Capacity: 8500 Gallons

Accommodations

Total Cabins: 3

Total Heads: 4

Hull and Deck Information

Hull Material: Aluminum

Engine Information

Engines: 2

Manufacturer: MTU

Model: 12V92TA

Engine Type: Inboard

Fuel Type: Diesel

DETAILED INFORMATION

Master Stateroom

The Master Stateroom features a centerline king size bed with a padded headboard on beveled mirror, new custom

bedspread, coordinating headboard, throw pillows and drapes, a make-up vanity with special lighting and lucite chair and a

custom headliner with overhead lighting. There are also custom built-in nightstands with two coordinating lamps and two

swing arm lamps, a walk-in cedar lined closet plus additional closet and built-in storage throughout.

The his and her master bath has a large custom Jacuzzi/shower, mirroring with special lighting, designer fixtures for both

sinks, glass soap and toothbrush holder.

Guest Stateroom- Starboard

Below deck amidship starboard:

Highlights:

(2) twin berths

The starboard Guest Stateroom features twin beds with storage below, designer bedspreads, coordinating pillow shams,

valances and drapes, headliner with lighting and mirrored aft bulkhead between beds. There is a vanity with lighting and

chair, rope lighting behind valances, built-in storage. Cybernet stereo/cassette CMS 4000 Plus Two speakers. The

ensuite guest head features wallpaper and headliner, lighted mirror work and drapes for window.

Guest Stateroom- Port

Below deck amidship port:

Highlights

(2) twin berths.

The port Guest Stateroom features twin beds with storage below, designer bedspreads, coordinating pillow shams,

valances and drapes, headliner with lighting and mirrored aft bulkhead between beds. There is a vanity with lighting and

chair, rope lighting behind valances, built-in storage. The ensuite guest head features wallpaper and headliner, lighted

mirror work and drapes for window.

Main Salon

Entertainment Center

Samsung 42" Ultra Thin LCD TV

(2) Dockside television hook-ups with power boosters and a modulator

Yamaha RXVX1400 AM/FM tuner

Sony high density linear CD player, CDPCX355 300 Disc

Stereo system by Audio Design

Sony VHS/DVD Player "Progressive Scan"

The Main Salon features pickled white ash finish throughout, custom overhead upholstered headliner with individual

paneling and custom halogen lighting with dimmer. Some of the furnishings include a custom designed U-shaped sofa, two

overstuffed chairs with a common ottoman and a hand carved coffee table, salon rope lighting and a entertainment center

with a swivel pop-up TV and storage below. There are also custom drapes and blinds throughout, floor to ceiling glass aft

bulkhead with Lucite door, custom buffet with travertine insert, wine and silverware storage, and a staircase that is custom

glass enclosed which leads to the staterooms below.

The Salon wet bar is black granite with 3 stainless steel swivel bar stools with leather cushions, glove leather upholstered

front bar and armrest, overhead halogen lighting with dimmer and mirror treatment. There is a Sub-Zero refrigerator, ice

maker, stainless steel sink with hot and cold water, built-in wine rack and glass/liquor storage with beveled mirror. The on

deck head has an ash wood sole, microphone head, custom mirror work with lighting, fixtures and wallpaper.

Crew Quarters- Forward

Below deck forward:

Highlights:

V-berth

The Crew Quarters include a V-berth forward with storage below, new carpet, two cedar hanging lockers, Advent TV/VCR

Player with remote and two speakers. The full size head has a stall shower with fixtures for sink. Sony 6 disc CD/MP3

player and tuner.

Crew Quarters- Port

Below deck forward port:

Highlights:

Double berth

The port Crew Stateroom includes a three-quarter bunk with storage below, custom shelving, cedar hanging locker and a

Cybernet stereo CMS 4000 with two speakers.

Crew Lounge

Below deck: Highlights:

(1) Freezers; (1) Refrigerator

The new crew dinette with cushions features a Toshiba TV/DVD player with remote.

Full size stack clothes dryer and clothes washer – companionway

Full size stack clothes dryer and clothes washer – engine room

(2) cedar lined lockers – companionway.

Pilot House

Highlights:

Upholstered helm seat with foot rest.

Custom helm wheel; leather dash; pilothouse overhead red lighting with dimmer for night cruising.

Aft Deck

Highlights:

Aluminum removable swim ladder from platform; (2) mooring cleats on swim platform.

(2) Mooring whips off platform; (1) centerline cleat ; (1) custom stern flag; large walk-in lazarette with storage and

additional fuel and water; reverse style transom with oversized aft deck and dual wrap-around stairs; custom teak aft deck;

new upholstered headliner with lighting; separate stereo volume controls.

FLYBRIDGE

2,000 lb Marquipt low profile hydraulic davit

(2) Custom aluminum cocktail tables with stereo speakers

(1) Uniden hailer horns

Radar arch with mast, lighting and owners light

Custom extended flybridge seating with cushions, covers and storage below

Hideaway in radar arch

(3) Helm seats with covers

Horns, search light and various hardware re-chromed

Wet bar with Jenn-Aire grill and sink

Helm stations for electronics, gauges with Lucite and canvas cover

(2) built-in storage compartments aft of seating area; (1) spare shaft aft of seating area; forward windscreen in front of

helm station; custom lighting; custom canvas covers for flybridge controls, helm chairs, full wet bar and deck seating.

Galley and Laundry

Hot Point dishwasher

(1) Emerson SS microwave oven

Scotsman compact refrigerator

GE cooking center with oven and cooktop - "Profile" SS

Whirlpool trash compactor

GE - "Profile" model front double door refrigerator with freezer, ice maker, water dispenser

Frigidaire oven - installed behind cabinet

Stainless steel sinks with designer Groh faucet

Country kitchen layout, soap dispenser, pull out nozzle and filtered water; (3) leather and chrome matching dinette chairs;

L-shaped settee with dining table; mirrored bulkhead with halogen lighting; new rope lighting behind valances; drapes;

wood blinds; porcelain and brass lamp; custom pickled white ash flooring refinished.

Deck and Hull

Navy style anchor in polished stainless steel chute and 300' of ½" chain

15' Boston Whaler hard

bottom inflatable dinghy with 90hp Yamaha

Upgraded rudder bearing system by Broward Marine

Bunny pad with cushions and cover

Bow flood light

FX1250 Fortress anchor with chain and 250' rope

Stowaway davit on bow - 800 lbs

Freshwater wash down system on bow

Ideal windlass - 1998

Pilothouse windshield cover

(2) ACR search lights - port and starboard

(2) Kayaks

(2) Spare props in laz; spare anchor in laz;

(1) Crewsaver - 8 person life raft

(1) Swiftlik - 6 person life raft

Custom bow flag staff; lighting below bunny pad

Electronics and navigation Equipment

Robertson AP45 autopilot

(2) Furuno 72 mile radars with 6' 5" scanner

Icom M-120 VHF radio with remote mike (helm)

Cellular phone connected to Aries 6 line phone system

(2) Danforth compasses

ITT phone/intercom/cellular system

Furuno 208A weather fax

Davis wind speed indicator

Remote speaker for hailer

Computer monitor

Furuno radar alarm RA24

Icom M-402 Flybridge radio

Hook-up for fax machine for 2 separate lines

(2) Complete DDEC computer monitors

Northstar 951XD GPS - Flybridge

(2) Datamarine link depth and speed indicators with separate transducer and wheel

Cybernet hailer CTX 1000 with intercom system (helm)

Capac 50030 electro catalytic monitor

Robertson rudder position indicator RL-100

Upholstered helm station for electronics and gauges; stereo system MC-100 with remote and (4) speakers.

Electrical

24V Centry 40amp converter

(2) 35KW Cummins generators - Port 5986 hours Starbord 5583 hours

All batteries replaced in 1998

Custom back lit electronic panel for ships service

12V Centry 60amp converter

(2) Separate batteries for 12V (DC) electronics

(2) 100 amp shore power cords

La Marche isolation transformers # A42200AB1

(1) Mastervolt 12VT housecharger - monitor on bridge

(1) Mastervolt 24VT engine battery charger - monitor on brige

Acme voltage booster's #T113077 Varner electronic control for DDEC power stabilization.

Mechanical and Engine Equipment

(1) 5 ton and (2) 2 ½ ton Cruisair chilled water air conditioning systems with independent switchable pumps

Halon #1301 fire control system

Raw water sea strainer priming system

Naiad 301 stabilizers with 9' square fins

Electronic DDEC engine synchronizers

Walker air seps for main engines

Dual 1000 Racor fuel filters with vacuum gauges for each generator

Remote oil filters for generators

Engine room work bench with vice

Dual 120v AC fresh water pumps with 20 gallon accumulator tank

HPS hydraulic bow thruster- flybridge and pilothouse controls

Single lever DDEC engine controls flybridge and pilothouse

Complete oil change unit for mains and generators

Spurs on shafts

Naiad remote controls for stabilizers - flybridge and pilothouse

Triple 1000 Racor fuel filters with vacuum gauge for engines

(2) Hot water heaters

(2) Emergency bilge pumps - engine driven

Oil temperature alarm for each generator - helm station

RCA closed circuit TV system with remote camera for entire engine room; Broward audio/visual safety system; remote

start/stop generator controls for stbd generator which controls the bow thruster - f/b and pt/house DDEC III engine

management control head-f/b and pt/house; one way check valves for all bilges; Fill-Rite main fuel transfer and cleaning

system; electric fuel transfer system and fuel priming for engines.

Upgrades

Flybridge:

Painted crane

Cushions with headrest

Canvas top & frame

Windshield & frame

Bedrooms:

New carpet

Saloon/Bar:

Carpet and Hardwood Floors

Faux painted wood

Samsung 42" ultra thin TV & marble counter

New bar stool coverings

Galley:

Cabinets

Granite counter tops

Hardwood & carpet flooring

Dishwasher

Headliner

Samsung 22" Flatscreen TV

Engine Room:

Rebuilt Stabilizers

(3) AC chillers 5000 btu's each

Engine hrs approx 900

Floor padding

All engine room pumps new

Other Features

Spurs on both shafts; removable boarding gates port and starboard for aft deck boarding; Marquipt 7 step tide ride

boarding ladder with boarding handles; Marquipt vertical ladder with custom deck mounts.

Exclusions









Owner's personal belongings.

Disclaimer

The Company offers the details of this vessel or yacht in good faith but cannot guarantee or warrant the accuracy of this information nor warrant the condition of the vessel. A buyer should instruct his representatives, agents, or his surveyors, to investigate such details as the buyer desires validated. This vessel or yacht is offered subject to prior sale, price change, or withdrawal without notice.

PHOTOS



























CONTACTS

Andrey Shestakov, leading yacht broker of the sales department of Shestakov Yacht Sales Inc. Shestakov Yacht Sales Inc., the official representative of the Miami/Fort Lauderdale FL headquarters.

Contact details

Email: **andrey@shestakovyachtsales.com**

Web: shestakovyachtsales.com/en/

Telephones

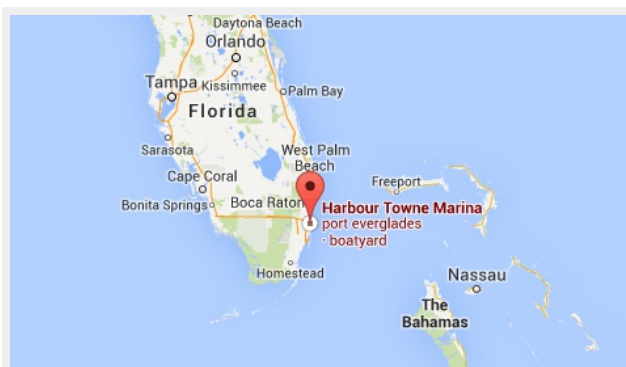
USA: **+1(954)274-4435**

Office hours

Monday – Saturday: **9:00 - 21:00** EDT

Sunday: **closed**

Address



Harbour Towne Marina, 850 NE 3rd St, STE 213, Dania, FL 33004