

REALITY — VISTA



Builder: VISTA

Year Built: 1988

Price: PRICE ON APPLICATION

Location: United States

LOA: 42' 10" (13.05m)

Beam: 15' 3" (4.65m)

Max Draft: 3' 6" (1.07m)

Cruise Speed: 12 Kts. (14 MPH)

Max Speed: 15 Kts. (17 MPH)

Our experienced yacht broker, Andrey Shestakov, will help you choose and buy a yacht that best suits your needs **REALITY — VISTA** from **our catalogue**. Presently, at **Shestakov Yacht Sales Inc.**, we have a wide variety of yachts available on **our sale's list**. We also work in close contact with all the big **yacht manufacturers** from all over the world.

If you would like to buy a yacht **REALITY — VISTA** or would like help answering any questions concerning purchasing, selling or chartering a yacht, please call **+1(954)274-4435**

TABLE OF CONTENTS

TABLE OF CONTENTS	2
SPECIFICATIONS	6
Overview	6
Basic Information	6
Dimensions	6
Speed, Capacities and Weight	7
Accommodations	7
Hull and Deck Information	7
Engine Information	7
DETAILED INFORMATION	8
Exclusions	15
Disclaimer	15
PHOTOS	16
Starboard side	16
Transom	16
Transom detail	16
Port side	16
Port side aft	16
Enclosure details	16
Starboard side & Flybridge details	17
Aft Deck entrance wing door, starboard side	17
Starboard side, forward	17
Port side, forward	17
Foredeck from Flybridge	17
Deck, starboard	17
Deck, port	18
Anchor gear details	18
Foredeck, port side	18

Deck gear box, starboard	18
Foredeck, aft to Bridge	18
Flybridge	18
Bridge Helm Station	18
Helm Station2	18
Helm Station3	19
Helm Station detail	19
Bridge, starboard side	19
Bridge, starboard aft	19
Bridge, aft	19
Bridge, aft	19
Bridge, port aft	19
Bridge, port side	19
Nav & Electronics panel, Helm Station, starboard side	20
Helm Station storage, port side	20
Helm Station storage, starboard side	20
Enclosed Aft Deck to starboard	20
Aft Deck, starboard side detail	20
Aft Deck, port side	20
Aft Deck, port side	20
Aft Deck, port side detail	20
Aft Deck wing door, port side	21
Aft Deck storage locker, port side	21
Aft Deck access to Bridge & Salon	21
Aft Deck access to Bridge & Salon	21
Aft Deck wet bar & entrance to Salon & Bridge	21
Wet bar & storage detail	21
Salon, port side	21
Salon chair, starboard side	21

Salon, starboard side aft	22
Companionway to Aft Deck	22
Salon forward to windows (cover in-place)	22
Salon, aft to Companionway entrance	22
Entertainment center	22
Salon to Galley	22
Custom desk in console, starboard amidships (dated photo)	22
Dinette area to port	22
Dinette table	23
Galley Down to starboard	23
Galley	23
Fore / Guest Cabin Head	23
Passageway door to Fore / Guest Cabin from Galley	23
Head vanity & hatch	23
Entrance to Master / Aft Cabin from Salon	23
Master / Aft Cabin berth	23
Master / Aft Cabin, port side	24
Master / Aft Cabin, port side	24
Master / Aft Cabin, port side forward	24
Master / Aft Cabin, forward	24
Master / Aft Cabin, starboard side	24
Master / Aft Cabin, starboard side2	24
Master / Aft Cabin Head	24
Master / Aft Cabin vanity	24
Vanity detail2	25
Stall shower	25
Salon engine room access	25
Salon engine room access2	25
Engine room (dated photo)	25

Engine room (dated photo)	25
Engine room (dated photo)	25
Engine room (dated photo)	25
CONTACTS	27
Contact details	27
Telephones	27
Office hours	27
Address	27

SPECIFICATIONS

Overview

The REALITY is a 1988 model Vista 43 Motor Yacht and was produced by the well-regarded Kha Shing Shipbuilding facility in Taiwan. She's a "Custom Motor Yacht" with her Hard Enclosures for both the Flybridge and Aft-Deck areas. With her reliable CATERPILLAR 3208TA's rated at 375 HP each, she'll either easily cruise comfortably and economically in the 8 to 12-knot range and have an approximately 16-knot "top end". The REALITY also features a full ALEXSEAL paint finish for the areas from the rubrail up to and including her decks and Flybridge structure. Her (4) zone MARINEAIRE reverse-cycle climate control services the entire yacht to include the Hard Enclosure Bridge and Aft-Deck areas. Her interior is spotless as well and complements the superb teak joinery that these yachts are rightfully famous for! This Vista 43 's custom features, the built-in storage & amenities & attention to detail as well as the superior teak joinery are most impressive by any standard. The REALITY'S Owners have been living aboard from May through October in the lower Connecticut area since the yacht's purchase in 2013. The yacht's Hard Enclosures provide for proper protection and climate control for optimum Seasonal comfort and livability. Now that the Owners' boating plans have changed, the REALITY is offered for brokerage sale. Clean, neat and well-maintained, this yacht is also a superb "liveaboard" or for an extended voyaging choice for the cruising couple or Family to consider as well.

Basic Information

Model Year: 1988

Year Built: 1988

Country: United States

Dimensions

LOA: 42' 10" (13.05m)

Beam: 15' 3" (4.65m)

Max Draft: 3' 6" (1.07m)

MFG Length: 43' 0" (13.11m)

Speed, Capacities and Weight

Cruise Speed: 12 Kts. (14 MPH)

Max Speed: 15 Kts. (17 MPH)

Displacement: 35000 Pounds

Water Capacity: 200 Gallons

Holding Tank: 30 Gallons

Fuel Capacity: 500 Gallons

Accommodations

Total Cabins: 2

Total Heads: 2

Hull and Deck Information

Hull Material: Fiberglass

Hull Configuration: Semi-Displacement

Engine Information

Engines: 2

Manufacturer: Caterpillar

Model: 3208TA

Engine Type: Inboard

Fuel Type: Diesel

DETAILED INFORMATION

Hull, Deck & Flybridge

- WHITE Gelcoat topsides
- DARK BLUE Boot-tops
- Modified "V" underbody
- Semi-Displacement hull
- Hand laid-up fiberglass construction w/ coring
- Molded keel internal to the hull
- Swim platform, teak w/ stainless steel supports
- Swim ladder, folding, stainless steel (note: has removable extension for superior access)
- Boarding ladder, stainless steel w/ teak steps

Deck The REALITY is finished with ALEXSEAL for the Deck & Bridge Structure from the rubrail up, WHITE (note: work done by HUCKINS YACHT CO., Jacksonville, FL in 2012.

- ALEXSEAL Finish, WHITE with DARK BLUE Accent Stripes (2012)
- One-piece molded fiberglass deck w/ DIVINYCELL foam coring
- Custom Factory Hard Enclosures for the Bridge and the Aft-Deck areas (note: both are serviced with reverse-cycle heat & air conditioning)
- (2) Deck boxes, fiberglass (note: mounted forward, port & starboard)
- Bow Pulpit, double-rail, stainless steel
- Safety / grab rails on superstructure
- Teak handrails, varnished (note: Blue SUNBRELLA covers for teak handrails)
- Boarding gates, port & starboard
- Stanchions, stainless steel
- Lifelines, upper & lower, stainless steel
- Fender holders forward (note: for (4) large fenders)
- Custom fiberglass weatherboards, port & starboard
- (3) Deck hatches, (1) large, (2) medium, aluminum-framed w/ interior frames & teak-framed screens, removable (note: on Foredeck for Fore / Guest Cabin, Head & passageway)
- (4) Deck cleats & chocks, amidships, stainless steel
- (2) Sets dock line bollards, fore & aft, stainless steel
- Teak cap rail

Flybridge

- Hard Top, fiberglass w/ smooth Gelcoat interior finish w/ teak trim
- Hard Enclosure for Bridge w/ tempered glass, tinted
- Windshield, multiple sections, tempered glass
- (3) Windshield wipers

- Opening windows, sliding
- Wheel steering, HYNAUTIC hydraulic
- Captains Chair, adjustable
- MORSE Engine controls, dual-levers for throttle & shift functions
- PLASTIMO Compass w/ cover
- Settees, port & starboard w. storage
- Custom cushions for settees, Dark Blue SUNBRELLA w/ yellow piping
- Table aft, fixed
- Electronics displays & installations (see "Electronics")
- Air horn, dual (note: mounted starboard side of Bridge, external)
- ACR Remote Spot Light controls
- Storage lockers for both sides of the Bridge Helm Station (note: starboard side has teak drawers built-in)

Accommodations The REALITY has a two-Stateroom interior layout with a "Galley Down" configuration with a "U" shaped dinette to port & the Galley to starboard. The dinette converts to a double berth,

- Teak & holly sole throughout to include Fore & Master / Aft Cabins
- Teak Parquet sole for the Galley
- Satin varnish teak interior joinery
- All Enclosure sections. windows, portlights & hatches are tinted

Salon

- Companionway entrance from the Aft Deck, (4) steps
- Entry door to Salon located starboard side, amidships
- Valance lighting for the Salon
- Adjustable blinds (2012)
- Forward windshield w/ large multiple sections allows excellent ambient lighting
- External Light Beige mesh-type covering for windshield (note: allows for good ambient lighting & privacy and reduces UV)
- "L" Shaped settee to port w/ Blue Fabric upholstery
- Settee Table, RATTAN wood w/ glass top & lower shelf
- Chair to starboard w/ Blue Fabric upholstery (note: located near the Salon door, starboard side amidships)
- Custom storage w/ book-case & glassware storage, starboard side aft
- Custom storage console w/ Black Marble countertop and w/ built-in desk, starboard side amidships
- Custom storage area, port side amidships w/ Black Marble countertop (note: SONY TV mounted here)
- WHYNERT Wine cooler (2012)

Master / Aft Cabin The Cabin is entered from the Salon via (4) steps located in the Salon,

starboard side aft. There is a built-in storage area to starboard in the passageway.

- Queen "centerline" berth
- SIMMONS Custom "ComforPedic" foam" mattress
- Custom bedding w/ SIMMONS mattress pad
- (2) Hanging lockers / closets, port & starboard (note: full-length closet to port & smaller closet to starboard)
- Bureau / Dresser / Vanity areas w/ large mirrors & drawers underneath, port & starboard
- Storage locker, small, on starboard side (note: SAMSUNG TV mounts on top)
- Night stands w/ storage & bookcase at head of berth aft, built-in, port & starboard
- (2) Opening ports in transom, large
- Windows, port & starboard, slide-opening
- Curtains, Beige Pleated Fabric, for the opening ports & windows
- (1) Electric heat unit, flush-mounted (note: installed under nightstand, starboard side aft)

Fore / Guest Cabin The layout includes two berths, upper & lower oriented to port. Both are single berths.

- Teak desk, built-in
- Large pantry that also functions as a storage locker (note: the original hanging locker was converted)
- Bureau storage w/ drawers
- (2) Opening ports
- (1) Hatch, overhead, large

Aft Deck The area has a full "Hard Enclosure" as produced by the Factory. It is serviced by the yacht's reverse-cycle heat & air conditioning system.

- Factory custom Hard Top, fiberglass
- Dinghy Davits installed on Hard Top w/ custom chock supports for the dinghy
- Safety / grab hand rails on the Hard Top perimeter, stainless steel
- Hard Enclosure w/ glass sections, tinted
- Windows slide open for good ventilation
- Teak & holly sole
- Wing doors to port & starboard, solid panels w/ glass
- Entrance door to Aft Deck, port side aft
- Entrance to Flybridge area, port side forward w/ (4) steps
- (4) Dome lights, overhead
- Wet bar w/ pressure hot & cold water service (note: SAMSUNG 22" TV installed in cabinet, starboard side forward)
- SPT Freezer (note: located port side, aft)
- Wicker & wood furniture includes (1) settee & (2) chairs w/ cushions, (1) RATTAN chest (functions as a large settee table), (1) teak table & (1) black metal table

- Adjustable shades (2012)

GalleyThe REALITY had a custom Galley renovation in 2012 for appliances, cabinetry & decor. Her Galley was custom-modified at the Factory to be larger-than-standard for this make / model to the specifications of the first Owners.

- Custom cabinets w/ WHITE LINEN finish
- Countertops w/ WHITE LINEN finish
- Stove "cook-top style, PRINCESS (3) burner, electric w/ folding safety cover (note: in 2012, no oven but storage underneath in lieu)
- SHARP Microwave / Convection oven (2012)
- Refrigerator / Freezer, full-size NOVA KOOL, dual voltage 110VAC / 12 VDC (2012)
- Teak Parquet sole, varnished
- Sink, large single, stainless steel

ElectronicsThe Communications, Navigation & Autopilot units are all installed at the Helm Station / Bridge area. Communication

- ICOM IC M-412 VHF
- ICOM IC M-100 VHF (note: inoperative)
- Intercom System, (4) stations

Navigation

- GARMIN 5212 GPS / Chartplotter w/ AIS (2012)
- DATAMARINE International Offshore Depth-Sounder
- PLASTIMO Compass (note: at the Bridge Helm Station)

Autopilot

- RAYTHEON Autohelm AT 6002

Entertainment

- SONY stereo w/ iPod capability (note: in cabinet under SONY TV in Salon, new 2013)
- KVH TracVision Satellite Television (note: available but not set up)
- TV's; (1) SONY 26" Flat Screen in Salon & (2) SAMSUNG 22" in Aft / Master Stateroom & Aft Deck
- Cable TV & telephone line hook-ups

HeadsThe REALITY has a single Holding Tank with both an overboard discharge "Y"

valve and a macerator pump. There is a deck pump-out access plate. Most of the system hoses & connectors replaced in 2012. Fore Cabin Head

- SEALAND (DOMETIC) VacuFlush marine toilet, fresh water flush, electric
- Tile flooring
- Vanity w/ mirror & large storage cabinet
- (1) Hatch, opening w/ teak frame & teak-framed screen, removable

Master / Aft Cabin Head

- SEALAND (DOMETIC) VacuFlush marine toilet, fresh-water flush, electric (2012)
- Stall shower w/ teak & glass door, folding vertical bi-fold
- Teak shower grate
- Tile flooring
- Vanity w/ mirror & (2) large separate storage cabinet
- Slide-open window

PropulsionThe REALITY is powered by twin CATERPILLAR 3208TA Turbo-Aftercooled (8) cylinder (V-8) marine diesel engines rated at 375 HP each. Engine room access is provided via (4) large removable sole panels in Salon.

- Engine Hours: 1,250 (approximate)
- Fuel Capacity: 500 USG w/ (2) fiberglass tanks (note: tanks cleaned, 2012)
- (2) Propeller shafts, 2-1/4", stainless steel
- (4) Struts, Main & Intermediate, bronze
- (2) Propellers, (4) blade, bronze
- (2) Rudders, bronze
- MORSE Engine controls
- Engine controls, additional, in Engine Room (note: to facilitate maintenance)
- Automatic oil change system
- BENNETT Trim tabs
- HYNAUTIC Hydraulic steering
- HART SYSTEMS "Tank Tender" Level Quantity Gauge
- Rudder angle indicator
- (2) Transmissions, hydraulic twin-disc
- (2) Stuffing boxes, packing-gland type
- RACOR Fuel filters
- HALON Fire Suppression System
- (2) Engine room heaters, electric (note: mounted on the bulkhead)

ElectricalThe REALITY has both a 12VDC Ship's Service & 120 / 240VAC Shore Power Systems.

- Batteries, 12VDC: (4) 8D & (1) 4D (note: all lead-acid)
- (3) Main Battery Switches, rotary-type
- Shore Power, 240VAC w/ (1) 50 AH 50' cord
- Battery charger, NEWMAR Phase III 100 AH (2012)
- GFI Interior 110VAC outlets throughout
- Inverter, MAGNUM MS 2812 2800 kW (note: new, 2019): the unit has a charging relay off the port engine; when the voltage drops below 11.2, the port engine charges the batteries. If the yacht is anchored and the voltage drops below 10.8, the relay does not allow the engine battery to be drained. The Inverter runs all the wall outlets, the freezer, the ice maker, wine cooler and televisions.

Generator The REALITY's generator is not functioning. For 110VAC service without a generator function or Shore Power connection, see "Inverter" above.

- ONAN (CUMMINS) 12.5 kW
- Sound Shield box
- GROCO Sea Strainer for water intake (note: 2012 & installed to facilitate normal maintenance routines)

Systems Plumbing

- Fresh Water Capacity: 200 USG in (2) stainless steel tanks
- HART SYSTEMS "Tank Tender" quantity level gauge
- Pressure hot & cold water system
- Dockside fresh water hook-up
- Accumulator tank (note: in Engine Room)
- RARITAN Hot water heater, (12) USG (2017)
- Deck wash-down, fresh water (note: located forward near ground tackle area)

Pumps

- (4) Bilge pumps, electric / automatic
- (1) Shower sump pump
- (1) Pressure hot & cold water pump
- (1) Pressure water for the deck wash down

HVAC

- MARINEAIRE Reverse-cycle heat & air conditioning, (4) zones
- GROCO Sea Strainer raw water intake strainers (note: 2012 upgrade from original units to facilitate regular maintenance)
- Electric heat, 110VAC, (2) separate zones w/ flush-mounted panels (note: (1) located in Master / Aft Cabin, starboard side aft & (1) in Galley)
- (2) Electric heat panels in Engine Room (note: see "Propulsion")

Misc

- U-LINE Icemaker (note: 2012 & installed in wet bar in Aft Deck area)
- SUPENTOWN INT'L. Freezer, Model SPT UF-311S, stainless steel, 110VAC (note: located on Aft Deck, port side aft area)
- WHYNERT Wine cooler, 110VAC, in Salon (2012)
- ACR Spotlight, remote electric (2012)
- Dinghy Davits w/ electric motor (replaced, 2012), stainless steel

Additional Inventory

Ground Tackle

- Anchor, plow-type, 45# (approx.), galvanized steel
- Anchor rode, 200' x 5/16" galvanized chain
- MAXWELL Windlass, electrical / mechanical w/ Bridge & deck-mounted controls (note: solenoid & remote controls new, 2012)
- Bow anchor pulpit platform, fiberglass w/ stainless steel insert w/ roller

Safety

- USCG Gear (PFD's & horn & no ship's bell or flares)
- Life-ring, throwable
- (4) Fire extinguishers, Type B1, portable

Canvas (Blue SUNBRELLA)

- Canvas covers for teak hand-rails
- (2) Deck box covers
- Cover for Salon windshield

Misc

- Dock lines
- Fenders
- Boat hook
- Dock boarding steps w/ hand safety rails, custom wood w/ (4) steps
- (2) Deck sun pads, folding w/ head rests, Blue SUNBRELLA fabric covering

Tender.

- Also see "Additional Units" below
- WALKER BAY Genesis 310 Deluxe RIB inflatable dinghy, 10'4" LOA (2012)
- TOHATSU 9.8 HP Model A3S outboard (2012)
- WALKER BAY boat cover
- BIDER lifting harness, adjustable
- Davit System, single-arm, stainless steel w/ electric hoist motor

- (4) WEAVER Universal dinghy chocks (note: 3.5" x 3.5" & 6" high)

Exclusions

- Art work
- Personal decor items
- Lamps; (2) in Galley, (1) in Salon & (1) in Aft Deck area

DisclaimerThe Company offers the details of this vessel in good faith but cannot guarantee or warrant the accuracy of this information nor warrant the condition of the vessel. A buyer should instruct his agents, or his surveyors, to investigate such details as the buyer desires validated. This vessel is offered subject to prior sale, price change, or withdrawal without notice.

Additional Units Included

- 2012 Walker Bay Boats Genesis 310 Deluxe RIB

Exclusions


Owner's personal belongings.

Disclaimer


The Company offers the details of this vessel or yacht in good faith but cannot guarantee or warrant the accuracy of this information nor warrant the condition of the vessel. A buyer should instruct his representatives, agents, or his surveyors, to investigate such details as the buyer desires validated. This vessel or yacht is offered subject to prior sale, price change, or withdrawal without notice.

PHOTOS


Starboard side



Transom




Transom detail



Port side




Port side aft




Enclosure details




Starboard side & Flybridge details




Aft Deck entrance wing door, starboard side




Starboard side, forward




Port side, forward



Foredeck from Flybridge



Deck, starboard



Deck, port



Anchor gear details



Foredeck, port side



Deck gear box, starboard



Foredeck, aft to Bridge



Flybridge



Bridge Helm Station



Helm Station2



Helm Station3



Helm Station detail




Bridge, starboard side



Bridge, starboard aft



Bridge, aft



Bridge, aft




Bridge, port aft



Bridge, port side




Helm Station storage, port side




Nav & Electronics panel, Helm Station, starboard side




Helm Station storage, starboard side



Enclosed Aft Deck to starboard




Aft Deck, starboard side detail




Aft Deck, port side



Aft Deck, port side




Aft Deck, port side detail




Aft Deck wing door, port side



Aft Deck storage locker, port side




Aft Deck access to Bridge & Salon



Aft Deck access to Bridge & Salon




Aft Deck wet bar & entrance to Salon & Bridge



Wet bar & storage detail



Salon, port side



Salon chair, starboard side




Salon, starboard side aft



Companionway to Aft Deck




Salon, aft to Companionway entrance



Salon forward to windows (cover in-place)




Entertainment center




Salon to Galley



Custom desk in console, starboard amidships (dated photo)



Dinette area to port



Dinette table



Galley Down to starboard




Galley




Fore / Guest Cabin Head




Head vanity & hatch



Passageway door to Fore / Guest Cabin from Galley



Entrance to Master / Aft Cabin from Salon



Master / Aft Cabin berth



Master / Aft Cabin, port side



Master / Aft Cabin, port side




Master / Aft Cabin, port side forward



Master / Aft Cabin, forward




Master / Aft Cabin, starboard side



Master / Aft Cabin, starboard side2



Master / Aft Cabin Head



Master / Aft Cabin vanity




Vanity detail2



Stall shower




Salon engine room access



Salon engine room access2




Engine room (dated photo)



Engine room (dated photo)




Engine room (dated photo)



Engine room (dated photo)





CONTACTS

Andrey Shestakov, leading yacht broker of the sales department of Shestakov Yacht Sales Inc. Shestakov Yacht Sales Inc., the official representative of the Miami/Fort Lauderdale FL headquarters.

Contact details

Email: **andrey@shestakovyachtsales.com**

Web: shestakovyachtsales.com/en/

Telephones

USA: **+1(954)274-4435**

Office hours

Monday – Saturday: **9:00 - 21:00** EDT

Sunday: **closed**

Address



Harbour Towne Marina, 850 NE 3rd St, STE 213, Dania, FL 33004