

SWIFTSURE — ISLAND PACKET YACHTS



Судостроитель:
ISLAND PACKET YACHTS

Год постройки: 1999

Цена: **ЦЕНА ЯХТЫ ПО ЗАПРОСУ**

Местонахождение: United States

Длина общая: 41' 6" (12.65m)

Ширина: 13' 0" (3.94m)

Макс. осадка: 4' 9" (1.42m)

Купить **SWIFTSURE — ISLAND PACKET YACHTS** а также выбрать подходящую вам яхту из нашего каталога яхт вам поможет опытный яхтенный брокер Андрей Шестаков. На сегодняшний день компания **Shestakov Yacht Sales Inc.** имеет большое количество яхт в собственном списке продаж, а также тесно сотрудничает со всеми крупными яхтенными производителями по всему миру. Для того чтобы купить яхту **SWIFTSURE — ISLAND PACKET YACHTS** а также проконсультироваться по любому вопросу связанному с покупкой, продажей, чартером яхт позвоните по телефону **+7(918)465-66-44**.

ОГЛАВЛЕНИЕ

ОГЛАВЛЕНИЕ	2
ХАРАКТЕРИСТИКИ	4
Обзор	4
Основная информация	4
Размеры	4
Скорость, вместимость и масса	4
Размещение	5
Корпус и палуба	5
Информация о двигателе	5
ПОДРОБНОЕ ОПИСАНИЕ	6
Исключения	10
Отказ от ответственности	10
ФОТОГРАФИИ	11
Manufacturer Provided Image	11
Manufacturer Provided Image	11
Full deck view	11
Manufacturer Provided Image	11
Stern detail	12
Bow detail	12
Companionway	12
Club footed cutter	12
Pedestal Port view	12
Custom Covers dodger w handrails	12
Sobstad sail/ Charleston furling main	13
More bow detail	13
Triple chain plates	13
Yanmar diesel	13
Primary winch	13

Galley view	13
Aft cabin starboard head/shower	14
Bulkhead table	14
Full view owner's stateroom	14
Forward head/shower	14
Hanging locker owner's stateroom	14
Owner's stateroom berth	14
Main salon port side	15
View facing aft main salon	15
Electrical AC/DC Panel	16
CE Certified ports	16
Engine gauge panel w shut off	16
Coachroof winch /line brakes	17
Deck view forward	17
Bow detail #2	17
Windlass power up/down	17
Charleston spar main furling/ winches	18
Double anchors w jib furler	18
Whitlock gear steering w St Raymaringauges	18
pedestal w windlass switch/folding table	18
More stern detail	19
КОНТАКТЫ	20
Контактная информация	20
Телефоны	20
Время работы	20
Адрес	20

ХАРАКТЕРИСТИКИ

Обзор

Best cruiser for world travel these 40's are fast, easy to handle and can take on almost any weather with ease, comfort and security. Built with proprietary materials these boats age well and provide value beyond the norm. I am most impressed by this product. This boat has all the right stuff including (new 2012) RayMarine radar/chart, double anchors, cutter rig with Jobson self tacking jib, Custom Covers dodger, good teak and strong maintenance. Call me to see this in Westbrook Ct.

She has just added a new Mainsail and a new Fairclough full winter cover. Don't miss a chance to see this beautiful boat. **ENGINE HOURS AT ONLY 2184**

A current survey available to a qualified buyer and HUGH PRICE REDUCTION INTO THE NEW YEAR!

Основная информация

Модельный год: 1999

Год постройки: 1999

Страна: United States

Размеры

Длина общая: 41' 6" (12.65m)

Длина по ватерлинии: 39' 4" (11.99m)

Ширина: 13' 0" (3.94m)

Макс. осадка: 4' 9" (1.42m)

Длина привального бруса: 40' 0"
(12.19m)

Скорость, вместимость и масса

Водоизмещение: 22800 Pounds

Вместимость воды: 170 Gallons

Вместимость сточного бака: 25 Gallons **Объем топливного бака:** 90 Gallons

Размещение

Всего кают: 2

Всего коек: 9

Всего ком. состава: 2

Корпус и палуба

Материал корпуса: Fiberglass

Информация о двигателе

Двигатели: 1

Производитель: Yanmar

Модель: 4JH2E

Тип двигателя: Inboard

Тип топлива: Diesel

ПОДРОБНОЕ ОПИСАНИЕ

Sail Area

IJPE : 774.83 sq ft I : 49.83 ft J : 17.75 ft P : 42.83 ft E : 15.50 ft

Manufacturer Provided Description

Designed with Island Packet Yachts' exclusive Full Foil Keel, the Island Packet 40 unifies the performance attributes of modern hull and foil designs with the superior safety, enhanced steering qualities, and more seakindly motion available only with a long keel. This feature brings numerous benefits to the cruising sailor: superior protection from damage or fouling of prop and rudder, an integral hull and keel construction for the strongest possible unified structure, a moderate draft with exceptional stability characteristics for shallow water gunkholing or worldwide voyaging, and winning performance capabilities. Full-length cabin top handrails, double lifelines with welded bow and stern rails, recessed foredeck with bulwarks, and a premium, slip-resistant surface of a contrasting low-glare gelcoat all contribute to offshore safety. Forward, the integral bowsprit-anchor platform increases sail area, improves sheeting angles for enhanced windward performance, and provides ready stowage and immediate access for ground tackle. The 8-foot long cockpit has full-length contoured seats offering plenty of room for comfortable sitting or stretching out. A premium, console-mounted rack and pinion steering system is employed for its exceptional feel and rugged reliability. Integrated into the custom steering console are the single-lever engine control, compass, and flip-up cockpit table. The cutter rig used has furling systems on both the genoa and self-tending staysail. The skipper has a variety of sail combinations available that are readily adaptable to maximize comfort, safety and performance over a wide range of wind and sea conditions. The generous sail plan, utilizing three simply managed sails, coupled with the easily-driven, long-waterline hull form, assures excellent light-air performance. Belowdecks, two double staterooms, well-separated for privacy, and each with an adjoining head and shower, combine with an expansive central living area to provide a gracious setting. Overhead handrails, bulkhead handgrips and an easily maintained, molded slip-resistant cabin sole offer sure-footed movement while underway. The wraparound galley is equipped with a host of detail features for both convenience and safety. The L-shaped settee in the main salon can be quickly converted to an extra double berth with its built-in pullout panel. Forward, there is an elegant, full-width owner's stateroom, with generous stowage. The aft stateroom is similarly roomy and inviting, and has a huge double berth. The engine is mounted on a molded engine bed with an integral drip pan. Fastidious mechanical, electrical and plumbing systems are all in evidence here and are easily accessible through a removable front panel, hinged side panels and an aft cover. All Island Packet 40 structural laminates and internal reinforcements are designed to meet or exceed rigid ABS standards for offshore yachts. Hulls are molded of knitted triaxial roving, offering vastly superior impact and puncture resistance compared to conventional woven rovings or cored construction. Deck laminates are engineered for high-strength with reduced weight, utilizing Island Packet's exclusive PolyCore system.

Interior construction features an engineered grid system and reinforced fiberglass structure fully bonded with the hull to form a unit structure of immense strength and durability.

Equipment List

Island Packet 40 Specifications - Standard Equipment Rig - Sails - Hardware - Sails: Kappa Furling Main recently replaced, 130% Harken roller furling genoa, Harken roller furling staysail, foam uv protective luff, spinnaker w rigging- Genoa gear, including tracks, blocks, sheets and furling system - Staysail gear including Gary Hoyt self tacking boom w traveler, blocks, Lewmar Ocean Series 8C sheet winch, Lewmar Ocean Series 8C halyard winch, furling system - Jib halyard winch on mast, Lewmar Ocean Series 24C, 2-speed - Main halyard (on roller bearing masthead sheave) and main sheet, led to cockpit through stoppers to Lewmar Ocean Series 30CST winch - All halyards internal; color coded running rigging, convenient coaming storage bins for lines - Boom vang - Winch handle - 10" lock-in chrome - Jib sheet winches (2) Lewmar Ocean Series 48CST, 2 speed - Harken Main sheet traveler w- 4:1 control system - Welded stainless steel double bow rail & stern rail, stanchions, stern rail with stainless steel flag staff holder Wheel steering - console mounted custom Whitlock rack & pinion direct system with wheel brake, stainless steel wheel. Autopilot installation. Custom pedestal w- guard, single lever engine control, hinged table. Emergency tiller with storage bracket - Compass, Ritchie SP-5, custom nav grid - Double lifelines w- side gates, full length teak cabin top handrails - Stern gate w- quick release hook - Swim ladder (stainless steel transom mount) w- teak steps - Two heavy duty stainless steel anchor rollers w- hinged deck pipes to forepeak - Four 12" mooring cleats, two 10" spring line cleats, chocks and stainless steel chafe guards - Twin backstays for easy stern boarding & unobstructed helm seating - Keel stepped mast, all anodized spars - Sparcraft Ocean Series Interior - Thirteen opening ports w- screens - polished stainless steel, safety glass - Seven deck hatches-forward head, forward cabin, salon, aft head, aft cabin, galley nav area - Lewmar (acrylic & aluminum) - Four deck ventilators (dorade type) w- screens - Large forepeak w- louvered access door & overhead deck pipes, light, drain to bilge, center divider w- attachment for rodes - Forward head w- shower (drain to auto sump), w- curtain on track, teak seat, large vanity with polished stainless steel sink, hot-cold pressure water w- shower, unbreakable mirror, Formica counter w- teak trim, storage cabinets, two opening ports and an overhead hatch, toothbrush holder w- cup, toilet paper holder, integral recessed lighting - Forward cabin w- privacy doors to salon & head compartment. Large double berth w- full-length teak shelf outboard and overhead shelf on headboard - bulkhead with reading light under, large stowage lockers and six cedar lined drawers under. Generous cedar lined hanging locker w- shelf over plus bureau w- shelf over. Three opening ports, overhead hatch, deck vents, varnished teak & holly sole - Main salon w- L-shaped pullout double settee berth to starboard, single settee berth to port, teak cabinets & book shelves outboard of both settees. Large stowage areas behind

& under each settee. Cedar lined hanging locker w- shelf over. Deluxe drop leaf table folds against bulkhead rack (w- bottle stowage) for unobstructed 4' wide varnished teak & holly sole. Large overhead hatch, numerous opening ports, deck vents & overhead handrails

- Navigation station w- large table w- tray storage under, nav light, two position table top, generous nav - electronics cabinet w- master AC-DC electrical panel plus room for variety of owner installed equipment. New Raymarine chart plotter/radar at helm and below in 2012- Chart stowage drawer beneath settee - Aft head w- shower pan (drain to auto sump), curtain on track, shower area w- teak seat, seat retracts for access to marine head, large vanity with polished stainless steel sink, hot - cold pressure water w- shower, full-length unbreakable mirror, Formica counter w- teak trim, storage cabinets, overhead hatch & opening port, toothbrush holder w- cup, toilet paper holder. Door conveniently located near companionway in main cabin plus additional door for private access to aft cabin - Aft cabin w- privacy doors to main cabin & head compartment. Large double berth w- full-length teak shelf outboard, stowage lockers under, dressing seat. Generous cedar lined hanging locker w- shelf over, bureau w- shelf over, two opening ports plus overhead hatch, varnished teak & holly sole - Courtesy - night lights with switch by companionway - All cushions 5" thick foam & upholstered in premium dual compression foam w designer fabric - Removable teak companionway ladder w- engine access from all sides - Storage rack for companionway drop boards - Molded slip resistant cabin sole adjacent to companionway, galley & nav station, w- draining grate in front of ladder. (Teak grate lifts out for dust pan) - Teak bulkheads, cabinetry, trim - select grain w- furniture quality satin finish varnish throughout - Teak louvered cabin & locker doors - deluxe trim; push-button safety latches on locker doors - Molded fiberglass interior headliner w- textured finish, teak trim - Teak & holly sole in main salon, forward & aft cabins - varnish finish

Galley - Large wrap-around design w- Formica surfaces, teak sea rails on all edges - Icebox - top loading, superior injected froth type urethane insulation throughout, lift-out shelf, large 12 cu. ft. volume, electric drain pump, inside light - Gimballed three-burner LPG stove w- oven - stainless steel deluxe safety type, liftoff cover, stainless steel guardrail w- harness hooks. Pot & pan locker under - Double stainless steel sink with deluxe polished finish, hot & cold pressure water tap, manual pump, retractable spray unit - Trash bin, teak paper towel holder, soap rack - Deluxe teak dish rack & cutlery drawers - Large storage areas above & below counter, storage drawer, microwave alcove

Exterior - Construction - 100% hand laid fiberglass construction throughout with ISO - NPG type gelcoat for maximum durability, plus Island Packet's exclusive PolyClad bottom gelcoat system with 10-year limited warranty. Gelcoat applied using premium high-volume, low-pressure application equipment for exceptional finish quality, reduced airborne emissions - All structural laminates and reinforcements designed to ABS standards - Hull molded in one piece utilizing a proprietary pressure fed application system w- extra strong triaxial glass, unified w- an engineered molded interior grid structure - Deck laminate cored w- advanced PolyCore - a proprietary microsphere & resin matrix that has maximum resistance to rot & delamination - Deck attached to integrally molded hull flange w- bolts, lock nuts & urethane adhesive sealant - Deck hardware thru-bolted w- aluminum backup plates. Extensive mold detail for all deck hardware - Two-tone deck low-glare ivory white with integrally molded tan slip resistant surface (premium

coarse diamond pattern) - Ivory white hull w- gold cove - Combination teak rub - cap rail w- stainless steel striker, teak cap on bowsprit - Deluxe helm console with hinged table, guard - handgrip, compass, single-lever engine control - Contoured cockpit seats almost 8 feet long, coaming storage boxes and line bins, seat hatches with hasps and locks, molded helm seat with cushion and padded backrest, integral storage tray - Molded fiberglass sliding companionway hatch w- sea hood, latch inside, exterior hasp and lock - Companionway dropboards of solid teak, center dropboard fitted with fixed port with etched logo (safety glass), captive safety pin with holder - All exterior teak treated with Sikkens premium Cetol teak finish - Two 2" cockpit scuppers - Cockpit icebox - foam insulation, hinged lid - Fresh water cockpit shower - wash down (cold only) - LPG deck storage bin w- 10 lb. aluminum propane tank (plus room for spare), drain overboard

Mechanical - 50 hp diesel - four-cylinder, fresh water cooled, rubber isolation mounts on reinforced fiberglass bed with integral oil drip pan, twin fuel pumps (mechanical and electrical), twin fuel filters, Michigan 3-blade prop (fixed prop size 11x17- - Racor fuel filter with water separator, jacketed fuel line w- swedged ends - Extensive sound control in engine compartment: gasketed access cover and doors, premium lead lined foam insulation - Engine intake strainer - bronze - Recessed cockpit instrument panel w- electric tachometer, fuel gauge, engine monitoring & warning system, removable acrylic cover -Single lever, Engine throttle/shifter control mounted on pedestal -

Electrical- four premium 12V sealed, immobilized electrolyte, maintenance free gel type batteries - Group 27 - Deluxe electric panels w- four-way battery switch, circuit breakers for DC & AC systems, DC & AC gauges, battery test system, reverse polarity protection, indicator lights, hour meter, elec. pump controls, LPG control, battery charger control - AC 30 amp dockside power system w- polarity and GFI protection, 50' shorepower cord, numerous outlets, galvanic isolator, prewired for second 30 amp service - Marine converter - battery charger - 30 amp Raritan B-series - Numerous 12V interior lamps and (3) courtesy lamps with rocker switch at companionway, dome lights in cockpit locker, forepeak, icebox and engine room

Plumbing- Water heater - 11 gallon marine type w- engine heat exchanger & AC operation, UL approved, foam jacketed hoses - Pressure water system w- hot & cold water tap in galley & heads, shower in heads, cockpit - Manual water pump in galley - LPG stove system w- one 10 lb. aluminum tank (in draining deck storage well) remote solenoid shutoff, gauge - Two marine heads (Raritan) premium triple walled sanitation hose with direct overboard discharge or bypass valve into holding tank. Water intake to heads protected by bronze strainer - 30 gallon (US) welded marine aluminum holding tank with sealed interior, deck pump out fitting - 170 gallon (US) welded marine aluminum fresh water tank w- deck fill, gauges at panel & tank - 90 gallon (US) welded marine aluminum fuel tank w- shutoff valve, deck fill, gauges in cockpit & tank - Fuel, water and holding tanks all located below cabin sole maximizing storage space & minimizing trim changes - Deck fittings for water, fuel, waste - stainless steel w- deck key - Auto sump pump for shower drains - Ultimate magnetic reed float switch - Electric bilge pump w- auto switch integral w- master panel, premium Ultimate magnetic reed float switch - Manual bilge pump - heavy duty (1 1/2" hose). Mounted in cockpit near helm - Icebox drain pump - electric - UL approved bronze, thru-bolted flanged marine seacocks on all thru-hulls below waterline; ball

valves on all thru-hulls in boot stripe - Electrical bonding system for rig & all underwater metals - UL approved marine pre-tinned color coded wiring w- heat sealed connectors throughout - High intensity running lights conforming to latest Colreg specs - Foredeck light mast mounted at spreaders - Masthead anchor light - Prewired: VHF antenna cable in mast & interior; fan wires throughout interior; 12V refrigeration wire - - Shoal draft keel - Bronze 3-blade propeller, - Anchor windlass, reversible electric, Simpson Lawrence sprint 1500 Windlass with deck and remote cockpit controls, deluxe chain stopper - Anchor package, Danforth and 45# plow style self-launch anchors, chain, nylon safety tail, shackles - Cockpit cushions (4 pc) 2" closed cell foam - Carpet set kit, premium foam backed carpeting with bound edges for all teak & holly areas (3 pieces) - Microwave oven

Disclaimer

The Company offers the details of this vessel in good faith but cannot guarantee or warrant the accuracy of this information nor warrant the condition of the vessel. A buyer should instruct his agents, or his surveyors, to investigate such details as the buyer desires validated. This vessel is offered subject to prior sale, price change, or withdrawal without notice.

Исключения

При продаже яхты исключаются личные вещи владельца.

Отказ от ответственности

Компания предоставляет описание судна или яхты добросовестно, но не может гарантировать точность этой информации, а также не ручается за техническое состояние. Покупатель должен проинструктировать своих агентов или оценщиков исследовать представленную информацию более подробно, по собственному желанию. Продажа судна или яхты, изменение цены или снятие с продажи будет происходить без предварительного уведомления.

ФОТОГРАФИИ

Manufacturer Provided Image



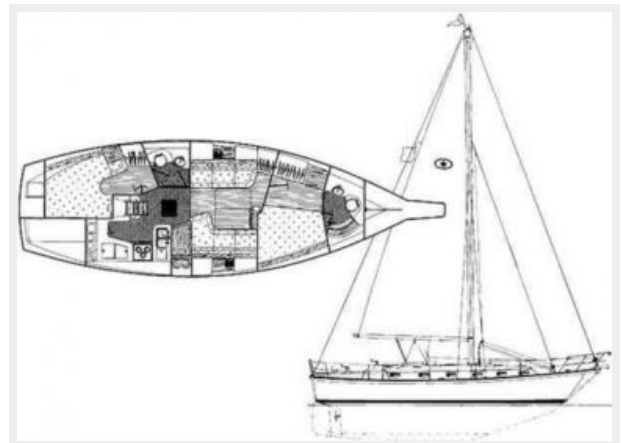
Manufacturer Provided Image



Full deck view



Manufacturer Provided Image



Stern detail



Bow detail



Club footed cutter



Companionway



Pedestal Port view



Custom Covers dodger w handrails



Sobstad sail/ Charleston furling main



More bow detail



Triple chain plates



Yanmar diesel



Primary winch



Galley view



Aft cabin starboard head/shower



Bulkhead table



Full view owner's stateroom



Forward head/shower



Hanging locker owner's stateroom



Owner's stateroom berth



Main salon port side



View facing aft main salon





Electrical AC/DC Panel



CE Certified ports



Engine gauge panel w shut off




Coachroof winch /line brakes




Deck view forward



Bow detail #2



Windlass power up/down



Charleston spar main furling/ winches

Double anchors w jib furler



Whitlock gear steering w St Raymaringauges



pedestal w windlass switch/folding table



More stern detail



КОНТАКТЫ

Андрей Шестаков (Andrey Shestakov) – ведущий яхтенный брокер отдела продаж яхт и судов компании Shestakov Yacht Sales Inc. Официальный представитель Shestakov Yacht Sales Inc. для русскоговорящих клиентов в центральном офисе компании в Майами/Форт Лодердейл/Флорида/США.

Контактная информация

Email: andrey@shestakovyachtsales.com

Web: shestakovyachtsales.com

Телефоны

Краснодарский край: **+7(918)465-66-44**

США, Майами, Флорида: **+1(954)274-4435**

Время работы

Понедельник – Суббота: **9:00 - 21:00**
EDT

Воскресенье: **Закрето**

Адрес



Harbour Towne Marina, 850 NE 3rd St,
STE 213, Dania, FL 33004