

ODYSSEY — TIARA



Builder: TIARA

Year Built: 2000

Price: PRICE ON APPLICATION

Location: United States

LOA: 58' 3" (17.75m)

Beam: 16' 0" (4.85m)

Max Draft: 5' 1" (1.55m)

Cruise Speed: 21.72440605 Kts. (25 MPH)

Max Speed: 27.807239744 Kts. (32 MPH)

Our experienced yacht broker, Andrey Shestakov, will help you choose and buy a yacht that best suits your needs **Odyssey — TIARA** from **our catalogue**. Presently, at **Shestakov Yacht Sales Inc.**, we have a wide variety of yachts available on **our sale's list**. We also work in close contact with all the big **yacht manufacturers** from all over the world.

If you would like to buy a yacht **Odyssey — TIARA** or would like help answering any questions concerning purchasing, selling or chartering a yacht, please call **+1(954)274-4435**

TABLE OF CONTENTS

TABLE OF CONTENTS	2
SPECIFICATIONS	5
Overview	5
Basic Information	5
Dimensions	5
Speed, Capacities and Weight	5
Accommodations	5
Hull and Deck Information	6
Engine Information	6
DETAILED INFORMATION	7
Additional	10
Disclaimer	11
Exclusions	11
Disclaimer	11
PHOTOS	12
2	12
3	12
4	12
5	12
6	12
Stidd Helm double seat	12
Helm electronics,throttle/shifters	12
9	12
10	13
11	13
12	13
13	13
Galley	13

Galley	13
Dinette	13
17	13
18	14
19	14
20	14
21	14
22	14
settee starboard	14
24	14
25	14
26	15
27	15
28	15
29	15
30	15
31	15
Guest stateroom	15
Guest stateroom	15
34	16
35	16
36	16
37	16
38	16
39	16
40	16
41	16
5000 series floor plan	17
3 Blade bronze props	17

44	17
CONTACTS	18
Contact details	18
Telephones	18
Office hours	18
Address	18

SPECIFICATIONS

Overview

One of Tiaras best boats the 5200 does it all well. Solid construction, diesel power by Caterpillar, and great cruising capability/comfort provide strong value either day tripping or extended cruising. Possibly the best maintained 52 Tiara. This boat has had two owners who both provided above average care at a local Tiara dealership known for their competence. This is truly a New England boat stored inside and covered during the winter season.

Basic Information

Model Year: 2000

Year Built: 2000

Country: United States

Dimensions

LOA: 58' 3" (17.75m)

LWL: 45' 6" (13.87m)

LOD: 50' 9" (15.47m)

Beam: 16' 0" (4.85m)

Max Draft: 5' 1" (1.55m)

MFG Length: 52' 0" (15.85m)

Speed, Capacities and Weight

Cruise Speed: 21.72440605 Kts. (25 MPH)

Max Speed: 27.807239744 Kts. (32 MPH)

Displacement: 38600 Pounds

Water Capacity: 200 Gallons

Holding Tank: 80 Gallons

Fuel Capacity: 700 Gallons

Accommodations

Total Cabins: 2

Total Heads: 1

Hull and Deck Information

Hull Material: Fiberglass

Hull Configuration: Planing

Engine Information

Engines: 2

Manufacturer: Caterpillar

Model: 3406E

Engine Type: Inboard

Fuel Type: Diesel

DETAILED INFORMATION

Accommodations

Plan A features two staterooms:

Forward owners stateroom:

Hinged entry door, Queen size pedestal bed, storage stowage under, Central vacuum Vanity w mirror, removable stool, built-in TV/VCR w remote, AM/FM/CD player, AC with reverse cycle heating, Port/Starboard hanging lockers, Overhead storage

Portside forward aft of Owners stateroom: Private Head, fully enclosed shower, vanity and sink. Vacuflush toilet, AC vent, Linen storage locker.

Guest stateroom (to starboard base of companionway) with either double twin berths or convertible to king with insert. Guest/Day head with sink, vanity and stall shower. Entry from Salon and Guest stateroom

Expansive Salon midship features area w "U" shaped dinette which seats 6

Opposing lounge with complete entertainment including TV and VCR with remote AM/FM stereo with speakers and Multidisc CD changer

16,000 BTU air conditioner and reverse cycle heat.

Galley at base of companionway w Subzero frig freezer, Corian countertops, 3 burner electric cooktop, Microwave oven, Built in coffeemaker, Dish lockers/Utensil drawers washer dryer under stairs.

Hull/Deck/Construction/Detail

Hull is formed with a gelcoat outer layer, quad axial fiberglass, balsa core, epoxy resin and vacuum bag technology

Stringers are low density closed cell PVC foam encapsulated in quad axial fiberglass, epoxy resin

Deck is gelcoat outer layer, handlaid fiberglass and balsa core with vinylester resin

Tiara diamond pattern non-skid deck, cockpit and walkway surfaces

Gelcoated engine room, hatches, bilge/storage compartments

Integral, watertight hull/deck joint

Toggle mounted engine system

Under swim platform exhaust

Hull Prop Tunnels provide improved performance

Hullside engine air intake system

Tiara custom 24V DC and 120V AC electrical system

Recessed, molded-in portlights

EXTERIOR details

Fiberglass radar/antenna arch with handrails

Fiberglass composite windshield frame with grabrails

Float mounted tempered glass

power actuated center vent, windshield defogger/washer wiper system

Wide walk-ways forward with gradual rise (NO STEPS)

Engine room access via aft facing lounge seat in lower cockpit and upper deck access hatch

1/1/4 One piece welded SS bow rail

Molded-in fiberglass bow pulpit with stainless roller

Forward flush anchor locker door

Foredeck recessed sun pad/drink holders and storage

3 deck hatches provide ample light/ventilation below

SS hause pipes deck fittings and hardware

Transom mounted crane /davit system

Upper/Lower Cockpits

Upper:

Helm console is Tilt-away via Tiara with full instrumentation

Stidd double helm seat

L shaped lounge to portside with storage below drink holders and handrail

Navigation Center with flat chart, drink holders storage compartment and handrail

Upper cockpit ventilation system and adjustable discharge grills

Remote Clarion AM/FM cockpit stereo w CD player and 4 multi-directional speakers

Wet bar, sink, cutting board, storage below, ice maker, refrigerator and 120volt outlets

Helm console and exterior seating covers

Lower:

Courtesy lights with remote

Molded-in aft facing lounge seat w engine room access

Molded -in cockpit steps

Cockpit coaming bolsters

Hydraulically operated cockpit table retractable into cockpit sole

Transom storage trunk w hydraulically operated hatch

60" integrated swim platform w SS ladder

Port and starboard Transom doors

Cockpit shower, hot/cold pressure water

Fresh/raw water washdown outlets

Electronics/Electricals

Heart interface controller Link 2000

Control panel/switches/breakers in upper cockpit engine access floor panel

Battery switches

Multiple lighting throughout boat

Courtesy lighting with additional night vision red lamps

Electric bow windlass with remote

Dash electronics for both engines: Tachometer, Oil pressure, Volts, Temperature, Fuel gauges

Caterpillar digital gauge displays (both engines)

Rocker/ toggle switch panel and Fuse panel

Dual engine shifters/throttles

Engines

Caterpillar 3406E twin diesel engines

800 hp each

Shaft drive with 3 blade Bronze propellers

Delivers a respectable 25-26 knot cruise and top speed just over 30 knots.

Tankage

Fuel 700 gallons

Water 200 gallons

Waste 80 gallons

Additional

Inside Equipment:

- Electric Stove Top
- Coffee Maker

NOTE: Dinghy is included a Walker Bay 10.5" with 9 hp 4 stroke outboard

Disclaimer

The Company offers the details of this vessel in good faith but cannot guarantee or warrant the accuracy of this information nor warrant the condition of the vessel. A buyer should instruct his agents, or his surveyors, to investigate such details as the buyer desires validated. This vessel is offered subject to prior sale, price change, or withdrawal without notice.

Exclusions

Owner's personal belongings.

Disclaimer

The Company offers the details of this vessel or yacht in good faith but cannot guarantee or warrant the accuracy of this information nor warrant the condition of the vessel. A buyer should instruct his representatives, agents, or his surveyors, to investigate such details as the buyer desires validated. This vessel or yacht is offered subject to prior sale, price change, or withdrawal without notice.

PHOTOS

2



3



4



5




6




Stidd Helm double seat



Helm electronics,throttle/shifters



9



10



11



12



13



Galley



Galley



Dinette




17



18




19



20




21



22



settee starboard



24



25



26



27



28



29



30



31



Guest stateroom



Guest stateroom



34



35



36




37



38




39




40




41





5000 series floor plan



3 Blade bronze props



44



CONTACTS

Andrey Shestakov, leading yacht broker of the sales department of Shestakov Yacht Sales Inc. Shestakov Yacht Sales Inc., the official representative of the Miami/Fort Lauderdale FL headquarters.

Contact details

Email: **andrey@shestakovyachtsales.com**

Web: shestakovyachtsales.com/en/

Telephones

USA: **+1(954)274-4435**

Office hours

Monday – Saturday: **9:00 - 21:00** EDT

Sunday: **closed**

Address



Harbour Towne Marina, 850 NE 3rd St, STE 213, Dania, FL 33004