

## ASSIGNATION — BURGER



**Builder:** BURGER

**Year Built:** 1988

**Model:** Motor Yacht

**Price:** PRICE ON APPLICATION

**Location:** United States

**LOA:** 72' 0" (21.95m)

**Beam:** 19' 0" (5.79m)

**Max Draft:** 6' 1" (1.85m)

**Cruise Speed:** 19 Kts. (22 MPH)

**Max Speed:** 24 Kts. (28 MPH)

Our experienced yacht broker, Andrey Shestakov, will help you choose and buy a yacht that best suits your needs **Assignment — BURGER** from our catalogue. Presently, at Shestakov Yacht Sales Inc., we have a wide variety of yachts available on our sale's list. We also work in close contact with all the big yacht manufacturers from all over the world.

If you would like to buy a yacht **Assignment — BURGER** or would like help answering any questions concerning purchasing, selling or chartering a yacht, please call **+1(954)274-4435**

# TABLE OF CONTENTS

TABLE OF CONTENTS	2
SPECIFICATIONS	4
Overview	4
Basic Information	4
Dimensions	4
Speed, Capacities and Weight	4
Accommodations	5
Hull and Deck Information	5
Engine Information	5
DETAILED INFORMATION	6
Measurements	6
Air Draft	6
2019	6
2018 Refit (\$1,400,000)	6
2014 - 2017 Upgrades & Maintenance	6
Pilothouse	7
Main Salon	7
Lower Accommodations	8
Guest Stateroom #1	8
Galley	9
Crew Mess	9
Guest Stateroom #2/Crew Stateroom	9
Flybridge	9
Cockpit	10
Lazarette	10
Side Decks and Foredeck	10
Engine and Mechanical Equipment	11
Electronics and Navigation Equipment	11

Electrical System	11
Safety Equipment	12
Deck Equipment	12
Exclusions	12
Exclusions	12
Disclaimer	12
PHOTOS	13
Assignment Head	15
RM-72 Medora GA-1	19
RM-72 Medora GA-2	20
RM-72 Medora GA-3	20
CONTACTS	21
Contact details	21
Telephones	21
Office hours	21
Address	21

# SPECIFICATIONS

## Overview

ASSIGNATION is a rare, pedigree Ray Hunt/Burger collaboration. Built originally for a yachtsman who wanted a quick, dependable, aesthetically pleasing yacht with long range capability, she has been extensively refitted/ upgraded by her present very knowledgeable owner. New C-18 CATS, AC chillers, toilets, watermaker, exterior cosmetics, and interior décor are only a few of the long list of items that have been addressed. ASSIGNATION is perfect for the owner who wants to cruise in style – dash over to the Bahamas to anchor in a quiet cove, enjoy pristine waters with family or friends, fish in comfort (outriggers, 130 Class Bluewater fighting chair) or simply enjoy the accouterments of being on a “proper” yacht – not to mention the accolades of passersby’s. This aluminum 72’ Cruiser was built to very high standards with heavier scantlings than most other Burgers. From her bilges to her interior fit and finish, to her beautiful teak rails and stainless hardware, she is a truly a quality yacht (or exudes the meaning of quality).

## Basic Information

Category: Motor Yacht	Model Year: 1988
Year Built: 1988	Refit Year: 2017
Country: United States	

## Dimensions

LOA: 72' 0" (21.95m)	Beam: 19' 0" (5.79m)
Max Draft: 6' 1" (1.85m)	

## Speed, Capacities and Weight

Cruise Speed: 19 Kts. (22 MPH)	Max Speed: 24 Kts. (28 MPH)
Displacement: 120000 Pounds	Water Capacity: 750 Gallons
Holding Tank: 300 Gallons	Fuel Capacity: 2500 Gallons

## Accommodations

---

**Total Cabins:** 3

**Sleeps:** 6

**Total Heads:** 3

## Hull and Deck Information

---

**Hull Material:** Aluminum

## Engine Information

---

**Engines:** 2

**Manufacturer:** Caterpillar

**Model:** C-18

**Engine Type:** Inboard

**Fuel Type:** Diesel

# DETAILED INFORMATION

## Measurements

LOA: 72 ft Beam: 19 ft Max Draft: 6'1" Max fully loaded. 5'3" light load Displacement: 120,000 lb. Engines: (2) CAT C-18's, 1150 h.p. Windlass: Nilsson dual capstan hydraulic Fuel Tanks Capacity: 2,500 gal in (3) tanks Fresh Water Tanks Capacity: 750 gals in (2) tanks Holding Tank Capacity: 270 gal/150-gal black water in (2) tanks, 120-gal gray water in (1) tank Number of double berths: 1 Number of twin berths: 4 Number of Cabins: 3 Number of heads: 3

## Air Draft

Mast up – 31' Mast dropped – 21' Outriggers up – 36'

**Interior Headroom:** 7' throughout except engine room. Engine room has 1/3 stand-up and full stand-up between engines.

## 2019

11/2019 – New paint and new prop speed

## 2018 Refit (\$1,400,000)

New Caterpillar C-18 ACERT engines and ZF transmissions New shafts and Nibral props New Naiad digital fin stabilizer system – 2018 New 240V Hubbell Isolation Transformer New Automatic/Manual Statco Voltage Regulator/Boost Transformer Engine room re-wired and re-configured (2) New Cruisair chillers (6) New air handlers (3) Masterflush 24V Dometic heads with adjustable water flow New air compressor New Marathon HD electrical ends (2018) on (2) 40 kW John Deere industrial generators

## 2014 - 2017 Upgrades & Maintenance

Hull painted black in 09/2017 U-shaped sun lounge with new cushions and storage on the foredeck New built-in sofas and teak hi-lo dining table which can seat up to 8 in salon 130 Class Bluewater fighting chair in cockpit Teak and Birdseye Maple tables Three stainless steel stakes on rub rails, port and starboard, and swim platform Birdseye Maple basins and countertops in all 3 heads New aluminum stanchions, port and starboard, bow rail & lifelines on welded spuds (no stainless fasteners through deck) New solid teak door in salon, galley, crew mess, and forepeak Gradual stainless-steel stairway with teak steps from flybridge to trunk house New carpet, wall coverings, upholstery, curtains, bedding, spreads, floors throughout the

interiorNautical Structures dinghy Davit – 800 lb.New Simrad NavionicsNew watermaker system  
– Aquamatic Model 700 – 29 gph, 221 hours to 03/09/2020

## Pilothouse

ASSIGNATION's beautiful traditional looking wheelhouse has all the appeal of a classic yacht yet state-of-the-art electronics. Teak sole Golden teak paneling and joinery White removeable overhead panels with teak battens Raised leather covered bench seat (aft of the helm) with pull-out footrest and (2) drawers under seat Spoked wheel with teak rim Recessed signal flag locker above bench seat Brass clock and barometer on aft bulkhead Pedestal mounted helm chair with adjustable height, back, arms, and footrest Sliding port and starboard side deck doors with windows (2) Kerfort roll down windows, one port and one starboard for ventilation (2) Fixed side windows, one port, and one starboard (3) Large windows forward which provide excellent visibility from helm (3) Overhead circular lights with teak rims and stainless-steel protective guards Spacious console with 2 chart drawers underneath (port of helm) and 1 large drawer underneath (starboard) Electrical panels under starboard side of console (12V, 24V & 110V distribution) Steps lead from the starboard aft corner of the pilothouse to the flybridge helm station above.

## Main Salon

A doorway leads from the port aft side of the wheelhouse down a few steps to the main salon. The main salon is charming, comfortable, yet clean and uncluttered. Along the starboard side is an L-shaped settee with a custom built, teak varnished, hi-lo table that can accommodate up to 8 for dining. At both ends of the settee are teak chests which serve as end tables, each with a drawer, cabinet, and lamp.

Opposite on the port side of the salon is a second, smaller raised settee. At the aft end is a teak cabinet with a drinks' fridge. At the forward end is a movable teak storage cabinet for china. At the forward end of the salon, starboard, is a floor to ceiling teak cabinet which houses a large Samsung TV and stereo equipment. Adjacent is a sound proof door which leads down to the engine room.

The main salon has a teak sole which is covered with a bound, removable Sisal carpet, the same carpeting as can be found throughout the yacht. The overhead has white panels with teak battens that can all be removed for access to wiring. Three circular lights with teak rims and decorative stainless-steel protective guards are mounted overhead along the centerline in a section of the ceiling that has full length teak grab rails on either side. In addition, there are several small LED lights overhead as well as: (3) Kerfort roll-down windows: one port, one starboard and one aft which looks out onto the boat deck (2) Large fixed windows to port and starboard

The salon's walls are finished in a custom designed, hand tooled, faux leather wallpaper.

Windows have off white drapes with coral colored “tie backs” which are in keeping with the traditional feel of the yacht.

## Lower Accommodations

---

ASSIGNATION has three cabins and three heads plus a convertible settee in a crew mess (forward). Her versatile accommodations can be used for 2 owners, 2 guests, and 2 to 3 crew or additional guests.

The full beam master stateroom is below – aft of the salon and forward of the cockpit. Its location affords the owners privacy yet easy accessibility from both the salon and the cockpit.

On the starboard aft side of the stateroom is a walk-around queen berth with drawers for storage underneath it. On either side of the berth are built-in night tables – white with teak drawers. Mounted over the berth are handsome, silver gimballled lights – imported from Italy – and indicative of the high quality of light fixtures and hardware throughout the yacht.

Forward to port is a large, walk-in cedar lined closet with a safe. On the forward bulkhead of the stateroom is a Samsung TV. Adjacent (starboard) is a doorway to the ensuite head with stall shower, and teak with inlaid Birdseye Maple wash basin and countertop. Teak drawers and storage cabinet under countertop, mirrored cabinet above. New Dometic Master Flush toilet with adjustable flush. Tile flooring. (2) Circular LED lights with stainless protective guards. Opening overhead hatch. (1) Dogged opening port. Doorway and steps (port aft) which lead up to cockpit. On the port side of the master there is a vanity/desk with chair incorporated into the cabinetry. There are also six large teak drawers under the countertop as well as two cabinets above the countertop with louvered doors. On the starboard side are (2) additional cabinets, all of which provide a great deal of storage for the master stateroom. The walls are covered in a synthetic burlap print wallpaper. The teak floor here is covered in a very attractive, natural sisal carpet.

## Guest Stateroom #1

---

Located below and forward of the salon on the starboard side is a twin berth guest stateroom which is as nicely finished as the master. Between the berths is a night stand. Under the berths are drawers for storage. Over the berths, both inboard and outboard, are large storage cabinets with louvered doors. Forward outboard and to starboard is a large double door, cedar lined closet. At the most forward end of the stateroom is a door which leads to the ensuite head. Although smaller than that of the master it has the same high standard of fit and finish. In addition to having a separate stall shower, it has a Teak and Birdseye Maple sink and countertop with a mirrored cabinet above, four double door louvered cabinets, a new Dometic toilet, and tile flooring. A circular overhead light with teak trim and a stainless-steel protective guard, as well as a dogged opening port, provide plenty of light in this area. The wallpaper and carpeting in the guest stateroom are the same as in the master.



## Galley

Opposite to Guest Stateroom #1 to port is the bright and immaculate galley. It has white cabinets with teak moldings, teak flooring, and white, removable overhead panels with teak battens. In addition, it has the following:

- Fisher and Paykel double door refrigerator
- GE “Café” convection/conventional microwave
- GE “Café” full-size oven
- New Kitchen Aid induction cooktop
- Large stainless-steel sink outboard to port
- Storage compartment for bulky items
- Storage under hatch in sole

## Crew Mess

Further forward of the galley and guest stateroom is a crew mess. It has a long L-shaped settee to port, which pulls out to make into an additional berth. Also in this area are:

1. Folding serving table on forward bulkhead
2. Cabinets with louvered double doors above settee
3. Hand crafted teak spice rack (forward starboard bulkhead)
4. (2) Circular lights with teak trim and guards
5. Dogged port with deadlight
6. Recessed cubbies
7. New Asko stacked washer/dryer concealed behind a louvered door

## Guest Stateroom #2/Crew Stateroom

Forward and further along the companionway is the 2nd guest or crew stateroom (depending on how one wishes to use it). There is a V-berth all the way forward which can accommodate two. Under the front of the berth are two teak drawers. Above to port and starboard are long shelves, as well as an additional upper shelf on the port side. At the bow end of the stateroom is an access hatch to the chain locker. At the aft end of the stateroom on the starboard side are steps which lead up to the foredeck above. Adjacent (starboard) is a doorway which leads to the ensuite head. Opposite the door to the head is a louvered double door hanging locker. Aft of this on the port side is a door that leads to a stall shower compartment. As in all other staterooms, there is plenty of light, both natural and other in this area:

1. (2) Silver lamps mounted on the bulkheads at the foot of the V-berth.
2. (2) Circular ceiling lights (same as in other staterooms).
3. Opening ports, port and starboard.
4. Large opening hatch above berth.

## Flybridge

The flybridge can be reached from both interior steps that lead up from the starboard side of the pilothouse or via an exterior, custom fabricated, stainless stairway (with teak steps and stainless-steel handrails) from the starboard boat deck. This stairway is gradual, safe, and easy to navigate. At the top of this stairway is a security swing door for children and pets. Four additional areas on the yacht can also be secured: Slide in panels at the port and starboard side decks and slide-in panels between the aft outboard stanchions (port and starboard) and the boat deck. The flybridge upper helm station has full controls and instrumentation as well as both redundant and stand-alone electronics. Computer screen and gauges have a plexi cover over them. There is a

compass mounted on the forward console. At the console are the electronic CAT displays, radar screen, bow thruster toggle, and throttle controls. There is a spoked destroyer type wheel here. This area is covered by a stoutly built Bimini with an aluminum frame and canvas top. An additional “fly” with removable supports can be attached to the aft end of the Bimini to provide shade for the entire bridge deck. Aft of the steering console are two custom pedestal mounted helm chairs. To starboard outboard is a built-in settee with storage underneath. On the centerline at the aft end of the helm area is the yacht’s mast. Mast has a large ship’s bell, 2 radar scanners and a SAT TV dome – plus navigation lights at the top. The mast can be lowered to allow for an inside passage to the Great Lakes. On the after end of the bridge deck there are two fore and aft facing settees with storage under each, and a varnished table – a perfect spot for alfresco or protected dining depending on the weather. Adjacent to the aft settee is a drinks’ fridge. Opposite on the starboard side is a long, low, covered freezer with cushion on top for sitting. Mounted on either side of the flybridge are triple spreader outriggers. Steps lead from between the fridge and freezer to the boat deck below. The boat deck has a heavy-duty cradle for a tender. Outboard on the port side is an 800 lb. Nautical Structures davit. Just below the boat deck, a few steps down, is the large cockpit with transom door that leads to the swim platform.

## Cockpit

A sturdy fold down Bimini  
Exquisite 130 Class Bluewater fighting chair  
Hatch to the lazarette  
Electric Nilsson stern warping winch  
Transom door to large swim platform providing easy accessibility to the water for boarding the tender or engaging in water sports activities

## Lazarette

The lazarette houses the yacht’s two John Deere generators as well as one of two 20-gallon hot water heaters, various pumps, and the steering gear.

## Side Decks and Foredeck

Full walkaround side decks lead to the foredeck. Decks are painted here and have new aluminum stanchions, bow rail, and lifelines on welded studs (no stainless fastened through deck). The side decks have entry gates to port and starboard. There are deck fills for fuel and water, port and starboard, as well as shore power connections – one amidships to starboard, plus one on the port side forward. At the front of the house in the bow is a large U-shaped sun lounge covered in a waterproof upholstery which does not require a cover. This is a perfect spot to “get away” if needed, have a nap, or enjoy looking at the water either at anchor or underway! Adjacent to the sun lounge are stainless steel cowl vents for fresh air. At the bow is a Nilsson #300 hydraulic anchor windlass with dual capstans (windlass runs off a PTO on port gen). There are two anchors on rollers here: Starboard 75 lb. stainless steel CQR type with 150’ of ½” chain and 1” rode 44 lb. stainless steel Bruce type lunch hook

## Engine and Mechanical Equipment

The engine room is full width and is accessible externally from the starboard side deck fiddley or internally from stairs in the forward starboard section of the salon. • New twin Caterpillar C-18 1150 hp main engines. Hours to 03/09/2020 Port: 293; Starboard: 290. First CAT recommends service in January 2021. Warranty renewed in January 2021 for 5 years and 2,000 hours. • New Armco Aquamet 3" heavy duty (30% overbar) propeller shafts • Michigan Dyna Quad Nibral props • Dayton 1000 CFM reversing engine room blower system • New Naiad 7 sq. ft. digital stabilization system: drives for both engines • New HPS/Naiad 12 hydraulic bow thruster. Runs off PTO on port gen • New Char-Lynn engine driven power steering 2013 (work done by Hunt) which creates an adjustable trailing edge to the deep vee that out-performs traditional trim tab designs. Updates when new engines were installed in 2018. runs off PTO's on port and starboard engines. • Halon fire control system • 2F #BW-165, 2:1 reduction ratio gears • Tide shaft seals • Diamond Plate floors • PTO's: Port generator for bow thruster and windlass • PTO's for stabilizers on main engines

## Electronics and Navigation Equipment

ICOM AT 710 auto coupler SSB radio, non-operational New Simrad Network electronics in 2017 **Lower Helm:** Port and Starboard 19-inch NSO evo2 Multi-function displays, Stbd Display also shows engine room. Reverse image rear-view CCTV cameras Helmsman center location dedicated 9-inch display NSS evo3 OP40 controller remote key pad for direct entry of data and menus on touch screen displays 4 IS40 instrument displays showing depth, speed, rudder-angle, wind speed/angle or any other chosen data. Simrad AP 12 Auto Pilot driving engine driven power steering. Auto pilot can be controlled from any of the six Simrad MFDs S5100 Sounder with CHIRP High-performance CHIRP sonar module featuring three fully independent channels. with separate high and low transducers Sonar Hub/Forward Scan forward reading sonar. **Upper Helm:** Simrad 16 inch NSS evo3 Multi-function display 12 Inch NSO evo3 Glass bridge style touch screen Multi-Function Display Helmsman center location dedicated 9 inch display NSS evo3 (3) IS 40 multi-function instrument displays OP controller remote key pad for direct entry of data and menus on touch screen displays Halo 4 25W solid-state pulse compression radar with 4-foot open array antenna, 64nm range Simrad 10 KW 6-foot 72-mile radar Airmar mast head wind/weather instrument XM Satellite weather receiver 2x Garmin 300 VHF radios with full function remotes at both helms.

## Electrical System

12V and 24V DC 110 / 220V AC John Deere Industrial 40 kw generators – port 5,603 hours to 03/09/2020; starboard 6,066 hours to 03/09/2020. Serviced in January 2021. (2) New batteries: House Brute Force AGM 2012; Odyssey Cranking AGM New 2018 ProMariner 12-volt and Charles 24V battery chargers (2) 100-Amp Hubbell shore electrical cables with one connector in port side and one connector starboard amidships Caterpillar instrumentation and engine

alarmsMurphy systems alarmsCAPAC Corrosion protection monitorCustom distribution panel:  
Isolation transformers in the engine roomHubble Industries 25 KVA transformerLED interior lights

## Safety Equipment

Aqua Signal nav lightsSwitlik 8-person liferaft(3) Life rings: (2) adjacent to pilothouse doors and  
(1) aft bulkhead of trunk cabin(1) EPIRBShip's bell on mastLifejacketsFire extinguishers

## Deck Equipment

Dock lines and fendersExterior cushions and covers: Covers for helm chair, flybridge seating  
and table(2) Stainless cowl vents on the foredeckNilsson H300 dual capstan hydraulic anchor  
windlass with 75 lb. CQR type primary anchor and 150' of ½" chain and 100' 1" rodeSecondary  
"Lunch hook" – 44 lb. stainless steel Bruce anchorHinged mast for bridge clearance (when  
needed)Side ladderTide Ride ladderTriple Kahlenberg air hornsCarlisle Finch search light(2)  
Triple spreader outriggers(1) Drinks' fridge on flybridge(1) Custom built-in freezer with cushion on  
top for seating

## Exclusions

Buffalo skullAntique Map in GalleyMarlin lampsPersonal booksAssignment blanketCookware  
and small galley appliances

## Exclusions

Owner's personal belongings.

## Disclaimer

The Company offers the details of this vessel or yacht in good faith but cannot guarantee or  
warrant the accuracy of this information nor warrant the condition of the vessel. A buyer should  
instruct his representatives, agents, or his surveyors, to investigate such details as the buyer  
desires validated. This vessel or yacht is offered subject to prior sale, price change, or withdrawal  
without notice.


# PHOTOS







## Assignment Head



















**RM-72 Medora GA-1**



**RM-72 Medora GA-2**



**RM-72 Medora GA-3**



# CONTACTS

---

Andrey Shestakov, leading yacht broker of the sales department of Shestakov Yacht Sales Inc. Shestakov Yacht Sales Inc., the official representative of the Miami/Fort Lauderdale FL headquarters.

## Contact details

---

Email: **andrey@shestakovyachtsales.com**

Web: [shestakovyachtsales.com/en/](http://shestakovyachtsales.com/en/)

## Telephones

---

USA: **+1(954)274-4435**

## Office hours

---

Monday – Saturday: **9:00 - 21:00 EDT**

Sunday: **closed**

## Address

---



Harbour Towne Marina, 850 NE 3rd St,  
STE 213, Dania, FL 33004