

2018 66' AZIMUT FLY — AZIMUT



Builder: AZIMUT

Year Built: 2018

Model: Motor Yacht

Price: PRICE ON APPLICATION

Location: United States

LOA: 66' 0" (20.12m)

Beam: 17' 0" (5.18m)

Min Draft: 5' 3" (1.60m)

Max Draft: 5' 3" (1.60m)

Our experienced yacht broker, Andrey Shestakov, will help you choose and buy a yacht that best suits your needs **2018 66' Azimut Fly — AZIMUT** from **our catalogue**. Presently, at **Shestakov Yacht Sales Inc.**, we have a wide variety of yachts available on **our sale's list**. We also work in close contact with all the big **yacht manufacturers** from all over the world.

If you would like to buy a yacht **2018 66' Azimut Fly — AZIMUT** or would like help answering any questions concerning purchasing, selling or chartering a yacht, please call **+1(954)274-4435**

TABLE OF CONTENTS

TABLE OF CONTENTS	2
SPECIFICATIONS	5
Overview	5
Basic Information	5
Dimensions	5
Speed, Capacities and Weight	5
Accommodations	6
Hull and Deck Information	6
Engine Information	6
DETAILED INFORMATION	7
Description	7
Exclusions	19
Disclaimer	19
PHOTOS	21
Master Stateroom (1)	21
Master Stateroom (2)	21
Master Stateroom (3)	21
Master Stateroom (4)	21
Master Stateroom (5)	21
Master Stateroom (6)	21
Master Stateroom (7)	21
Master Stateroom (8)	21
Salon (1)	22
Salon (2)	22
Salon (3)	22
Salon (4)	22
Salon (5)	22
Salon (6)	22

Salon (8)	22
Vip State Rooms (1)	22
Vip State Rooms (2)	23
Vip State Rooms (3)	23
Vip State Rooms (4)	23
Vip State Rooms (5)	23
Vip State Rooms (6)	23
Vip State Rooms (7)	23
VIPP (1)	23
zzz (1)	23
Helm (1)	24
Helm (2)	24
Helm (3)	24
Helm (4)	24
Helm (5)	24
Helm (6)	24
Helm (7)	24
Helm (8)	24
bridge2	25
bridge	25
bridge 3	25
bridge 4	25
Bridge Helm (6)	25
Bridge Helm (7)	25
Bridge Helm (8)	25
bridge 5	25
Bridge Helm (9)	26
Bridge Helm (3)	26
Bridge Helm (4)	26

Bridge Helm (5)	26
Bridge Helm (10)	26
Bridge Helm (11)	26
Bridge Helm (12)	26
Bridge Helm (13)	26
Engine Room (2)	27
Engine Room (3)	27
Engine Room (4)	27
Engine Room (5)	27
Engine Room (6)	27
Engine Room (7)	27
Engine Room (8)	27
Engine Room (9)	27
Engine Room (10)	28
1exterior2	28
1exterior	28
CONTACTS	29
Contact details	29
Telephones	29
Office hours	29
Address	29

SPECIFICATIONS

Overview

This vessel is highly optioned with very low (180) engine hours on Caterpillar C18. Sea Keeper, Bow/Stern Thruster, Joystick, Raymarine Platinum Package, Décor Upgrade, Bimini Top on bow electrically operated, gangway. Very New and highly maintained. Shows extremely well!

KEY FEATURES TO CONSIDER!!

LOW HOURS!!

SEAKEEPER GYRO STABILIZATION!!

JOYSTICK!!

BOW AND STERN THRUSTERS!!

ELECTRONIC POWER STEERING!!

INTEGRATED CONTROL PANEL!!

Basic Information

Category: Motor Yacht

Model Year: 2018

Year Built: 2018

Country: United States

Vessel Top: Electronic Sunroof

Fly Bridge: Yes

Dimensions

LOA: 66' 0" (20.12m)

Beam: 17' 0" (5.18m)

Min Draft: 5' 3" (1.60m)

Max Draft: 5' 3" (1.60m)

Speed, Capacities and Weight

Water Capacity: 240 Gallons

Fuel Capacity: 1030 Gallons

Accommodations

Total Cabins: 4

Hull and Deck Information

Hull Material: Fiberglass

Engine Information

Engines: 2

Manufacturer: Caterpillar

Model: C18 Acert

Engine Type: Inboard

Fuel Type: Diesel

DETAILED INFORMATION

Description

Description

Complete Factory Equipment and added Options include the Following:

Caterpillar C18 1150's

Onan Generator 300 hrs

Hard Top

Seakeeper Stabilizer

Additional Seakeeper control station on fly

Maneuvering Joystick

Raymarine AIS 650

Raymarine Platinum Package

Raymarine CAM200IP video camera

Glendenning cable master

Additional Glendenning cable master

Audio/Video Package

Central vacuum system

Icemaker on Fly

Luxury lighting Package

Stern thruster

American bar on portside dinette (incl 2 ss swiveling custom stools)

Cockpit chair (each) mod. Oskar

Cockpit furniture w/refrigerator

Coffee table on aft flybridge

Coffee table in salon

Co-pilot seat on fly
Co-pilot seat in main helm
Electrical bimini top on bow
Fabric curtains w/ black out system
Flagpole
Manual hi-lo table on port bow fly bridge
Mosquito nets for portholes
Refrigerator/Freezer upgrade in SS in galley
Safe in master cabin
Teak on Flybridge Deck
Teak on side decks
Telescopic Gangway
Floodlights on aft flybridge
Upgrade std external cushions
Washer & Dryer separate units
Winecooler in salon
Wooden floor in salon & dinette
Add'l control searchlight at lower helm
Chaincounter control at main helm
Cockpit table (hi-gloss version)
Dual Racor Fuel Filters for main engines
Electric Mooring winches in cockpit
Miele appliances (microwave combo and cooktop)

Manufacturer Provided Description Structure and shape of hull

Construction materials and techniques have been carefully researched in order to find the best balance between quality, weight, and rigidity. The hull, deck, deckhouse, trays

and structures are made of high performance sandwich panel with PVC core to achieve maximum rigidity and impact resistance. An infusion lamination system has been used for these parts, a technique that reduces weight while improving the control and quality of the construction. Vinylester resin is used for lamination of the first layers of the hull. Due to its chemical and physical properties, this type of resin is extremely effective in preventing osmosis. Isophthalic resin is used for the remaining layers. Azimut is therefore able to provide a 5-year warranty against osmosis.

Elements made using infusion:

- Hull
- Deck
- Deckhouse
- Tray

Hull:

- Planing with large chines and spray rails to increase lift and reduce rolling
- Dead rise at stern: 17°
- Dead rise at center of hull: 20°

Propulsion Main engines

- Quantity Two
- 6-cylinder diesel engines
- Manufacturer CATERPILLAR
- Model CAT C18 ACERT
- Max. power 847 kW (at 2300 rpm)

Marine gears

- Manufacturer ZF
- Model ZF 500-1A
- Reduction ratio 1:1.964

Propellers

- Quantity Two, designed to guarantee excellent performance and navigation comfort
- Type Five blades

Shafts

- Quantity Two
- Building material AQUAMET17
- Diameter 3"
- Length 3505mm

- Angle 10.7°
- Distance between centers 1640mm

Shaft support

- Material Brass axle supports
- Hull casings GR1, diam. 3"

Rudders

- Material STEEL TA60550/24 T-P
- Surface designed to ensure easy steering

Bow thruster

- Power supply 24V
- Power 10 kW

Flybridge

- Can be accessed from the port side of the cockpit via a GRP stairway with teak steps.
- Access door: hinged opening with hatchway in aluminum and plexiglas.
- Smokey plexiglas flybridge screen with stainless steel frame
- Helm seat for 1 person with manual depth/height adjustment
- Fore sundeck with cushions
- Seating for up to 8 people on starboard side, with under-seat locker
- Table for up to 8 people, with teak top
- Roll bar in GRP with mirror windows on the sides
- Pilot console: Raymarine Bronze Package
- Flybridge unit with refrigerator and barbecue
- Navigation lights
- Bow manual searchlight
- Flybridge dashboard consisting of:
 - - engine display
 - - BRONZE series electronic navigation instruments
 - - engine start-up controls
 - - bow anchor winch controls
 - - horn control
 - - bow thruster control
 - - 12V socket
 - - chain meter counter
 - - engine throttles
- Scupper with stainless steel grating and logo
- "66" logos, placed externally on the radar arch glass, one on each side
- "Azimut" logos, placed externally on the radar arch glass, one on each side

Cockpit and platform

- Access to cockpit from platform via GRP ladder on port and starboard side
- Cleats on mooring station
- 2 stainless steel chocks
- Saloon door, 3 stainless steel panels (2 sliding) in tempered glass
- "C"-shaped cockpit bench with cushions and locker, for 5 people
- Faux leather cockpit bench outdoor cushions
- Lockers and side compartments in stairs leading to flybridge
- Engine room access
- Cockpit and platform teak decking
- 1 handrail for access to flybridge stairs
- Lighting: LED spotlights on ceiling
- Loudspeakers on cockpit ceiling
- Flybridge support posts on sides of cockpit bench
- Emergency panel-battery cut-out with controls for service, engine and generator battery cut-out
- Activation of engine room fire extinguishing system under port mooring station
- Scuppers with stainless steel grids and Azimut logo
- 2 cockpit gates
- Lift platform with teak covering
- Rubber rub-rail with stainless steel insert
- Access to crew cabin with watertight door
- LED lighting on bathing platform
- Shower with hot and cold mixer tap
- 3-rung manual swimming ladder on port side
- INSTALLABLE TENDER:
 - - working dimensions of platform: 3.75 x 1.20 m
 - - effective load (excluding GRP, teak and ladder): 400Kg
 - - davit payload: 250Kg
 - - hypothetical flybridge tender: 2.75 x 1.45 m
 - - Recommended tender: Pirelli (stern)

Bow / walk arounds

- 2000W winch
- Anchor winch controls
- Chain locker with drainage and fender housing
- Chain washing pump
- DELTA 40 kg galvanized steel anchor
- 75-meter high-resistance gaged chain, diameter 10mm
- Stainless steel bow roller for Delta anchor
- Non-slip floor
- 2 wipers for bow windscreen
- 2 stainless steel cleats

- Stainless steel anchor line anti-rubbing protection
- Hatchway (emergency exit)
- 2 bow grabrails for sunbed cushions
- Side net window and windscreen covers
- Sunbed cushions and cup holders
- Bow sofa in GRP complete with lockers and cushions
- LED lighting along base of sofa
- Access via door on both port and starboard sides (with ADV option)
- Stainless steel pulpit on side washboard
- Chocks on the washboard
- Tempered glass windows glued to the surrounding structure without any metal frame
- Electric sliding rectangular side windows in bow
- Rubber rub-rail with stainless steel insert
- Refueling plug and fresh water refill on walk arounds
- Black water tank suction point on port walk around
- Fresh water tank cable socket on starboard walk around
- 2 midway cleats per side

Wheelhouse

- Pilot console: Raymarine Bronze Package
- 7" engine control display
- Engine throttles
- Searchlight
- Helm seat with electric depth/height adjustment
- Adjustable rudder
- Chain meter counter
- Magnetic compass
- 12V socket
- Electric steering system control display
- Controls for:
 - - engine start-up
 - - bow anchor winch activation
 - - audible alarm
 - - light activation
 - - windshield washer activation
 - - opening of side windows (port and starboard)
 - - chain washing pump
- Grabrails for stairway

Saloon / DinetteSaloon

- Carpeted floor with wooden edge around stairs leading to dinette
- 2 sofas:

- - 4-seater sofa on port side
- - 4-seater sofa on starboard side with pouf and storage underneath
- Radio or Hi-Fi on left column
- TV cabinet behind starboard sofa
- Provision for TV system
- Roman blinds on side windows
- Saloon door blind
- LED strip lighting on ceiling
- Port column with open glass-holder compartment
- Sockets and switches
- Divider shelf with cupboard underneath

Dinette

- Carpeted floor
- Electric panel
- "C"-shaped sofa for 5 people on starboard side
- Rectangular table
- Central below deck access ladder with glass risers with carpeted illuminated steps
- Table lighting on ceiling
- Roman blinds on side windows

Galley

- Wooden floor
- Silestone worktop (from serial No.026)
- Saloon/dinette wooden furniture
- Stainless steel sink with mixer tap
- Fixed LED spotlights on varnished ceiling panel, and fixed spotlights under the wall unit between the galley and the saloon
- Ceramic glass 4-hob range and silicone pot holder
- Extractor hood with active carbon filters
- Microwave oven + grill
- Upright refrigerator/freezer
- Socket

Corridor to access below-deck area

- Carpeted floor
- Lighting on the steps, LED spotlights on corridor ceiling
- Grabrail

Owner's cabin (midship)

- Folding double bed with headboard on port bulwark
- Mattress, pillows and bedspread

- Underbed storage
- Dressing table with sofas on starboard side, with storage underneath
- Open wardrobe with full-height hanger bar and shelves
- Rectangular windows
- 1 openable portlight on each side
- Provision for TV system
- Storage with drawers under TV
- Carpeted floor
- Grabrail
- Sockets and switches
- Reading lights
- Bedside tables with storage space
- Wooden Venetian blinds
- Starboard side wardrobe with shelves

Owner's head

- TECMA toilet with 3 drawers behind
- ABS washbasin with chrome mixer tap and marble head top
- Cabinet with brown or cream varnished finish (for the other heads too), with large drawer
- Shower with thermostatic mixer tap
- Shower enclosure with glass door, seat and laminated wood floor
- Mirrors
- Wooden flooring
- LED spotlights
- Openable porthole with Venetian blinds
- Air extractor in the shower enclosure
- Sockets and switches
- Wall units
- Head accessories

Guest cabin (starboard side)

- 2 fixed, parallel, single beds
- Mattress, pillows and bedspread
- Central bedside table
- Wardrobe with hanger bar and shelves
- 2 openable round portlights
- 2 LED wall lights
- Reading lights
- LED lighting with ceiling spotlights
- Carpeted floor

Guest cabin (port side)

- 2 bunk beds
- Mattress, pillows and bedspread
- Central bedside table
- Wardrobe with hanger bar and shelves
- 1 openable round portlight
- 2 LED wall lights
- LED lighting with ceiling spotlights
- Carpeted floor

Guest head

- Access from guest cabin and from corridor
- TECMA toilet
- ABS washbasin with chrome mixer tap and marble head top
- Cabinet under washbasin with towel rail
- Wall unit with 2 sliding mirror panels
- Shower with mixer tap
- Owner type shower enclosure with glass door
- Wooden flooring
- LED spotlights
- Openable portlight with Venetian blind
- Air extractor in the shower enclosure
- Laminated surfaces in head
- Head accessories

VIP cabin

- Located towards the bow of the below deck area, it is accessed via a central corridor
- Folding double bed with storage underneath and storage drawer
- Mattress, pillows and bedspread
- 2 wardrobes (one on each side) with cedar interior
- 4 wall units (two per side) with folding panel above the windows
- LED strip on ceiling and behind curtain pelmet
- Reading lights
- LIGHTING: 3 LED spotlights on ceiling
- 1 openable portlight on each side
- Panoramic windows on both sides
- Hatchway for accessing the fore sunbed area
- Provision for TV system
- Carpeted floor

VIP head

- TECMA toilet

- ABS washbasin with chrome mixer tap and marble head top
- Cabinet with brown or cream varnished finish, with large drawer
- Shower with thermostatic mixer tap
- Shower enclosure: flat glass door
- Mirrors
- Wooden flooring
- LED spotlights
- Openable portlight with Venetian blinds
- Air extractor in the shower enclosure
- Wall units
- Head accessories

Crew roomCrew cabin

- Access from watertight door on platform
- 2 beds
- Mattress, pillows and bedspread
- Wardrobes, wall units and under-bed lockers
- 1 oval portlight on starboard side
- GRP non-slip floor
- Fabric curtain for portlight

Crew head

- Access from crew cabin
- TECMA toilet
- 1 oval portlight
- Washbasin with chrome mixer tap with extractable shower head
- Shower with transparent plexiglas door
- Head accessories

Electric system Voltage levels on board:

- 220V AC - 50Hz
- 24V DC, 12V DC

Galvanic current insulation

- zinc anodes

Generator

- 1 generator 7 KW in the engine room

Shore power sockets

- 2 230V, 50Hz power sockets

- The AC power sources are controlled from the main electric panel in the crew cabin, with a digital multimeter for the 230V network.
- The power sources are protected by power circuit breakers and their introduction in the network is made by remote control switches.

Batteries

- 10 batteries 90Ah 24V, including:
 - - 6 for services
 - - 4 for engine start-up
 - 1 battery GM 50Ah 12V for generator
 - 1 battery GM 50Ah 12V for bow thruster

Battery charging

- 1 battery charger 12V 10A for generators
- 1 battery charger 24V 80A for service and start-up batteries

Utilities - electric panels

- The main electric panels are installed in the crew cabin (main panel) and dinette
- Junction boxes are installed in all areas.

Lights and sockets

- 24V lighting: LED spotlights on ceiling, emergency lighting, and ceiling lights
- 230V AC sockets: main lighting
- 12V DC sockets: cigarette lighter type

Electronic navigation instruments

- For STD equipment, see the paragraphs on “flybridge instrument board equipment” and “internal instrument board equipment”
- For a detailed list of alternative/additional equipment available, please refer to the Optionals price list

Bilge system

- 3 automatic motor pumps 24V, flow rate 224L/min, in the cabin area, owner's cabin, engine room and auxiliary sites
- 1 supersub smart 650 electric bilge 24V (24 l/min - 2,040 l/h, with 1m head)
- 2 manual pumps in cockpit and owner's cabin
- 3-way valve on engine cooling (emergency intake in engine room connected to one of the two engine seawater intakes)
- 3 bilge level alarms

Fire extinguishing system

- 1 12 kg powder extinguisher with spray nozzles above engines and marine gears

Fuel system

- 2 steel tanks with a capacity of 1950 l
- Electronic level gage for port diesel tank on wheelhouse display
- Optical diesel level gage on starboard tank
- Refueling plug on each walk around, and vents on the bulwarks
- 2 single filters

Fresh water system

- 1000-liter stainless steel tank beneath the fore tray, towards the middle of the boat
- Filling plug on starboard walk around
- Level sensor with electronic gage on wheelhouse display
- 80-liter water heater 220V -1200W
- Pressure pump
- Hot/cold water in all heads, galley and platform shower head
- Cold water in engine room, cockpit and flybridge
- Fresh water toilet flushing

Gray water system

- Water drainage into tank (200-liter capacity) in fore area
- Level sensor with automatic pump and alarm control from the wheelhouse
- Water drainage via manifolds 24V membrane pump
- Additional tank (9-liter capacity) in polyethylene beneath the crew cabin and beneath the owner's head floor
- Level sensor with automatic pump activation

Black water system

- 1 tank with 350-liter capacity in fore area
- Level sensor - tank drainage is controlled manually from the wheelhouse
- Water drainage via 24V membrane pump
- Vent on bulwark, with anti-odor filter
- Suction point from the shore, on port walk around

Seawater system

- Engine cooling with 2 dynamic 3" seawater intakes with filter and valves
- Generator cooling with 1 seawater intake (1") with filter and valve - submerged outlet
- Conditioner cooling with 1 dynamic seawater intake (1") with filter and valve - submerged outlet
- Chain wash pump with 1 dynamic seawater intake (1") with valve

Engine room

- Access from door in cockpit
- Bilge drainage pump through engines cooling circuit

Exhausts

- Submerged discharge system with minimum external bypass
- Stainless steel exhaust manifolds
- Structural mufflers in GRP

Air conditioning system (OPT)

- CONDARIA cooling system for air conditioning (water system), World version - 103,300 BTU
- A/C COMPRESSOR:
 - - 1 single compressor in engine room, on port side of generator, with electric panel facing towards the middle of the boat

FANCOILS:

- - 1 AP1 4480 BTU/h PORT GUEST
- - 1 AP3 6200 BTU/h Starboard Guest
- - 6 AP5 9200 BTU/h VIP, crew, saloon (55200 BTU/h)
- - 3 AP8 12500 BTU/h owner, wheelhouse and windscreen (37500 BTU/h)
- Control panel for each area

Ventilation

- Head air extraction system via 24V gas extractors with control in head
- 2 fans and 2 extractors in engine room with grating on walk arounds

Other system

- 24V electro-hydraulic pump for trim tabs
- 24V electro-hydraulic pump for gangway and bathing platform
- Electronic steering system SEASTAR EPS

Exclusions

Owner's personal belongings.

Disclaimer

The Company offers the details of this vessel or yacht in good faith but cannot

guarantee or warrant the accuracy of this information nor warrant the condition of the vessel. A buyer should instruct his representatives, agents, or his surveyors, to investigate such details as the buyer desires validated. This vessel or yacht is offered subject to prior sale, price change, or withdrawal without notice.

PHOTOS

Master Stateroom (1)



Master Stateroom (2)




Master Stateroom (3)



Master Stateroom (4)




Master Stateroom (5)




Master Stateroom (6)



Master Stateroom (7)



Master Stateroom (8)



Salon (1)



Salon (2)



Salon (3)



Salon (4)



Salon (5)



Salon (6)



Salon (8)



Vip State Rooms (1)



Vip State Rooms (2)



Vip State Rooms (3)




Vip State Rooms (4)



Vip State Rooms (5)




Vip State Rooms (6)




Vip State Rooms (7)



VIPP (1)



zzz (1)




Helm (1)



Helm (2)




Helm (3)




Helm (4)




Helm (5)



Helm (6)



Helm (7)



Helm (8)



bridge2



bridge




bridge 3




bridge 4



Bridge Helm (6)



Bridge Helm (7)




Bridge Helm (8)




bridge 5



Bridge Helm (9)




Bridge Helm (3)




Bridge Helm (4)




Bridge Helm (5)




Bridge Helm (10)



Bridge Helm (11)



Bridge Helm (12)




Bridge Helm (13)




Engine Room (2)




Engine Room (3)




Engine Room (4)




Engine Room (5)



Engine Room (6)



Engine Room (7)



Engine Room (8)



Engine Room (9)




Engine Room (10)



1exterio2



1exterior



CONTACTS

Andrey Shestakov, leading yacht broker of the sales department of Shestakov Yacht Sales Inc. Shestakov Yacht Sales Inc., the official representative of the Miami/Fort Lauderdale FL headquarters.

Contact details

Email: **andrey@shestakovyachtsales.com**

Web: shestakovyachtsales.com/en/

Telephones

USA: **+1(954)274-4435**

Office hours

Monday – Saturday: **9:00 - 21:00** EDT

Sunday: **closed**

Address



Harbour Towne Marina, 850 NE 3rd St, STE 213, Dania, FL 33004