

BEL SOGNO — RIVA



Builder: RIVA

Year Built: 2016

Model: Motor Yacht

Price: PRICE ON APPLICATION

Location: United States

LOA: 88' 1" (26.85m)

Beam: 20' 5" (6.22m)

Max Draft: 5' 10" (1.78m)

Cruise Speed: 28 Kts. (32 MPH)

Max Speed: 40 Kts. (46 MPH)

Our experienced yacht broker, Andrey Shestakov, will help you choose and buy a yacht that best suits your needs **Bel Sogno — RIVA** from **our catalogue**. Presently, at **Shestakov Yacht Sales Inc.**, we have a wide variety of yachts available on **our sale's list**. We also work in close contact with all the big **yacht manufacturers** from all over the world.

If you would like to buy a yacht **Bel Sogno — RIVA** or would like help answering any questions concerning purchasing, selling or chartering a yacht, please call **+1(954)274-4435**

TABLE OF CONTENTS

TABLE OF CONTENTS	2
SPECIFICATIONS	6
Overview	6
Basic Information	6
Dimensions	7
Speed, Capacities and Weight	7
Accommodations	7
Hull and Deck Information	7
Engine Information	7
DETAILED INFORMATION	8
Below the Waterline	8
Swim Platform	8
Main Deck	8
Helm	9
Radar Arch	9
Convertible Top and Foredeck	9
Bow	10
Lower Deck	10
Master Stateroom	11
VIP Stateroom	12
Guest Cabins	12
Crew Quarters	14
Engine Room	14
Electrical	15
Performance	15
Disclaimer	16
Exclusions	16
Disclaimer	16

PHOTOS	17
2	17
3	17
4	17
5	17
6	17
7	17
8	17
9	17
10	18
11	18
12	18
13	18
14	18
15	18
16	18
17	18
18	19
19	19
20	19
21	19
22	19
23	19
24	19
25	19
26	20
27	20
28	20
29	20

30	20
31	20
32	20
33	20
34	21
35	21
36	21
37	21
38	21
39	21
40	21
41	21
42	22
43	22
44	22
45	22
46	22
47	22
48	22
49	22
50	23
51	23
52	23
53	23
54	23
55	23
56	23
57	23
58	24

59	24
60	24
61	24
62	24
63	24
64	24
65	24
66	25
67	25
68	25
69	25
70	25
71	25
72	25
73	25
74	26
75	26
76	26
77	26
78	26
79	26
CONTACTS	27
Contact details	27
Telephones	27
Office hours	27
Address	27

SPECIFICATIONS

Overview

MAJOR PRICE REDUCTION: *"Bel Sogno"* is hull #2 of Riva's 88 Florida line and has everything you would expect from one of the most prestigious Italian shipyards --- performance, quality, class --- and more.

This yacht received extensive upgrades from the factory and was delivered in the US to a repeat Riva customer. The vessel was further refined by an expert captain who designed, built, and installed custom features that set this 88 Florida above the others (captain's additions are **highlighted** throughout the listing).

The upgraded twin MTU M96L 16V2000 engines with V-Drives offer a total of 5,276HP and top speed of over 40 knots.

Key Features Include:

- **Convertible Top (Patented by Ferretti Group) that Transforms the Yacht from an Open to a Hard Top Coupé**
- **Upgraded MTU 16V2000 96L Engines (2,638HP Each) with Extended Warranty to 2,000hrs**
- **Twin Mitsubishi ARG Gyro Stabilizers (the self-contained cooling system and no required maintenance offer significant advantages over SeaKeeper)**
- **Custom "*Ice White*" Paint Job: the owner received a 2 year exclusivity for this one-of-a-kind color, which is more appealing and absorbs less heat than Riva's standard "*Moon Grey*"**
- **Yacht Controller and Second Cockpit Docking Station**
- **Hydraulic Bow & Stern Thrusters (40HP) with Power Take Off**
- **Hydraulic Swim Platform and Tender Garage with Jet-Ski and Aquascan Jet Tender**
- **4 Ensuite Staterooms + Crew Quarters for 2**
- **Full Teak Decking Throughout**
- **8 Underwater Lights (2 on Transom; 6 Along Hull Sides)**

Basic Information

Category: Motor Yacht

Sub Category: Cruiser

Model Year: 2016

Year Built: 2016

Country: United States

Dimensions

LOA: 88' 1" (26.85m)

Beam: 20' 5" (6.22m)

Max Draft: 5' 10" (1.78m)

Speed, Capacities and Weight

Cruise Speed: 28 Kts. (32 MPH)

Cruise Speed Range: 350

Max Speed: 40 Kts. (46 MPH)

Displacement: 158733 Pounds

Water Capacity: 238 Gallons

Holding Tank: 87 Gallons

Fuel Capacity: 1981 Gallons

Accommodations

Total Cabins: 4

Hull and Deck Information

Hull Material: Fiberglass

Engine Information

Engines: 2

Manufacturer: MTU

DETAILED INFORMATION

Below the Waterline

- (8) Under Water Lights (2 Aft, 3 on Each Hull Side)
- 5-Bladed Props
- Stern Thruster (40HP)
- Trim Tabs
- Echo Transducer

Swim Platform

- Hydraulic Swim Platform
- Concealed SS Electro-Hydraulic Gangway with Automatic Stanchions and Teak Flooring; **Custom-Built 90° Gangway Extension Allows for Easy Boarding from Side of Vessel**
- Concealed SS Electro-Hydraulic Swimming Ladder Built Into the Stern
- Electro-Hydraulic Fiberglass Hatch for Tender Garage
- Tender Garage; **Remote Controlled Launching System for the Aquascan Tender and Jet-Ski with Custom Welded Inserts Extending the Track for Smoother, Safer Operation**
- Freshwater Inlet and Waste Outlet
- Hot/Cold Shower
- **Cleats Were Relocated Further Aft for Easier Boarding**
- **In-Deck Storage Hatches Added to Sides of Swim Platform**
- Manual Emergency Ladder

Main Deck

- (5) Teak Steps up to Stern Gates in SS and Plexiglass with Manual Blocking System
- Sun Pad; **Custom SS Rail was Added Around Aft Section for Safety**
- Custom Cockpit Canvas Sun Shade
- Second Docking Station to Port with Engine Controls, Furuno Multi Function Display, Bow/Stern Thruster Controls, and ZF Electric Throttle
- Crew Quarters and Engine Room Access
- Fiberglass Cabinet Fitted with Sink Electric Grill, and Fridge
- L-Shaped Sofa to Port with Unfolding Teak Cockpit Table and seating for 8
- Watertight Loudspeakers
- 3-Person Helm Seat that electrically adjusts in height with **Weatherproof TV Custom Mounted to the Back**

- Sun Pad Lounge to Port
- In Deck Engine Room Hatch with **Custom SS Slide-Out Handrail for Safety and Easy Entry to Engine Room**
- (2) Waring 500W Winches with Mooring Cleats and Fairleads
- Massive Tempered Glass Windshield with Stainless Steel Roll Bar
- (2) Wipers with Built-In Washers and Timer

Helm

- ZF Throttles
- MTU Engine Gauges and Touch Screen Displays, Trim Tab Indicators, Compass
- (2) 17" Hatteland Displays for Plotter, Radar, and Depthsounder
- Furuno Black Box NavNet 3D
- Furuno FAP-7116 Autopilot and Multi-Function Display
- Simrad Class D VHF Radio Telephone with DSC and Separate Antenna
- Yacht Controller
- NAVIOP Monitoring and Control System (Push Button)
- Synoptic Panel
- Windlass Controls
- C-Top Controls
- Hydraulic Bow and Stern Thruster Controls (ABT)
- Vessel View
- Analog Gauges
- Compass
- Fusion Stereo

Radar Arch

- Anchor/Mast/Stern Lights
- Navigation Lights
- 48mi Radar
- VHF and Furuno GP-330B GPS Antenna
- FLIR Thermal Camera
- Horn
- KVH M7 HD SAT TV Dome
- Weather Antenna
- Search Light
- Two Life Rafts (4 Person and 6 Person)

Convertible Top and Foredeck

The convertible “C-Top” allows the 88 Riva to function as both an open or coupé. It is moved by a pantograph mechanism that guides a double pair of arms connected to the top. It is then fastened by electro-hydraulic locks in the hard top and a mechanical joint in windshield.

The C-Top has three different positions: as a hard top for the main deck, half way up as a sunshade for the foredeck, or down, enclosing the foredeck seating area.

Custom inserts were made to enclose the hard top to the windshield sides when in the coupé position. This prevents any rain or spray to enter the helm deck, while still maintaining the sleek Riva lines.

Foredeck:

- U-shaped sofa (when C-TOP is up)
- (2) Watertight Loudspeakers Connected to the Stereo in the Lounge
- VIP Cabin Skylight
- Sun Pad

Bow

- Hydraulic Bow Thruster (40HP)
- (2) 2700W Lofrans Windlass Winches with 2 Mooring Cleats
- Two Bow Anchors in Polished SS: Primary Anchor (50 Kg) with 300’ of Galvanized Steel Chain (12mm); Secondary Anchor (30 Kg) with 250’ of Galvanized Steel Chain (12mm)
- Fresh/Saltwater Washdowns and Firefighting Hose
- SS Bow Rail and Rub Rail
- SS Hawses and Fairleads

Lower Deck

Walking down 7 steps from main deck (**custom built SS hand rail added by captain**), you enter the spacious salon with almost 7’ of headroom. The lower deck is kept cool by the upgraded Super Tropical 108,000 BTU air conditioning system.

There is a beautiful combination of vintage and contemporary decor throughout inspired by Rivas of the 1980's and 1990's, including elm, leather, lacquered surfaces, and steel. The elm wood finished in a matte velvet “peach skin”, which feels soft to the touch and provides the senses with both a visual and tactile contrast to the polished steel highlights.

Plenty of storage space can be found under the sole, which is open from the galley

area forward through the companionway. This is also where the blackwater, greywater, and freshwater tanks are located.

Salon:

- Samsung 46" LED TV
- Large Hull Side Windows
- Carpeted Floor with Padding Underneath
- Coffee Table
- Hi-Fi System with Ceiling Speakers
- L-Shaped Settee
- Stainless Steel Handrail and Ladder with Anti-Slip Surface Wooden Steps to
- Access Below Deck
- Venetian Blinds
- LED Lighting
- Smoke Detector

Galley:

- Open Bar with 2 Stools
- "Side by Side" Refrigerator and Freezer
- Combined Electric and Microwave Oven
- Ceramic Cooktop
- Dishwasher
- Large Hull Side Window
- Extractor Hood with Direct Outboard Discharge
- Glossy Lacquered Ceiling
- Porthole Housing with Venetian blinds
- Washbasin with Mixer Tap

Master Stateroom

- King-Size Bed
- 2 Large Windows and Porthole
- Bookshelves, Dressing Table, Wall of Hanging Lockers, and
- Bed Frame Upholstered in Sole Leather
- Carpeted Flooring with Padding Underneath
- (2) Drawer Under the Bed
- Hi-Fi System
- Samsung LED TV 32"
- Mirror
- Open Compartments with Wooden Shelves and Glossy Stainless Steel Anti-Rolling Rail
- Porthole Housing with Venetian Blinds and Black Out Blinds

- Reading Lights (2)
- Safe
- Smoke Detector
- Stainless Steel Handrail and Ladder with Wooden Steps with Carpet
- Vanity with Mirror and Pouf
- (4) Wardrobe Doors with Courtesy Lights
- DirectTV, NAD Stereo, DVD Player, and Surround Sound
- The Single 1981gal Fuel Tank is Located Under the Master Stateroom Sole

Master Head

- Bathroom accessories (Soap Holder, (2) Bathrobe Hangers, Toilet Paper Holder, Toilet Brush Holder and Glass for Toothbrushes)
- Large Window and Port Hole
- Black Water Tank Level Indicator Integrated in the Toilet Control Panel
- Electric Blower
- Electric Toilet and Bidet in Ceramic
- Shower Compartment with Stainless Steel and Glass Door

VIP Stateroom

- Queen Bed with Frame Upholstered in Sole Leather
- Carpeted Flooring with Padding Underneath
- Drawer Under the Bed
- LED TV 22"
- Skylight Above with Emergency Access to Bow
- Mini Hi-Fi CD/DVD
- Mirror
- Reading Lights (2)

VIP Head

- Bathroom Accessories (Towel rail, Soap holder, (2) Bathrobe Hangers, Toilet Paper Holder, Toilet Brush Holder and Glass for Toothbrushes)
- Black Water Tank Level Indicator Integrated in the Toilet Control Panel
- Electric Ceramic Toilet/Bidet
- Electric Blower
- Lighting
- Mirror
- Shower Unit with Glass and Stainless Steel Door

Guest Cabins

Port Side Guest Cabin:

- Queen Bed with Frame Upholstered in Sole Leather
- Drawer Under the Beds
- Samsung TV
- Extinguisher
- Headboard Upholstered in Sole Leather
- Lighting
- Mini Hi-Fi CD/DVD
- Mirror
- Porthole Housing with Venetian Blinds and Black Out Blinds
- Telephone
- Wardrobe with Courtesy Lights
- Wooden Nightstands (2)

Guest Head

- Bathroom Accessories (Towel Rail, Soap Holder, Toilet Paper Holder, Toilet Brush Holder and Glass for Toothbrushes)
- Black Water Tank Level Indicator Integrated in the Toilet Control Panel
- Corian Floor, Washbasin Top
- Electric Ceramic Toilet/Bidet
- Electric Blower
- Lighting
- Mirror
- Porthole Housing with Venetian Blinds
- Shower Unit with Glass and Stainless Steel Door
- Wooden Bulkheads and Cabinets with Matte Varnish and Laminate

Starboard Side Guest Stateroom

- Twin Beds with Drawers Underneath
- Carpeted Floor with Padding Underneath
- Mini Hi-Fi CD/DVD

Guest Head (Day Head, Starboard Side)

- Additional Access from Lower Deck Lobby
- Bathroom Accessories (Towel Rail, Soap Holder, (2) Bathrobe Hangers, Toilet Paper Holder, Toilet Brush Holder and Glass for Toothbrushes)
- Black Water Tank Level Indicator Integrated in the Toilet Control Panel
- Electric Ceramic Toilet/Bidet
- Electric Blower
- Mirror
- Shower compartment with Round Plexiglass Sliding Doors

Crew Quarters

Crew Lobby:

- General Electric Breaker Panel
- Carpeted Flooring with Padding Underneath
- CCTV Infrared Color Camera (2)
- 24V Fridge, Sink and Cook Top and Pan Holder
- Sofa (2)
- Table

Crew Cabin:

- Bunk Beds with Mattress, Pillow and Bedspreads
- Carpeted Flooring with Padding Underneath
- Mini Hi-fi
- Carpeted Flooring with Padding Underneath
- Folding Worktop
- Wardrobe
- Washer/Dryer Machine

Crew Head

- Black Water Tank Level Indicator Integrated in the Toilet Control Panel
- Cabinets and Shelves
- Electric Ceramic Toilet/Bidet
- Electric Blower
- Fiberglass Flooring
- Mirror
- Shower and Waterproof Curtain
- Stainless Steel Wash Basin with Mixer Tap

Engine Room

- Twin Mitubishi ARG Stabilizers: contrary to SeaKeeper models, the ARG does not have a cooling loop – it self cools, and does not require regular maintenance. It is only suggested that you visually inspect the ARG annually. Mitsubishi claims that its design is less complex and in turn less expensive to run than its competitors.
- MTU 16V2000 M96L 2,638HP Each
- ZF 3070A V-Drives with Power Take Off for Bow/Stern Thruster
- Twin Kohler 23kW/60hZ EOZD Generators
- Power Take Off for Bow/Stern Thrusters
- Air Compressor to Stbd for Horn
- Marco Air Compressor

- Lead Acid Batteries Outboard of Engines
- Water Maker
- TNT Spot Fee Filtration System for Rinsing
- Racor Generator Filters
- Acoustic and Thermal Insulation
- Air Inlets (2)
- CCTV Infrared Color Camera (2)
- Engine Cooling Water Filters (2)
- Floor in Anti-Slip Light Alloy
- Fuel-Water Separator Filters with Alarms
- Stainless Steel Stair for Access to Engine Room from Main Deck
- Watertight Door Access from Crew Quarters
- Automatic Extinguisher with External Control
- Hot Water System with Two 80 Liter Boilers

Electrical

- (2) 100amp Shore Power Cords
- MASS 24/75 Mastervolt Battery Charger
- Mass Sine 24/1500 Inverter
- 110 V outlets Throughout
- Battery Groups and Chargers for Engines, Services, and Generators,
- Battery Parallel Facility for Engine Start-up
- Cathodic Corrosion Protection with Zinc Anodes
- Fuse Panel
- Inverter for Refrigerators Power Supply
- Inverter for Services
- Manual Battery Switch for Generator (2)

Performance

RPM	KNOTS	GPH	Range (mi)
600	9	7	2,140
1000	13	41	580
1250	17	72	433
1500	23	110	380
1750	29	157	333
2000	34	192	322

2250	39	244	286
2400	41	266	277

Disclaimer

The Company offers the details of this vessel in good faith but cannot guarantee or warrant the accuracy of this information nor warrant the condition of the vessel. A buyer should instruct his agents, or his surveyors, to investigate such details as the buyer desires validated. Hours listed may vary from actual hours due to recent use. Purchaser is encouraged to verify hours prior to purchase. This vessel is offered subject to prior sale, price change, or withdrawal without notice.

Exclusions


Owner's personal belongings.

Disclaimer

The Company offers the details of this vessel or yacht in good faith but cannot guarantee or warrant the accuracy of this information nor warrant the condition of the vessel. A buyer should instruct his representatives, agents, or his surveyors, to investigate such details as the buyer desires validated. This vessel or yacht is offered subject to prior sale, price change, or withdrawal without notice.

PHOTOS


2




3




4




5




6




7



8



9



10



11



12



13




14



15



16



17



18



19



20



21




22




23



24




25




26




27




28




29




30




31



32



33



34



35




36




37




38




39



40



41



42



43



44



45




46




47



48




49



50




51



52




53




54




55



56




57



58




59




60




61




62




63



64



65




66




67




68




69




70




71



72



73



74




75




76




77



78



79



CONTACTS

Andrey Shestakov, leading yacht broker of the sales department of Shestakov Yacht Sales Inc. Shestakov Yacht Sales Inc., the official representative of the Miami/Fort Lauderdale FL headquarters.

Contact details

Email: **andrey@shestakovyachtsales.com**

Web: shestakovyachtsales.com/en/

Telephones

USA: **+1(954)274-4435**

Office hours

Monday – Saturday: **9:00 - 21:00** EDT

Sunday: **closed**

Address



Harbour Towne Marina, 850 NE 3rd St, STE 213, Dania, FL 33004