

## SWIFT TRAWLER — BENETEAU



**Builder:** BENETEAU

**Year Built:** 2020

**Model:** Motor Yacht

**Price:** PRICE ON APPLICATION

**Location:** United States

**LOA:** 50' 0" (15.24m)

**Beam:** 15' 3" (4.65m)

**Max Draft:** 3' 5" (1.04m)

**Cruise Speed:** 17 Kts. (20 MPH)

**Max Speed:** 25 Kts. (29 MPH)

Our experienced yacht broker, Andrey Shestakov, will help you choose and buy a yacht that best suits your needs **Swift Trawler — BENETEAU** from our catalogue. Presently, at Shestakov Yacht Sales Inc., we have a wide variety of yachts available on our sale's list. We also work in close contact with all the big yacht manufacturers from all over the world.

If you would like to buy a yacht **Swift Trawler — BENETEAU** or would like help answering any questions concerning purchasing, selling or chartering a yacht, please call **+1(954)274-4435**

# TABLE OF CONTENTS

TABLE OF CONTENTS	2
SPECIFICATIONS	5
Overview	5
Basic Information	5
Dimensions	5
Speed, Capacities and Weight	6
Accommodations	6
Hull and Deck Information	6
Engine Information	6
DETAILED INFORMATION	7
Factory Installed Options	7
Exterior	7
Interior	8
Engines	11
Disclaimer	11
Exclusions	11
Disclaimer	11
PHOTOS	12
3	12
2	12
4	12
5	12
7	12
6	12
9	13
8	13
11	13
10	13

13	13
12	13
15	14
14	14
16	14
17	14
18	14
19	14
20	15
21	15
22	15
23	15
24	15
25	15
26	16
27	16
28	16
29	16
30	16
31	16
32	17
33	17
34	17
35	17
36	17
37	17
38	18
39	18
40	18

41	18
42	18
43	18
44	19
45	19
46	19
47	19
48	19
49	19
50	20
51	20
52	20
53	20
54	20
55	20
56	21
CONTACTS	22
Contact details	22
Telephones	22
Office hours	22
Address	22

# SPECIFICATIONS

## Overview

This Swift Trawler 50 is hull number 71, which encompasses the new and improved distribution making it a more efficient and solid cruiser compared to the earlier ST50 models. This Swift 50's key features include:

- A modern silhouette and smart interior designed to make living and entertaining aboard easy.
- Volvo Penta IPS with a bow thruster for responsiveness, maneuverability, efficiency, and easy docking.
- Class B offshore rating means that she is one of the most comfortable boats in her class.
- Hydraulic swim platform with inbuilt tender chocks.

**Every new Beneteau comes with a 3-year stem to stern warranty and a 7-year structural warranty backed by Beneteau.**

This Swift Trawler 50 truly is a must-see and is available for viewing at our docks on Lake Union by appointment. Call and ask about a virtual tour or video walkthrough today.

## Basic Information

**Category:** Motor Yacht

**Model Year:** 2020

**Year Built:** 2020

**Country:** United States

**Cockpit:** Yes

## Dimensions

**LOA:** 50' 0" (15.24m)

**LWL:** 43' 9" (13.34m)

**Beam:** 15' 3" (4.65m)

**Max Draft:** 3' 5" (1.04m)

---

## Speed, Capacities and Weight

---

**Cruise Speed:** 17 Kts. (20 MPH)

**Max Speed:** 25 Kts. (29 MPH)

**Water Capacity:** 212 Gallons

**Holding Tank:** 40 Gallons

**Fuel Capacity:** 634 Gallons

---

## Accommodations

---

**Total Cabins:** 3

---

## Hull and Deck Information

---

**Hull Material:** Fiberglass

---

## Engine Information

---

**Engines:** 2

**Manufacturer:** Volvo

**Engine Type:** Other

**Fuel Type:** Diesel

---

# DETAILED INFORMATION

---

## Factory Installed Options

---

- Volvo IPS 600 435hp
- 3 Stateroom 2 Head layout in Alpi Mahogany
- Electronic Pack 2019
- Electric Windlass Control With Chain Counter
- Hydraulic Swim Platform
- Dinghy Cradle Integrated Into The Platform
- Flybridge Galley
- Grill on Flybridge
- Underwater Lights
- Port Camera
- Raymarine E127

## Exterior

---

### Cockpit

- Teak slatted self-draining cockpit
- 1 Gangway door to protect cockpit against wind and spray • Stainless steel stanchion on flybridge
- Teak-slatted L-shaped cockpit bench seat
- Access hatch to lazarette or crew cabin (according to the opted layout)
- Access hatch to engine compartment
- Access stairway to flybridge with gas bottle stowage position
- Hydraulic sunbathing platform with solid wood slats and stainless steel protection
- Retractable ladder in swimming platform with solid wood steps and stainless steel handrails

### Deck Equipment

- Teak bulwarks
- Gangway door to starboard, Stainless steel handrail
- Water filling drain plug in stainless steel
- Fuel filler in stainless steel
- Wastebin access hatch

### Flybridge

- Adjustable pilot seat, Adjustable co-drivers seat to port
- Sliding flybridge saloon table with extensions

- Bench seat on port side with access to the built-in serving hatch
- PVC Upholstery on Flybridge
- Stainless steel handrail
- Galley unit with sink - hot and cold pressurized mixer tap, flybridge wastebin,
- Storage unit to starboard
- Polyester hoop bar with fitted spotlights and loudspeakers
- Quarterdeck for storing dinghy or for use as terrace
- Space for life raft with stainless steel fixing bolt plates
- Flag pole bracket on starboard aft pulpit

## Mooring and Anchoring

- Dolphin nose, stainless steel structure with teak plank
- Swivel bow fitting in stainless steel
- Electric windlass Lewmar 24V 2000W
- (chain grab for 12mm chain and gypsy head for buoy line) (Peel strength of windlass 1500kg)(speed 27m/min)
- Remote control in mooring locker + windlass control from wheelhouse and flying bridge steering stations2 Mooring lockers
- 6 Aluminum mooring cleats (400mm) (2 forward - 2 amidships - 2 aft), Stainless steel gunwale guards
- 2 Stainless steel fairleads to aft of cockpit

## Interior

### Helm Station

- Raised steering station
- Fresh air intake that can be shut off manually from the helm station
- Ergonomic helm console can be raised on gas struts for access to the connections / Space for navigation electronics (up to 2 Raymarine® E127 navigation displays offered as an option), Engine instrumentation
- Lighting for night sailing
- Windscreen in non-tinted glass with demister, 3 Windshield wipers with washer and synchronization system
- Sliding door for access to main side deck with latching system to hold it partially open
- 2 Fixed windows on both sides of the wheelhouse, non-tinted
- Cupboard for 24 V and 220 V electrical circuit management
- Leather covered steering wheel in stainless steel, Diameter 70 cm
- Electric steering, engine repeaters with rev counters, pressure and temperature indicators, fuel gauges
- Volvo EVC screen (with additional software as an option)
- Tiller angle indicator



- Trim Tab indicators
- Electric engine control levers
- IPS joystick
- Steering compass
- Functional controls: Wiper, Demister, Foghorn, Navigation lights, Windlass
- Shelf for storage on portside with 3 x 110 V sockets

## Salon

- 2 leaved aft window doors with black lacquered aluminum frame, Tinted glass, Blackout curtain
- Sliding, opening side windows in black aluminum and tinted glass, with blinds
- Storage under bench seats
- Salon table in varnished wood, on removable foot, with extension. Tilting for better storage
- 2 Removable armchairs
- Cabinet on port side: Bar with storage space and location provided for retractable 32 LED TV (option) as well as for the onboard glassware (optional)
- Illuminated recessed storage
- Storage unit with location for Radio/CD/DVD player
- Leather covered stainless steel handrail on ceiling
- Access step to wheelhouse, Courtesy lighting

## Galley

- Tinted glass sliding window in front of sink with wood strip blind
- Resin worktop with stainless steel 2 basin sink,
- Mixer tap with hot/cold water under pressure
- 3-burner gas stoves with pot-holders and protective glass cover
- Gas oven
- Rubbish locker accessed from alleyway
- Extractor hood
- Plentiful storage with cubbyholes and cutlery drawer
- Polished glass hanging unit with built-in lighting beneath worktop between galley and saloon
- Serving hatch unit with "serving tray" (dumbwaiter)
- 2 Built-in 130 L refrigerators in unit to port. (Possible to have one of the two replaced by a drawer refrigerator with 60 L fridge and 84 L freezer as an option)
- Microwave above refrigerators
- Spotlights LED, Standard equipment: Sockets 110V
- Stacking storage on fridge unit to store small electrical goods

## Full Beam Master Cabin

- 2 Panoramic opening porthole-fitted portlights with blinds
- Central double berth with slatted base and marine mattress mounted on gas strut with storage
- LED deck lights, indirect LED lighting, night lights to steps and bedside lights
- Two large, illuminated wardrobes with hanging locker and shelving
- Drawers
- Full height mirror on door
- Leather covered stainless steel handrail
- Desk and seating to port with 220 V socket • Access door to private bathroom
- Separate access doors to separate master head and separate master shower each with sink basin

## Heads

- Magazine storage console, Towel rail
- Electric Vacu-flush toilet with sewage tank in cockpit • Hand basin
- Shower compartment with full inner molding
- 80L water heater/21 US Gal
- Teak slatted, built-in seat
- Standard equipment: Sockets 110V
- Aluminum strip blinds
- Opening hull porthole
- Wastewater drained by gravity to buffer tank (50 l / 13 US Gal)
- Electric Vacu-flush toilet with sewage tank in cockpit (Guests washroom)
- Opening hull porthole
- Thermostatic mixer tap with hot/cold pressurized water supply in shower area
- Mirror with backlighting
- Toilet accessory rack
- Hooks for towel/mitt
- Towel rail (Aft washroom)

## Forward Vip Guest Cabin

- Central Island Bed berth mounted on strut for storage • Slatted bed base
- Marine mattress
- Storage, Hanging locker, Drawers
- Lighting and reading spotlights
- 1 Opening hatch Lewmar® T44 - with blind - Mosquito net • 2 Opening hull portholes with curtains
- Full height mirror on the door

## Guest Cabin to port

- 2 Individual bunk berths
- Marine mattress

- Hanging locker, Storage space and reading lamps
- Large storage space with sliding door (washing machine and dryer with external venting as an option)
- 2 Opening hull portholes with curtains

---

## Engines

---

- 2 x D6 435 HP Volvos IPS 600
- Fuel tanks: 2 x 317 US Gal, inter-connected and pre-fitted for SPF connection system (Fuel Polishing System)
- Foam soundproofing in engine compartment
- Side air intakes
- 2 Electric engine hold ventilators
- Extinguishers in engine hold with remote controls
- Inert gas system for engine protection
- Batteries centered beneath slatted floor
- Electrical boxes

---

## Disclaimer

---

The Company offers the details of this vessel in good faith but cannot guarantee or warrant the accuracy of this information nor warrant the condition of the vessel. A buyer should instruct his agents, or his surveyors, to investigate such details as the buyer desires validated. This vessel is offered subject to prior sale, price change, or withdrawal without notice.

---

## Exclusions

---

Owner's personal belongings.

---

## Disclaimer

---

The Company offers the details of this vessel or yacht in good faith but cannot guarantee or warrant the accuracy of this information nor warrant the condition of the vessel. A buyer should instruct his representatives, agents, or his surveyors, to investigate such details as the buyer desires validated. This vessel or yacht is offered subject to prior sale, price change, or withdrawal without notice.

# PHOTOS

2



3



4



5



6



7



8



9



10



11



12




13





14



15



16



17



18



19



20



21



22



23



24



25



26




27




28



29



30



31





32



33



34



35



36



37



38



39



40



41



42



43





44




45



46



47



48



49



50



51




52




53



54



55



56



# CONTACTS

---

Andrey Shestakov, leading yacht broker of the sales department of Shestakov Yacht Sales Inc. Shestakov Yacht Sales Inc., the official representative of the Miami/Fort Lauderdale FL headquarters.

## Contact details

---

Email: **andrey@shestakovyachtsales.com**

Web: [shestakovyachtsales.com/en/](http://shestakovyachtsales.com/en/)

## Telephones

---

USA: **+1(954)274-4435**

## Office hours

---

Monday – Saturday: **9:00 - 21:00 EDT**

Sunday: **closed**

## Address

---



Harbour Towne Marina, 850 NE 3rd St,  
STE 213, Dania, FL 33004