

## MIO BEL SOGNO — MARLOW



**Builder:** MARLOW

**Year Built:** 2015

**Model:** Cruising Sailboat

**Price:** PRICE ON APPLICATION

**Location:** United States

**LOA:** 40' 0" (12.19m)

**Beam:** 12' 2" (3.71m)

**Max Draft:** 5' 2" (1.57m)

Our experienced yacht broker, Andrey Shestakov, will help you choose and buy a yacht that best suits your needs **Mio Bel Sogno — MARLOW** from our catalogue. Presently, at Shestakov Yacht Sales Inc., we have a wide variety of yachts available on our sale's list. We also work in close contact with all the big yacht manufacturers from all over the world.

If you would like to buy a yacht **Mio Bel Sogno — MARLOW** or would like help answering any questions concerning purchasing, selling or chartering a yacht, please call **+1(954)274-4435**

# TABLE OF CONTENTS

TABLE OF CONTENTS	2
SPECIFICATIONS	5
Overview	5
Basic Information	5
Dimensions	5
Speed, Capacities and Weight	5
Accommodations	6
Hull and Deck Information	6
Engine Information	6
DETAILED INFORMATION	7
Overview	7
Exclusions	11
Disclaimer	12
PHOTOS	13
2	13
3	13
4	13
5	13
6	13
7	13
8	14
9	14
11	14
10	14
12	15
13	15
14	15
15	15

---

16	16
17	16
18	16
19	16
21	16
20	16
22	17
23	17
24	17
25	17
26	18
27	18
28	18
29	18
30	18
31	18
32	19
33	19
34	19
35	19
36	19
37	19
38	20
39	20
40	20
CONTACTS	21
Contact details	21
Telephones	21
Office hours	21

---

---

Address

21

---

---

# SPECIFICATIONS

---

## Overview

---

Please contact the listing broker for a FaceTime or Skype live walk-thru showing of this boat. This 2 cabin 2 head shoal draft Hunter 40 features a distinctive hard chined hull. The unique shape adds stability, improves tracking, boost up-wind performance, and significantly increases interior volume. It features a B&R rig with swept-back spreaders, large main, and 110% jib that make for easy tacking. The interior is has a beautiful cherry finish with white counters, ivory dura leather cushions, and large windows that result in a brightly lit open feel. The topsides were painted in January 2020 with blue awlgrip with a red boot stripe. She looks BEAUTIFUL! 2 cabin 2 head - Shoal Draft - In-mast furling - Bow thruster - Generator - Heat and AC - Autopilot - AIS - Radar - Cockpit Cushions New Awlgrip Paint - January 2020 - New bottom paint - January 2020

## Basic Information

---

**Category:** Cruising Sailboat

**Model Year:** 2015

**Year Built:** 2015

**Country:** United States

## Dimensions

---

**LOA:** 40' 0" (12.19m)

**Beam:** 12' 2" (3.71m)

**Max Draft:** 5' 2" (1.57m)

**Clearance:** 63' 3" (19.28m)

**MFG Length:** 40' 0" (12.19m)

## Speed, Capacities and Weight

---

**Displacement:** 18501 Pounds

**Water Capacity:** 50 Gallons

**Holding Tank:** 40 Gallons

**Fuel Capacity:** 90 Gallons

---

## Accommodations

---

**Total Cabins:** 2

**Total Heads:** 2

---

## Hull and Deck Information

---

**Hull Material:** Fiberglass

---

## Engine Information

---

**Engines:** 1

**Manufacturer:** Yanmar

**Engine Type:** Sail Drive

**Fuel Type:** Diesel

# DETAILED INFORMATION

## Overview

Manufacturer Provided Description Whether you are a day sailor or serious cruiser, the Hunter 40 is designed to please. Her superior sailing characteristics are honed from her 65 predecessors to emerge from our design center. Built in the United States, she is crafted by people who understand and respect the sea. We chose to launch the H40 on our fortieth anniversary with the desire to create a sailing vessel that exceeded the expectations of the past forty years. Come experience the H40 with her dual helm control, fold-down transom, chined hull, and dual heads. Our hand-crafted interiors are made to fit each boat, not the other way around. The result is an interior fit and finish that is as functional as it is beautiful. Equipment RIGGING

- In-mast furling
- Cruising Spinnaker Gear with Winches
- Mainsheet traveler on arch
- Electric Primary Winches
- Boom Vang
- Inboard Jib Tracks w/Adjustable Cars
- Internal Halyards Led to Cockpit
- Jib Furling System
- Jib, 110% Furling w/Acrylic Sun Cover
- Mainsail, Full Roach w/Flaking System and Sail Cover
- Mainsheet Purchase System
- Mast, Anodized Aluminum, B&R w/Fractional Sail Plan
- Reefing System, Dual Single Line Led Aft
- Rigging Line Stoppers and Organizers, Two Sets
- Winch Handles (2)
- Winches, (2) Rigging, 2-Speed, Self-Tailing, #40
- Winches, (2) Jib, 2-Speed, Self-Tailing, #46 at Helm
- Windex® Wind Vane

## DECK/HULL

- Bow Thruster
- Bimini and Dodger
- Cockpit Cushions
- Teak on the cockpit transom and helm seats
- Teak Cockpit Table
- Tan two-tone non-skid
- Anchor Roller, Double Offset
- Anchor Well w/Space for Rode and Chain

- Electric Anchor Windlass
- Blister Prevent Technology – Hull
- Bow Pulpit, Stainless Steel
- Cockpit Traveler Arch, Stainless steel w/Mainsheet
- Dorade Vents (2)
- Deck Handrails, Stainless Steel
- Hatches, Opening Deck, w/Screens
- HKT Kevlar® Hull Reinforcement
- Hull, FRP/Balsa Sandwich Above Waterline, Solid FRP bottom
- Hull, Structural Grid Reinforcement
- Hull Windows (6), Fixed
- Keel, Shoal Draft
- Lifelines, Double w/2 Gates and Stainless Steel Stanchions
- LPG Tank Storage for Two Bottles
- Folding Mooring Cleats, (6) Stainless Steel
- Nonskid Deck
- Ports, Opening, w/Screens
- Rubrail w/Stainless Steel Insert
- Rudder, Balanced Spade, w/Stainless Steel Shaft
- Sliding Companionway Hatch
- Stern Rail Seats, Stainless Steel, w/Drink Holders
- Swim Platform w/Stainless Steel Telescoping Ladder
- Through-Bolted Hull/Deck Joint
- Through-Hull Fittings, All Bronze Below Waterline

## COCKPIT

- Bilge Pump, Manual
- Dual Helm Stations w/Stainless Steel Leather Wrapped Steering Wheels
- Halyard Tail Storage Wells
- Jib Winches Placed Aft at Helm Station
- Lewmar® Chain and Cable Steering Mechanism
- Lockers, Storage
- Stern Rail Seats, Stainless Steel, w/Drink Holders
- Walk-Through Transom w/Swim Platform
- Transom Shower, Hot/Cold

## FORWARD CABIN

- LED Cabin Lighting
- Deck Hatch, Opening
- Electrical Outlets, AC and DC
- Hanging Locker
- Innerspring Mattress
- Storage Shelving



- Under-Berth Storage Space

## FORWARD HEAD

- Electric Quiet Flush Head
- Separate Shower Stall Compartment
- Anti-Bacterial Gelcoat
- Electrical Outlets, AC and DC
- Hatch, Deck
- Shower Sump Pump
- Storage Compartments
- Vanity with Corian® Countertop

## SALON

- Bose Lifestyle 235 stereo with 26" flat screen tv w/DVD and speakers in cockpit
- Supreme Shade Package
- LED Cabin Lighting
- Chart Table
- Deck Hatch, Opening
- Deck Side Windows, Fixed
- Dura-Leather Cushions
- Dinette Table Convertible to Berth
- Electrical Outlets, AC and DC
- Handrails, Hardwood on Both Sides
- Hardwood Flooring
- Hullside Storage Cabinets
- Lift-Assisted Engine Access
- Navigation Station w/Space for Electronics
- Selected Hardwood Trim

## GALLEY

- Front Loading Freezer
- Refrigerator
- Electrical Outlets, AC & DC
- Corian® Countertop
- Dish Rack Cabinet w/Lighting and Ventilation
- Microwave
- Ports, Opening, w/Screens
- Sinks, Double Stainless Steel w/Cutting Board
- Storage Cabinets
- Storage Drawers
- Storage Shelving
- Stove, Two Burner, LPG Gimballed w/Oven

- Waste Bin, Built-In

## AFT CABIN

- Berth, Double w/Innerspring Mattress
- Built-In Lounge Chair
- LED Cabin Lighting
- Hanging Locker, Cedar-Lined
- Electrical Outlets, AC and DC
- Ports/Hatches, (2) Opening w/Screens
- Private Access to Head and Shower
- Storage Shelves and Compartment Storage Space
- Storage Space

## HEAD

- Electric Quiet Flush Head
- Access Door, Dual
- Anti-Bacterial Gelcoat
- Electrical Outlets, AC and DC
- Hatch, Deck
- Port, Opening, Frosted
- Shower Stall w/Adjustable Shower Head, Seat, Folding Privacy Door and Sump Pump
- Storage Compartments
- Vanity w/Corian® Countertop

## SYSTEMS/ELECTRONICS

- 12-Volt DC Electrical System w/Breaker Panel
- 54 Hp Yanmar® Diesel Aux Engine with Saildrive
- Generator 4kW
- Air Conditioning System (24,000 btu)
- Alternator, 80-Amp
- Automatic Fire Suppression System for Engine
- Battery Box, Engine Start
- Battery Boxes (2), House
- Battery Charger, 30 Amp
- High Water Bilge Alarm
- Bilge Pump, Electric, Automatic
- Engine Panel, Deluxe w/Alarms, and Hour Meter
- Fresh Water System, Pressurized, Hot and Cold
- Galvanic Isolator
- Gauges, Tank for Fuel, Water, and Waste
- MSD w/Holding Tank and Macerator Pump
- Navigation Light Package

- NMMA Certification On All Systems
- Oil X-changer
- Propane Gas System For Cooking
- Raymarine i70 wind, depth, speed, with autopilot, 1 remote, 4 displays
- Raymarine e125 Wide Chartplotter w/internal GPS and 4KW Radar
- Sirius Receiver and Antenna
- Raymarine AIS 650 Transceiver
- VHF Remote Mic at the helm
- Propane Gas System For Cooking
- Shore Power System, 120 Volt w/Cord
- Stereo, AM/FM w/CD Player
- Sump Pump, Shower
- VHF Radio w/DSC and Stainless Steel Antenna
- Water Heater
- X-Change-R® Oil Change System

## GENERAL SAFETY GROUP

- Air Horn
- Anchor w/Chain and Line
- Automatic Engine Room Fire Extinguishing System
- Carbon Monoxide and Smoke Detectors
- Emergency Tiller
- Fire Extinguishers (2)
- GFI Receptacles
- Handheld Flares
- Manual Bilge Pump
- Reference Book, US Sailing Basic Cruising Manual
- NMMA Certification On All Systems
- Throwable Device
- Sail Area
- Mast Height – From Waterline – Furling - 63'3"

Sail Area – Furling - 910 sq ft

- Keel Details
- Keel Type: Shoal
- Ballast: 6027 lbs
- Displacement: 19700 lbs
- Max Draft: 5' 2"

## Exclusions

---

Owner's personal belongings.

---

## Disclaimer

---

The Company offers the details of this vessel or yacht in good faith but cannot guarantee or warrant the accuracy of this information nor warrant the condition of the vessel. A buyer should instruct his representatives, agents, or his surveyors, to investigate such details as the buyer desires validated. This vessel or yacht is offered subject to prior sale, price change, or withdrawal without notice.

# PHOTOS

2



3



4



5



6



7



8



9



10



11



12



13



14



15



16



17



18



19



20



21





22



23



24



25



26



27




28



29



30



31




32




33



34



35



36



37



38



39



40

**Features of a Glenn Henderson designed hull**

**Hard Chine below the Waterline**  
 The benefits of Henderson's hard chine design is a significant increase in hull form stability. This increased stability allows more sail area to be carried in a given wind condition, plus reducing rolling motion. Downwind, hence a more comfortable ride and less movement in the cockpit - especially helpful in light to medium wind conditions. The hard chine also adds to speed/steering ability for improved performance. A further benefit of this hard chine design is increased volume internally, allowing more storage and comfort space - primarily in the aft cabin area.

**Bow Hollow**  
 The bow hollow is a concave shape at the bow waterline above and below and just aft of the bow that accomplishes two good things on a relatively wide beam boat:  
 - **Keels resistance:** This makes the hull go faster sooner. The keel and is linked by the theoretical hull speed but less resistance will allow the boat to get to that speed faster with less power. This will result in better speed in light breezes and greater fuel economy under power.

**Reduced Pitching:** The concave waterline and deep bow cuts down on the volume in the forward section. As a boat is moving through choppy water, the reduced buoyancy of the hollow shape stop the bow from rising up with the wave, instead allowing it to cut through the wave. This will result in less pitching or "hobby horsing" thus, creating a more comfortable sail.

**Stern Reflex**  
 If you examine the hull underbody in profile, you will notice a subtle "J" shape in the stern. The underbody actually begins to return to a flatter line at the stern. This does two important things:  
 • It flattens out the stern wave, reducing drag.  
 • It forces the stern wave to turn further aft to artificially produce a longer waterline.

Both of these effects increase the boats speed potential. In light air it allows the water to separate from the hull earlier because the stern is steeper at that point. Stern reflexness is almost nonexistent when underway. Look over the transom when sailing and you'll notice how clean the water is. Little disturbed water = less resistance which means more efficient sailing.

# CONTACTS

---

Andrey Shestakov, leading yacht broker of the sales department of Shestakov Yacht Sales Inc. Shestakov Yacht Sales Inc., the official representative of the Miami/Fort Lauderdale FL headquarters.

## Contact details

---

Email: [andrey@shestakovyachtsales.com](mailto:andrey@shestakovyachtsales.com)

Web: [shestakovyachtsales.com/en/](http://shestakovyachtsales.com/en/)

## Telephones

---

USA: +1(954)274-4435

## Office hours

---

Monday – Saturday: **9:00 - 21:00** EDT

Sunday: **closed**

## Address

---



Harbour Towne Marina, 850 NE 3rd St,  
STE 213, Dania, FL 33004