

WEETAMO — GULFSTAR



Builder: GULFSTAR

Year Built: 1977

Model: Cruising/Racing Sailboat

Price: PRICE ON APPLICATION

Location: United States

LOA: 40' 0" (12.19m)

Beam: 11' 4" (3.45m)

Min Draft: 3' 11" (1.19m)

Cruise Speed: 7 Kts. (8 MPH)

Max Speed: 8 Kts. (9 MPH)

Our experienced yacht broker, Andrey Shestakov, will help you choose and buy a yacht that best suits your needs **Weetamo — GULFSTAR** from our catalogue. Presently, at Shestakov Yacht Sales Inc., we have a wide variety of yachts available on our sale's list. We also work in close contact with all the big yacht manufacturers from all over the world.

If you would like to buy a yacht **Weetamo — GULFSTAR** or would like help answering any questions concerning purchasing, selling or chartering a yacht, please call **+1(954)274-4435**

TABLE OF CONTENTS

TABLE OF CONTENTS	2
SPECIFICATIONS	4
Overview	4
Basic Information	4
Dimensions	4
Speed, Capacities and Weight	5
Accommodations	5
Hull and Deck Information	5
Engine Information	5
DETAILED INFORMATION	6
Overview	6
Exclusions	9
Disclaimer	9
PHOTOS	10
3	10
2	10
5	10
4	10
6	11
7	11
9	11
8	11
11	12
10	12
12	12
13	12
14	12
15	12

16	13
17	13
19	13
18	13
20	14
CONTACTS	15
Contact details	15
Telephones	15
Office hours	15
Address	15

SPECIFICATIONS

Overview

"Weetamo" is a Custom Hood 40. She was designed by Ted Hood. There were 19 of these winning racer/cruisers built between 1976-1978. These yachts were built to a high level of quality by the Custom Yacht division of Gulfstar for offshore and shoal draft considerations. She is a keel/centerboard with a spade rudder. Her unique underbody configuration is shaped after a whales dorsal. This underbody is a take off from Ted Hood's famous "Robin". The centerboard up draft is only 3' 11" perfect for the Bahamas and ICW, yet is stable and stiff for bluewater sailing. The upgrades over the years have been constant and well thought out. She is rigged to be easily single-handed with a custom lengthened Leisure Furl in boom mainsail and can be sailed as either a sloop or a cutter. Professional boatyard upgrades by Burr Brothers Boatyard in 2019-20 alone exceeded \$35,000. The owner is a knowledgeable yachtsman and marine industry professional. The combination of the owner's professional talent and top shelf boatyards has made "Weetamo" a world class yacht. The owner has left no stone unturned to make ready for the upcoming season. "Weetamo" is well suited for Bluewater sailing and ready to go anywhere.

Basic Information

Category: Cruising/Racing Sailboat

Sub Category: Sloop

Model Year: 1977

Year Built: 1977

Country: United States

Dimensions

LOA: 40' 0" (12.19m)

LWL: 32' 4" (9.86m)

Beam: 11' 4" (3.45m)

Min Draft: 3' 11" (1.19m)

MFG Length: 40' 0" (12.19m)

Speed, Capacities and Weight

Cruise Speed: 7 Kts. (8 MPH)

Max Speed: 8 Kts. (9 MPH)

Displacement: 24000 Pounds

Water Capacity: 125 Gallons

Fuel Capacity: 65 Gallons

Accommodations

Total Cabins: 2

Total Heads: 1

Hull and Deck Information

Hull Material: Fiberglass

Engine Information

Engines: 1

Manufacturer: Perkins

Model: 4-108

Engine Type: Inboard

Fuel Type: Diesel

DETAILED INFORMATION

Overview

AccommodationsThe Gulfstar 40 designed by Ted Hood is a performance cruiser/racer. It has a very traditional layout and sleeps six in two cabins. The cockpit is over eight feet long and is very roomy. Beginning at the bow is a forepeak locker which accommodates two anchor rode. Immediately aft is the forward V-berth (with insert) stateroom which features a hanging locker, several drawers and storage underneath the V-berth. The sides of the hull in this area have individual varnished teak ceiling strips and the forward bulkhead is a contrasting off-white Formica. Moving aft, the head is located to port. It is quite spacious and features a double entry; one to the forward stateroom and one to the main cabin. Opposite the head to starboard are two lockers. Immediately aft is the main cabin which features a large U-shaped dinette to port and opposite to starboard is a pull-out settee berth with a pilot berth above. The table is on the centerline immediately aft of the mast and has two drop leafs which make it quite large when up. Two storage lockers and a bookcase are above and outboard of the dinette. There is storage underneath the dinette, the pilot berth and the settee berth. Opposite to port of the galley is the nav station. Outboard of the nav station is a large storage area (which used to be a berth but has been converted to additional storage). There is forward facing seat for the Navigator and immediately behind that is the foul weather locker. The electronic panel hangs just below the deck outboard to port. The nav station has good chart storage and four drawers for miscellaneous storage. The engine is located under the cockpit and is accessible by removing the companionway steps.

- New Ultra-Suede upholstery (2018)
- Cabin sole stripped and re-varnished (2019-20)
- Fixed and opening portlights re-bedded 2017 (no water damage staining)
- 12v Cabin Fan
- Espar diesel heat

GalleyThe galley is U-shaped to starboard at the base of the companionway and features the following:

- Shipmate (2) burner propane stove with oven
- Sea Frost refrigeration, holding plate 12v
- Deep double S/S sink
- Pressure H&C water
- Hot water heater w/exchanger (2018)
- All new hoses (2018)
- Manual cold water
- Manual salt water foot pump
- Abundant storage

Electronics

- Raymarine I-series Depth, Speed and Wind (2019)
- Raymarine Autopilot (2019)
- VHF w/ AIS 2017 and cockpit RAM mic
- Icom IC-M600 SSB
- Compass
- Furuno radar
- Raymarine Axiom chart plotter/GPS (2019) on companionway swing-out

Electrical

- 12 volt DC
- 110 volt AC shore power 30 amp w/ cord
- (3) Batteries AGM (2018)
- Battery Charger/inverter (2018)
- All spar lighting and interior lighting converted to LED (2019)

Mechanical

- New injectors (2017)
- New engine control cables (2020)
- New Fuel lines (2020)
- New exhaust elbow and exhaust hose (2020)
- Timing cover, seals and gaskets as needed on Main engine (2020)
- (2) Bilge pumps (Manual and Electric)
- Shaft line cutter
- 4 blade feathering Maxprop (2019)
- Wilcox Crittenden manual head rebuilt (2019)
- Espar diesel heat
- Dual Racor Fuel filter (2019)
- New holding tank (2019), all new hoses, and valves
- New hoses though out, all systems (2019)
- Transmission cooler serviced (2020)
- Centerboard serviced (pin removed and inspected) new pennant installed (2017)
- Assorted spare parts for all systems

Sails and Rigging

- Hall double spreader mast (2000) Awlgriped white
- Leisure Furl Boom (2000) boom lengthened by approx 2.5' for increased mainsail area and better light air performance adjusted sail area approximately 877 sq.ft. (112 sq.ft. additional)
- Standing Rod rigging replaced (2017)
- Running rigging replaced (2017)
- Navtec hydraulic backstay adjuster (2017)
- Hall Quick Vang

- Removable inner forestay (sail as cutter or sloop)
- Harken roller furler (2017)
- Harken mainsheet (six block with 4 part close hauled adjuster)
- Spinnaker pole and gear
- Whisker pole
- Main w/ full battens
- Genoa 105%
- Genoa 130%
- Blade Headsail
- Staysail
- Storm Staysail
- Storm Trisail
- Spinnaker MPS (cruising) with sock
- Spinnaker tri-radial
- Electric Main Halyard winch
- (2) Lewmar 58 ST Primary winches
- (2) Barient 22 Secondary winches
- (2) Barient 21 ST Halyards winches
- Centerboard winch s/s
- Winches serviced 2019
- Sail area = 877 sq. ft. I = 53'; J = 16'8"; P = 46'5"; E = 16' 3".

Sailboat Design Calculations and Ratios

- Sail Area to Displacement - 14.79
- Ballast to Displacement - 52.08
- Displacement to Length - 317.06
- Comfort Ratio - 42.19
- Capsize Screening Formula - 1.5

PHRF New England 2020 (sistership)

- Base Handicap - 114
- Racing Handicap - 120
- Cruising Handicap - 135

Deck and Hull

- Hull Awlgrip (2018)
- Bottom soda blasted and epoxy barrier coated - ablative bottom paint (2018)
- Cockpit cushions (2019)
- Wheel steering
- teak cockpit grate
- S/S dorade vents w/ teak boxes
- Teak toe rail with s/s cap

- Cabin and deck Awlgrip - two tone grey
- Ideal electric windless
- Windlass controls both foredeck and helm
- Bow anchor roller
- Fortress anchor w/ 40' chain, 200' rode
- Delta 44 lb plow anchor w/ 250' rode
- Danforth 22 lb anchor
- Dodger
- Elk-hide covered wheel (2019)
- Removable teak companionway doors
- Companionway drop boards
- Complete cabin screens
- Fixed ports in Main Cabin replaced (2019)
- All opening ports re-beaded (2019)
- Teak cockpit table
- Lifesling
- Flag staff & ensign
- S/S Bow and Stern pulpits, double lifelines and gates
- Outboard mount on stern rail
- Cockpit Shower (2019)
- Centerboard pennant replaced (2019)
- S/S Davits
- (2) Flexible Solar panels with controller and quick change plugs (2020)

Exclusions

- Personal items
- Tools
- Art

Exclusions

Owner's personal belongings.

Disclaimer

The Company offers the details of this vessel or yacht in good faith but cannot guarantee or warrant the accuracy of this information nor warrant the condition of the vessel. A buyer should instruct his representatives, agents, or his surveyors, to investigate such details as the buyer desires validated. This vessel or yacht is offered subject to prior sale, price change, or withdrawal without notice.

PHOTOS

2



3




4



5



6



7



9




8



10



11



12



13



14



15



16




17



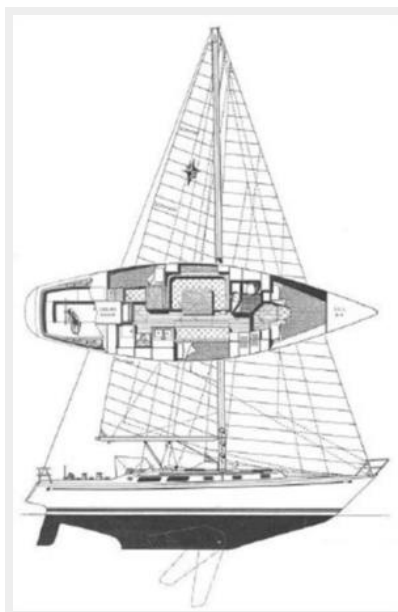
18



19



20



CONTACTS

Andrey Shestakov, leading yacht broker of the sales department of Shestakov Yacht Sales Inc. Shestakov Yacht Sales Inc., the official representative of the Miami/Fort Lauderdale FL headquarters.

Contact details

Email: **andrey@shestakovyachtsales.com**

Web: shestakovyachtsales.com/en/

Telephones

USA: **+1(954)274-4435**

Office hours

Monday – Saturday: **9:00 - 21:00 EDT**

Sunday: **closed**

Address



Harbour Towne Marina, 850 NE 3rd St,
STE 213, Dania, FL 33004