

THE LONE RANGER — RANGER TUGS



Builder: RANGER TUGS

LOA: 31' 0" (9.45m)

Year Built: 2015

Beam: 10' 0" (3.05m)

Model: Trawler

Min Draft: 2' 4" (0.71m)

Price: PRICE ON APPLICATION

Location: United States

Our experienced yacht broker, Andrey Shestakov, will help you choose and buy a yacht that best suits your needs **The Lone Ranger — RANGER TUGS** from **our catalogue**. Presently, at **Shestakov Yacht Sales Inc.**, we have a wide variety of yachts available on **our sale's list**. We also work in close contact with all the big **yacht manufacturers** from all over the world.

If you would like to buy a yacht **The Lone Ranger — RANGER TUGS** or would like help answering any questions concerning purchasing, selling or chartering a yacht, please call **+1(954)274-4435**

TABLE OF CONTENTS

TABLE OF CONTENTS	2
SPECIFICATIONS	6
Overview	6
Basic Information	6
Dimensions	6
Speed, Capacities and Weight	6
Accommodations	7
Hull and Deck Information	7
Engine Information	7
DETAILED INFORMATION	8
Overview	8
Exclusions	12
Disclaimer	12
PHOTOS	13
2	13
3	13
4	13
5	13
6	13
7	13
8	13
9	13
10	14
11	14
12	14
13	14
14	14
15	14

16	14
17	14
18	15
19	15
20	15
21	15
22	15
23	15
24	15
25	15
26	16
27	16
28	16
29	16
30	16
31	16
32	16
33	16
34	17
35	17
36	17
37	17
38	17
39	17
40	17
41	17
42	18
43	18
44	18

45	18
46	18
47	18
48	18
49	18
50	19
51	19
52	19
53	19
54	19
55	19
56	19
57	19
58	20
59	20
60	20
61	20
62	20
63	20
64	20
65	20
66	21
67	21
68	21
69	21
70	21
CONTACTS	22
Contact details	22
Telephones	22

Office hours	22
Address	22

SPECIFICATIONS

Overview

- Ranger Tug Command Bridge edition with folding upper helm station
- 300hp Volvo D4-300 with 160 hours, capable of getting up to 28 knots
- Onan 5kw generator
- Bow thruster, joystick control
- Stern thruster, joystick control
- Reverse-cycle air conditioning and heat
- Garmin electronics package with (2) Garmin chart plotters and radar
- VHF with AIS
- 2500 watt inverter
- Kyocera 140w solar panels

Basic Information

Category: Trawler

Sub Category: Tug

Model Year: 2015

Year Built: 2015

Country: United States

Dimensions

LOA: 31' 0" (9.45m)

LOD: 31' 2" (9.50m)

Beam: 10' 0" (3.05m)

Min Draft: 2' 4" (0.71m)

Clearance: 10' 3" (3.12m)

MFG Length: 31' 0" (9.45m)

Speed, Capacities and Weight

Displacement: 11500 Pounds

Water Capacity: 80 Gallons

Holding Tank: 40 Gallons

Fuel Capacity: 180 Gallons

Accommodations

Total Cabins: 2

Total Berths: 2

Total Heads: 2

Hull and Deck Information

Hull Material: Fiberglass

Engine Information

Engines: 1

Manufacturer: Volvo Penta

Model: D4-300

Engine Type: Inboard

Fuel Type: Diesel

DETAILED INFORMATION

Overview

INTRODUCTION

Traditional lines wed with modern innovation in the design of the Ranger Tug 31 Command Bridge, a yacht capable of long passages or weekend cruises. The 31CB is designed for any type of cruising and can even be put on a trailer thanks to the fold-down upper command bridge that hinges down to allow for lower bridge clearances.

LONG RANGER is a well cared for model of the 31-CB with great additional gear including a 5kw Cummins Onan generator, reverse-cycle air conditioning, a bow thruster AND stern thruster that allow you to turn the boat on itself, a Garmin electronics package, AIS, a 2500w inverter and Kyocera solar panels, and she even has an included Walker Bay dinghy and Lehr outboard.

HIGHLIGHTS:

- Ranger Tug Command Bridge edition with folding upper helm station
- 300hp Volvo D4-300 with 125 hours, capable of getting up to 28 knots
- Onan 5kw generator with ? hours
- Bow thruster, joystick control
- Stern thruster, joystick control
- Reverse-cycle air conditioning and heat
- Garmin electronics package with (2) Garmin chart plotters and radar
- VHF with AIS
- 2500 watt inverter
- Kyocera 140w solar panels

EXTERIOR VESSEL TOUR

SUN DECK AND SWIM PLATFORM: Step aboard the large aft swim platform of the Ranger Tug 31 Command Bridge yacht and are already enclosed in a safe place with large aft fixed rails, a large storage locker that also provides a comfortable sitting bench, and an easy opening access hatch to the main aft sun deck. Ranger tugs are all about easy transitioning purposes for spaces. The aft sun deck has versatile bench seating to port and starboard that fold out from the deck bulkheads. A third fixed bench stretches across the stern for aft seating protected by an aft bimini.

- Starboard and port pop-out transom seating
- Aft fixed seat stretches across the stern
- Easy-access port through stern transom
- Bimini - tan canvas
- Wet bar with sink to starboard
- Integrated cup holders

- Stereo speakers
- Hydraulic engine hatch access
- Outdoor refrigeration to port
- LED courtesy lighting
- Integrated dinghy mount system on swim platform

COMMAND BRIDGE: Easy-access stairs lead from the port side of the sun deck to the forward upper command bridge and the port side deck leading forward. The command bridge is an integrated arch with the upper helm, a Garmin chart plotter, and full electronics suite for easy handling with a 360 degree view. A custom canvas keeps you out of the sun. A comfortable bench seat for two at the helm is supplemented by an additional fold-down seat for guests.

- Hinged main command helm – folds down for bridge clearance
- Two-person helm bench
- 360-degree views from upper helm
- Garmin 7215 chart plotter and radar
- Stern thruster and bow thruster controls
- Autopilot control
- VHF radio mic
- Compass
- Bimini and plexi-glass windscreen for protection from the elements
- Kyocera solar panel mounted aft

FORWARD DECKS: Side decks lead forward from the aft sun deck. The lower helm also has easy access through the side companionway entrance to the starboard deck. The forward deck has raised fixed rails, a remote controlled spotlight and an electric windlass.

- Electric windlass
- Fixed rail leading forward with non-skid decks
- Fixed stainless steel spotlight mounted on command bridge brow
- Port entrance to interior lower helm
- Port and starboard LED running lights
- Stainless steel handrails
- Non-skid side decks

INTERIOR VESSEL TOUR: Entering through the main aft entrance, you are welcomed into a comfortable and light interior main salon with a galley running forward to starboard and versatile seating to port that can be configured to comfortably seat 4 for dinner as a dining table, or serve as two forward facing salon benches, or lay flat to create a third double bed on board. The interior main salon captures the essence of Ranger Tug's versatility thanks to all of the different conversions the space is capable of making. This is what makes this 31ft. boat feel much larger! The forward bench of the salon table can be converted to face forward and join the helm space. The interior helm lies to

starboard with an adjustable captain's chair. The 360-degree view through the salon windows and forward windshield allow for easy navigation thanks to great visibility. The galley offers an amazing amount of space for cooking with lots of counter space stretching from the aft bulkhead to the forward helm seat. There is ample storage below as well as a double-bowl stainless-steel sink, a Force10 gimballed stove and side-opening refrigeration underneath the helm seat. There is even a wine fridge located underneath the forward salon bench. Heading forward beyond the main salon, you step down and enter the spacious owner's cabin which has an offset double berth with easy-to-navigate walk-around space on either side. Fixed steps on either side make getting in and out bed a breeze. A private on-suite head to port gives the owner privacy from guests. A hanging locker and closet space to starboard provides ample storage. The guest cabin is located aft for maximum privacy. The cabin entrance is a step down from the aft main salon entrance. The overhead hatch folds up and helps maximize natural sunlight for the double berth. There is a personal seat in the cabin that lifts up and converts to a second head.

MAIN SALON:

-
- Reverse cycle air conditioning and heat
- Aft main entrance with second entrance at interior helm
- Teak and holly cabin sole leading forward
- Galley to starboard
- Convertible salon seating serves as comfortable dining for four or lowers for double berth
- Convertible forward salon bench adjusts forward for co-captain bench
- Interior lower helm with adjustable captains chair
- Fold-down television forward
- Overhead LED lighting

GALLEY:

- Corian countertops with shelf rack above
- Force10 gimballed Gourmet II 2-burner propane stove
- Side-loading refrigeration with freezer box under helm seat
- Dometic wine fridge under salon seating
- Double stainless-steel sink with pull-out chrome faucet
- Zintex propane control at galley stove
- Ample storage below counters
- Captain's chair folds forward for additional counter space
- Additional shelf storage above counters
- Overhead opening hatch and side port for nice ventilation while cooking

LOWER HELM:

-
- Adjustable captains chair

- Starboard entrance for easy access to the side deck
- Garmin GPSmap 7215 chart plotter
- Garmin VHF 200 with mic
- Volvo Penta electronic readout
- Garmin autopilot control
- Side power handheld remote for bow and stern thrusters
- Volvo Penta throttle
- Bow and stern thruster joystick controls
- Electric windlass control
- Autopilot Garmin handheld remote

FORWARD OWNER'S CABIN:

- Offset double berth with 4'' marine foam mattress
- Reverse-cycle air conditioning and heat
- Private en-suite head with shower to port and electric head
- Majestic TV
- Fusion stereo control with Sirius XM satellite radio
- Fold-down makeup table
- Easy-access storage underneath bed
- Blue accent lighting under the bed
- Teak and holly cabin sole
- Personal reading lights

AFT CABIN:

- Double berth with 4'' marine foam mattress
- Reverse-cycle air conditioning and heat
- Seating that converts to a second on-board head – electric
- Opening side ports and large hatch entrance for natural light and ventilation
- Personal reading light

MECHANICAL

- 300hp Volvo common rail diesel engine with only 160 hours
- Electronic engine control display
- Single-lever electronic shift and throttle control
- Bow and stern thrusters
- Wireless remote control for bow and stern thrusters
- Trim tabs
- Generator
- Easy access to engine via powered engine hatch
- Sea water strainers
- Electric windlass with bow and helm controls

ELECTRONICS

- Garmin electronics package
- Garmin GPSmap 7215 chart plotter at lower helm
- Garmin GPSmap 7212 chart plotter at command bridge
- 4kw HDX Radar, pole mounted
- Garmin autopilot with dual controls at both helms
- Bow and stern thruster wireless remote
- 22" TV and DVD player
- Fusion stereo system with ipod adapter and (8) speakers
- Fold-down tv in main salon
- Autopilot handheld remote
- Garmin VHF 200 with mic at lower helm
- Volvo Penta electronic readout panel

ELECTRICAL

- Cummins Onan 5kw generator with sound shield
- ProMariner TruePower Combi 2500 QS Sine wave inverter and charger
- Kyocera solar panel mounted on cabintop
- Sun Saver Duo solar power smart controller
- 12v & 120V electric panel at aft cabin
- House bank
- Engine, bow thruster, stern thruster and generator batteries

Exclusions

Owner's personal belongings.

Disclaimer

The Company offers the details of this vessel or yacht in good faith but cannot guarantee or warrant the accuracy of this information nor warrant the condition of the vessel. A buyer should instruct his representatives, agents, or his surveyors, to investigate such details as the buyer desires validated. This vessel or yacht is offered subject to prior sale, price change, or withdrawal without notice.

PHOTOS

2



3




4



5




6




7



8



9



10



11



12



13



14



15



16



17



18



19



20



21



22



23



24



25



26



27



28



29



30



31



32



33



34



35



36



37



38



39



40



41



42



43



44



45



46



47



48



49



50



51



52



53



54



55



56



57



58



59



60



61



62



63



64



65



66



67




68



69



70



CONTACTS

Andrey Shestakov, leading yacht broker of the sales department of Shestakov Yacht Sales Inc. Shestakov Yacht Sales Inc., the official representative of the Miami/Fort Lauderdale FL headquarters.

Contact details

Email: **andrey@shestakovyachtsales.com**

Web: shestakovyachtsales.com/en/

Telephones

USA: **+1(954)274-4435**

Office hours

Monday – Saturday: **9:00 - 21:00** EDT

Sunday: **closed**

Address



Harbour Towne Marina, 850 NE 3rd St, STE 213, Dania, FL 33004