

ELSA — DEFEVER



Builder: DEFEVER

Year Built: 2010

Model: Trawler

Price: PRICE ON APPLICATION

Location: United States

LOA: 48' 0" (14.63m)

Beam: 15' 0" (4.57m)

Max Draft: 4' 9" (1.45m)

Cruise Speed: 8 Kts. (9 MPH)

Max Speed: 10 Kts. (12 MPH)

Our experienced yacht broker, Andrey Shestakov, will help you choose and buy a yacht that best suits your needs **Elsa — DEFEVER** from our catalogue. Presently, at **Shestakov Yacht Sales Inc.**, we have a wide variety of yachts available on our sale's list. We also work in close contact with all the big **yacht manufacturers** from all over the world.

If you would like to buy a yacht **Elsa — DEFEVER** or would like help answering any questions concerning purchasing, selling or chartering a yacht, please call **+1(954)274-4435**

TABLE OF CONTENTS

TABLE OF CONTENTS	2
SPECIFICATIONS	7
Overview	7
Basic Information	7
Dimensions	7
Speed, Capacities and Weight	7
Accommodations	8
Hull and Deck Information	8
Engine Information	8
DETAILED INFORMATION	9
MAIN DESCRIPTION	9
48' DEFEVER VESSEL WALKTHROUGH	9
48' DEFEVER ACCOMMODATIONS	9
48' DEFEVER SALON	9
48' DEFEVER GALLEY	10
48' DEFEVER DINING	10
48' DEFEVER MASTER STATEROOM	10
48' DEFEVER FORWARD GUEST STATEROOM	10
48' DEFEVER PORT GUEST STATEROOM	10
48' DEFEVER LAUNDRY	10
48' DEFEVER LOWER HELM	11
48' DEFEVER FLYBRIDGE	11
48' DEFEVER TRUNK CABIN	11
48' DEFEVER AFTDECK	11
48' DEFEVER AUDIO/VISUAL EQUIPMENT	11
48' DEFEVER ELECTRONICS	11
48' DEFEVER ELECTRICAL SYSTEM	12
48' DEFEVER ENGINE/MECHANICAL EQUIPMENT	12

48' DEFEVER DECK EQUIPMENT	12
48' DEFEVER TENDER	12
48' DEFEVER SAFETY AND FIRE PROTECTION	13
48' DEFEVER EXCLUSIONS	13
DISCLAIMER	13
Exclusions	13
Disclaimer	13
PHOTOS	14
1	14
2	14
3	14
4	14
5	14
6	14
7	14
8	14
9	15
10	15
11	15
12	15
13	15
14	15
15	15
16	15
17	16
18	16
19	16
20	16
21	16

22	16
23	16
24	16
25	17
26	17
27	17
28	17
29	17
30	17
31	17
32	17
33	18
34	18
35	18
36	18
37	18
38	18
39	18
40	18
41	19
42	19
43	19
44	19
45	19
46	19
47	19
48	19
49	20
50	20

51	20
52	20
53	20
54	20
55	20
56	20
57	21
58	21
59	21
60	21
61	21
62	21
63	21
64	21
65	22
66	22
67	22
68	22
69	22
70	22
71	22
72	22
73	23
74	23
75	23
76	23
77	23
78	23
79	23

80	23
81	24
82	24
83	24
84	24
85	24
86	24
87	24
88	24
89	25
90	25
CONTACTS	26
Contact details	26
Telephones	26
Office hours	26
Address	26

SPECIFICATIONS

Overview

Elsa is a very clean 2010 48' DeFever Trawler. She offers twin John Deere 200 HP main engines, Westerbeke 12.5 kW generator, Magnum 3000 watt inverter/charger, Dual Racor fuel filters, oil change system, Sidepower bowthruster, AIS, Vacuflush heads, 3 stateroom 2 head layout and upper and lower helms. Elsa is Great Loop capable. Elsa is stored in an environmentally controlled building during hurricane season.

Basic Information

Category: Trawler

Sub Category: Aft Cabin

Model Year: 2010

Year Built: 2010

Country: United States

Dimensions

LOA: 48' 0" (14.63m)

LWL: 40' 10" (12.45m)

Beam: 15' 0" (4.57m)

Max Draft: 4' 9" (1.45m)

Clearance: 14' 5" (4.39m)

Speed, Capacities and Weight

Cruise Speed: 8 Kts. (9 MPH)

Max Speed: 10 Kts. (12 MPH)

Displacement: 50000 Pounds

Water Capacity: 500 Gallons

Holding Tank: 50 Gallons

Fuel Capacity: 950 Gallons

Accommodations

Total Cabins: 3

Total Berths: 5

Total Heads: 2

Hull and Deck Information

Hull Material: Fiberglass

Engine Information

Engines: 2

Manufacturer: John Deere

Model: PwoerTech 6.8 Litre 6068 TKM75 **Engine Type:** Inboard

Fuel Type: Diesel

DETAILED INFORMATION

MAIN DESCRIPTION

Elsa is a very clean 2010 48' DeFever Trawler. She offers twin John Deere 200 HP main engines, Westerbeke 12.5 kW generator, Magnum 3000 watt inverter/charger, Dual Racor fuel filters, oil change system, Sidepower bowthruster, AIS, Vacuflush heads, 3 stateroom 2 head layout and upper and lower helms. Elsa is Great Loop capable. Elsa is stored in an environmentally controlled building during hurricane season.

48' DEFEVER VESSEL WALKTHROUGH

Entering the salon through the starboard aft side door, you will find the master stateroom entrance aft, the galley port aft, built-in wrap-around seating with a hi/lo teak table to port, side deck access door port forward, entrance to the guest staterooms and engine room forward, lounge chair and a cabinet with a flat screen TV on a lift to starboard and the lower helm with a side deck access to starboard forward. Out on deck, you have covered walk-around decks, a trunk cabin design with same level aftdeck and built-in steps to the trunk cabin top and then four stairs to the flybridge. The headroom in the salon is 6'7", 6'6" in the master stateroom, 6'2" in the master stateroom shower, 6'8" in the forward guest stateroom, 6'7" in the port guest stateroom, 6'4" in the guest shower, 5'8" in the engine room, 7'6" on the flybridge, 4' on the trunk cabin and 6'6" on the aftdeck. The master stateroom berth is 6'6" long, the forward guest stateroom berths are 6'3" long and the port guest stateroom berths are 6'4" long.

48' DEFEVER ACCOMMODATIONS

Elsa offers a full beam master stateroom aft with a centerline queen size berth and ensuite head with enclosed shower; and two guest staterooms forward each with over/under berths. The guest head is to starboard across from the port guest stateroom and offers an enclosed shower.

48' DEFEVER SALON

The salon offers a chart counter, drawer and side deck access door port forward, wrap-around seating with storage, 2 stools and a hi/lo teak table to port, side deck access door starboard aft, lounge chair and entertainment cabinet with a flat screen TV on a lift to starboard, lower helm and side deck access door port forward, teak & holly sole, large side windows with wood blinds, reading lights and a shelf. To view a 360 degree photo of the salon, copy and paste the link below into your browser:

48' DEFEVER GALLEY

The galley is located port aft in the salon.- Princess gourmet Euro Kera ceramic 3-burner electric cooktop and oven- Sharp Carousel microwave oven- Dometic refrigerator/freezer- U-Line under-counter refrigerator with ice machine- Double stainless steel sinks- Storage drawers and cabinets- Granite countertop- Teak & holly sole- Opening side and aft windows

48' DEFEVER DINING

Dining space is available at the salon hi/lo teak table.

48' DEFEVER MASTER STATEROOM

The full beam master stateroom aft offers a centerline queen size berth, nightstands, reading lights, 4 portlights and transom hatch with curtains, teak parquet sole, 2 hanging lockers, storage drawers and cabinets, shelves, mirror, Whirlpool washer and dryer in the walk-in closet and an ensuite head with enclosed shower.

48' DEFEVER FORWARD GUEST STATEROOM

The forward guest stateroom offers over/under bunks to port, 4 portlights with curtains, overhead hatch with a screen, reading lights, anchor chain locker access, teak parquet sole, hanging locker and storage cabinets and drawers. The guest head is to starboard aft of this stateroom and offers an enclosed shower. To view a 360 degree photo of the forward guest stateroom, copy and paste the link below into your browser:

48' DEFEVER PORT GUEST STATEROOM

The port guest stateroom offers over/under bunks, hanging locker, storage cabinets, shelf, 2 portlights with curtains, teak parquet sole, under-sole storage and an engine room access door aft. The guest head is to starboard across from this stateroom and offers an enclosed shower. To view a 360 degree photo of the port guest stateroom, copy and paste the link below into your browser:

48' DEFEVER LAUNDRY

- Whirlpool washer - Whirlpool dryer

48' DEFEVER LOWER HELM

The lower helm is starboard forward in the salon and offers a full helm, anchor windlass controls, searchlight controls, side deck access door and a portable helm seat.

48' DEFEVER FLYBRIDGE

The flybridge offers a bimini (2016), three-sided Eisenglass enclosure (2016), non-skid deck, hinged arch, Pompanette helmseat, anchor windlass controls, searchlight controls, benchseats with storage on each side forward and aft, storage under the console and tender storage aft. To view a 360 degree photo of the flybridge, copy and paste the link below into your browser:

48' DEFEVER TRUNK CABIN

The covered trunk cabin area has a 4' headroom and is a very good area for water toy storage or lounge area. There are molded-in, teak covered steps on the port side from the side deck and four steps up to the flybridge and lounge cushions. To view a 360 degree photo of the trunk cabin, copy and paste the link below into your browser:

48' DEFEVER AFTDECK

The covered aftdeck offers a non-skid deck, transom gate, sale level side deck access, stainless steel rails, lazarette access, 2 rod holders, hot/cold fresh water shower and 2 spot lights aft.

48' DEFEVER AUDIO/VISUAL EQUIPMENT

- KVH Tracvision M5 satellite TV system- DirecTV satellite TV HD receiver in the salon- Samsung flat screen TV on a lift in the salon- Fusion MS-IP700 stereo in the salon- Fusion MS-NRX200i stereo controller on the flybridge- Polyplaner interior speakers- JL Audio exterior speakers

48' DEFEVER ELECTRONICS

- Garmin 6 kW HD Radar- AIS- Garmin 5212 GPSMap multi-function display on the flybridge and at the lower helm- Garmin depth sounder module in the multi-function display- XM weather forecasting module in the multi-function display- Engine room and aft security cameras feed in the multi-function display (2016)- Simrad AP28 autopilot on the flybridge and at the lower helm- Icom IC-M504 VHF on the flybridge and at the lower helm- Ritchie Powerdamp magnetic compass at the lower helm- Mingood

intercom system

48' DEFEVER ELECTRICAL SYSTEM

- Westerbeke 12.5BTDB 12.5 kW generator with approximately 769 hours- Magnum ME3112 inverter/charger with remote panel in the salon (2016)- Victron Energy Centaur 40 amp battery charger- 2 X Bosch 70 amp alternators- Perko and Cole Hersee battery switches- Galvanic isolator- Duracel SLI8DA generator start battery- 2 X Intimidator AGM 8D house/inverter batteries- 4 X Lifeline GPL-4CT 6v port main engine start batteries- 4 X West Marine 15020282 6 v starboard main engine start batteries- 50 amp shore power cord- 12 vdc outlet at the lower helm

48' DEFEVER ENGINE/MECHANICAL EQUIPMENT

- Twin John Deere PowerTech 6.8 Litre 6068 TKM75 200 HP main engines with approximately 890 hours- John Deere engine system panels- Twin Disc MG5050SC gearboxes- Morse electronic engine controls- Racor turbo exhaust filter/silencer on each main engine- Centek exhaust system- Lasdrop shaft seals- Teleflex Capilano hydraulic steering system- Dual Racor 75500MAX fuel filters with vacuum gauge for each main engine- Racor 75500 MAX fuel filter with vacuum gauge for the generator- Fuel manifold- Groco fuel transfer pump- Groco oil change system- Sidepower bowthruster- Marine Air Systems reverse cycle air conditioning system (2 zones)- Shurflo fresh water system pump- Seaward 20 gallon water heater- Dometic holding tank level monitor system- Vacuflush head aft and electric head forward (Both fresh water)- Engine room workbench- DeFever sea chestTo view a 360 degree photo of the engine room, copy and paste the link below into your browser:

48' DEFEVER DECK EQUIPMENT

- Maxwell 2200 anchor windlass with foot controls and remote control at both helms- Lewmar 66 LB Claw anchor with 200' anchor chain- Spare Danforth anchor- Stainless steel Sampson Post- Washdown forward- Stainless steel rails- Non-skid decks- Foredeck storage lockers- Windscreen cover- Boarding gate on each side- Seaview mast on the hinged Radar arch- Arch spreader lights- Aftdeck spot lights- Fiberglass swimplatform with teak grates- Stainless steel swim ladder

48' DEFEVER TENDER

- Achilles 2012 11' RIB tender- Tohatsu 15 HP 4 stroke outboard- Bower Systems WC800 tender davit

48' DEFEVER SAFETY AND FIRE PROTECTION

- Fire extinguishers- ACR searchlight with controls at each helm- Lifesling2 Overboard Recovery System- Engine room and aft security cameras (2016)- Rule bilge pumps

48' DEFEVER EXCLUSIONS

- Sellers' personal belongings

DISCLAIMER

The Company offers the details of this vessel in good faith but cannot guarantee or warrant the accuracy of this information nor warrant the condition of the vessel. A buyer should instruct his agents, or his surveyors, to investigate such details as the buyer desires validated. This vessel is offered subject to prior sale, price change, or withdrawal without notice.

Exclusions

Owner's personal belongings.

Disclaimer


The Company offers the details of this vessel or yacht in good faith but cannot guarantee or warrant the accuracy of this information nor warrant the condition of the vessel. A buyer should instruct his representatives, agents, or his surveyors, to investigate such details as the buyer desires validated. This vessel or yacht is offered subject to prior sale, price change, or withdrawal without notice.

PHOTOS


1




2




3




4




5




6



7



8



9




10



11



12




13




14



15



16



17



18



19



20



21



22



23




24



25



26



27




28



29




30



31



32



33



34



35



36



37



38



39



40



41



42



43



44



45



46



47



48



49



50



51



52



53



54



55



56



57




58



59




60



61




62



63



64



65



66



67



68



69



70



71



72



73



74



75



76



77




78



79




80



81




82



83




84



85




86



87



88



89



90



CONTACTS

Andrey Shestakov, leading yacht broker of the sales department of Shestakov Yacht Sales Inc. Shestakov Yacht Sales Inc., the official representative of the Miami/Fort Lauderdale FL headquarters.

Contact details

Email: **andrey@shestakovyachtsales.com**

Web: shestakovyachtsales.com/en/

Telephones

USA: **+1(954)274-4435**

Office hours

Monday – Saturday: **9:00 - 21:00** EDT

Sunday: **closed**

Address



Harbour Towne Marina, 850 NE 3rd St, STE 213, Dania, FL 33004