

## DONNA MARIE — HARGRAVE



**Судостроитель:** HARGRAVE

**Год постройки:** 2013

**Модель:** Моторная яхта

**Цена:** ЦЕНА ЯХТЫ ПО ЗАПРОСУ

**Местонахождение:** United States

**Длина общая:** 114' 0" (34.75m)

**Ширина:** 24' 0" (7.32m)

**Макс. осадка:** 6' 0" (1.83m)

**Крейс. скорость:** 21 Kts. (24 MPH)

**Макс. скорость:** 25 Kts. (29 MPH)

Купить **DONNA MARIE — HARGRAVE** а также выбрать подходящую вам яхту из нашего **каталога яхт** вам поможет опытный яхтенный брокер Андрей Шестаков. На сегодняшний день компания **Shestakov Yacht Sales Inc.** имеет большое количество яхт в **собственном списке продаж**, а также тесно сотрудничает со всеми крупными **яхтенными производителями** по всему миру.

Для того чтобы купить яхту **DONNA MARIE — HARGRAVE** а также проконсультироваться по любому вопросу связанному с покупкой, продажей, чартером яхт позвоните по телефону **+7(918)465-66-44**.

# ОГЛАВЛЕНИЕ

ОГЛАВЛЕНИЕ	2
ХАРАКТЕРИСТИКИ	4
Обзор	4
Основная информация	4
Размеры	5
Скорость, вместимость и масса	5
Размещение	5
Корпус и палуба	5
Информация о двигателе	5
ПОДРОБНОЕ ОПИСАНИЕ	6
Main Salon Features	6
Entertainment- Bar and service Special Features	6
Day Head Fabrics and Furnishings	7
Galley	7
Pilothouse.	7
Lower Foyer.	7
Master Stateroom	8
Guest Staterooms	8
Aft Deck and Fly Bridge Features	9
Crew Quarters	9
Mechanical Equipment	9
Interior Equipment	10
Exterior Equipment	11
Appliances	12
Electronics	12
Television and Audio	13
Additional Equipment	14
Исключения	14

---

Отказ от ответственности	14
ФОТОГРАФИИ	15
КОНТАКТЫ	19
Контактная информация	19
Телефоны	19
Время работы	19
Адрес	19

---

---

# ХАРАКТЕРИСТИКИ

---

## Обзор

---

114' Hargrave Raised Pilothouse Motor Yacht DONNA MARIE

This large volume yacht is a great example of form and function. The well-appointed galley

complete with prep island and "country kitchen" style seating is a warm and inviting gathering

area. A formal dining room featuring full height china cabinets, dining buffet with generous

storage and custom lighting, offers a great entertainment space for those special occasions.

The Main Salon has a number of seating options, custom crown molding, custom lighting and

an armiore style walk-up bar with marble top, refrigeration, recessed sink and ice-maker. The

huge aft deck is another popular gathering area featuring an alfresco dining table, curved bar,

refrigeration and tons of storage for gear and water toys. The full beam Master Suite boasts

his and her baths and walk-in closets. The raised pilot house offers excellent visibility, ample

storage, a settee, and work area.

---

## Основная информация

---

**Тип судна:** Моторная яхта

**Подкатегория:** Pilothouse

**Модельный год:** 2013

**Год постройки:** 2013

**Страна:** United States

**Открытая палуба мостика:** Да

## Размеры

---

**Длина общая:** 114' 0" (34.75m)

**Ширина:** 24' 0" (7.32m)

**Макс. осадка:** 6' 0" (1.83m)

## Скорость, вместимость и масса

---

**Крейс. скорость:** 21 Kts. (24 MPH)

**Макс. скорость:** 25 Kts. (29 MPH)

**Вместимость воды:** 600 Gallons

**Вместимость сточного бака:** 200 Gallons

**Объем топливного бака:** 6000 Gallons

## Размещение

---

**Всего кают:** 4

**Всего ком. состава:** 5

## Корпус и палуба

---

**Материал корпуса:** Fiberglass

## Информация о двигателе

---

**Двигатели:** 2

**Производитель:** CAT

**Модель:** C-32

**Тип двигателя:** Inboard

**Тип топлива:** Diesel

---

# ПОДРОБНОЕ ОПИСАНИЕ

---

## Main Salon Features

---

- Satin Cherry Wood Throughout
- Pomele Sapele Accents
- Emperadora Light Marble cabinet tops
- (2) Full height china/stemware cabinets
- (2) Wine Coolers / 48 bottles ea.
- 42" Flat TV & Entertainment cabinet Classic Oval Wood design in cabinetry
- Owners (concealed) desk and storage
- Pomele Sapele Credenza w/ bun feet
- Crown molding throughout
- AC supply
- Walk up Bar w/ concealed sink, bottle and glass storage and ice maker
- (2) Rectangular recessed soffits in Faux Venetian platinum color

## Entertainment- Bar and service Special Features

---

The Main Salon has an armoire style walk up bar with refrigeration, ice maker, marble top with

a recessed sink, mirrored interior, glass/stemware, wine and bottle storage.

Forward in the salon, there are (2) 48 bottle wine coolers to sort reds and whites.

Another unique feature is the concealed/convertible desk in the dining area on the port side. It

is completely concealed in the dining port buffet and the cabinet face appears to match the

starboard dining buffet but is organized specifically for correspondence and a computer.

Custom Crown Molding through with concealed AC diffusers.

Mirrored Ceiling with custom lighting.

---

## Day Head Fabrics and Furnishings

---

- Wall Covering - York Walt Disney/Natural resources
- Fine Art Sconces - (2) Singapore Modern Silver
- Kohler Glass Vessel Sink
- Kohler Lavatory Faucet

---

## Galley

---

Country kitchen, however, rather than have a bank of windows forward above the eating area,

there is abundant cabinets for stowage. The cabinets are deep enough to store platters so

they may easily be staged for serving at the stone-topped prep island. More stowage lies

beneath the seats.

---

## Pilothouse.

---

Fitted with a good-size observation settee and already roomy, the Donna Marie's raised pilothouse feels even larger than it is offering creature comforts without crowding the helm

station. There is a settee, day head, and work area. The yacht has a pull-out desk on the port

side, the helm chair closest to it swivels to face it. Additional stowage was created for a fax/copier behind the cabinets.

---

## Lower Foyer.

---

Beautiful marble sole in the foyer. It features a combination of Gray Emperador and Dark

Emperador marble, with ring-pattern inlays. The design features are more like those

that you'd

see aboard larger megayachts.

Features:

- (2) Fine Art Sconces - Portobello Road/Platinized Silver
- Custom Console table - Gray Emperador and Pommel Sapele
- Custom crown perimeter recessed soffit
- Bosch front load washer/dryer behind cabinet
- Majilite Upholstered walls - Elegance/Ivory

---

## Master Stateroom

---

Full-beam Master Stateroom is situated below decks, with his and her heads, king bed, sitting

area, his and her walk-in cedar-lined closets and ample storage.

Features:

- Sitting Area
- (2) 7' Walk in Closets
- (2) 90" Dressers
- 9' x 10' recessed soffit
- Dual Door Entry
- 400 square feet of living area
- King Bed with custom upholstered head and footboard
- His and Hers bath in Pearlato (Ivory) Marble and Amber Onyx

---

## Guest Staterooms

---

Two of the three guest staterooms aboard DONNA MARIE feature nearly king-size berths (the

other is a queen). The frosted-glass effect on the bulkhead brings a touch of elegance to the



decor. The same holds true with frosted glass light strips on the mirror in the full en suite

heads.

Features:

- (2) Guest Staterooms with King size beds
- (1) Guest stateroom with Queen size bed
- All with ensuite heads
- (2) Top Brass-Jasmin Brush nickel Sconces
- Dual Closets in all
- Dressers/Armoires
- Imperial Cream Marble Baths
- Extra insulation between Guests room walls
- Classic Oval Wood design

---

## Aft Deck and Fly Bridge Features

---

- Polished SS safety gates at all exposed steps to help protect for children and pets
- 10' Gloss teak dining table
- Sub Zero Beverage drawers
- (3) Stidd Helm Chairs on Flybridge
- 8' Aurora Granite Curved Bar
- Diagonal Teak Herringbone Design

---

## Crew Quarters

---

- (2) Single bunk cabins that share a head
- (1) Captain's cabin with queen bunk and private head
- (1) Tall refrigerator and (1) Upright Freezer
- 10' of work bench and tool storage

---

## Mechanical Equipment

---

- Hydraulic Bow Thruster HPS-60hp w 16" tube
- Hydraulic steering by Hynautic, adaptable to auto-pilot
- Engine Alarm System for low pressure & high temperature supplied by CAT
- 200 GPD Headhunter Treatment Center
- Vimar sockets and switches in all rooms

- (8) 200 amp/hr. batteries for engine & ship power
- Indirect rope lighting under valances in salon staterooms, sky lounge and galley
- Lights in closet on micro switches
- Bed on Hydraulic cylinder in Master, VIP x 2 plus captain stateroom
- Granite counter top in galley
- Helm and Passenger seat on Fly Bridge
- (3) Freeman Hatches
- Sea Chest
- 100 AMP Galvanic Isolator x2
- (5) 3-Ton Cruisair Chilled Water Units
- Port and Starboard pilot house side door
- Additional SAE "A" PTO Adaptor for 2nd engine as backup steering system
- (2) Cat C-4.4T Marine Pkg Genset 12V Package (2) rating 44Ekw (60hz) 220V
- Sentry battery charger 1x30amp 12v, 1x30amp 24v, 1x80amps
- Watertight bulkheads in engine room
- Naiad Stabilizers Model 360 w/12 sq. ft. fins w/ Datum control
- Double stabilizer & bow thruster backup pump on back of port & starboard transmissions
- (2) ZF Controls and (2) bow/stern thruster controls
- Sea Fire FM-200 engine room fire extinguisher system
- Reverso oil change pumping system Engines, trans & Gen
- Orbordorfer fuel transfer pump with Fill rite flow meter
- Tide Seal dripless shaft logs and rudder post
- Double Racor filters for engines
- ESI Fuel Polishing System
- Glendenning cable master w/100amp Cable master x2
- Maxwell Nilsson Stern Winch (2) VWC3500 at aft deck
- SeaFire Smoke and Temp alarms (10 units)
- Jabsco emergency crash clutch pump 18330-0000
- (2) Acme Isolation transformer with boosters
- HPS 60hp stern thruster
- Delta T ventilation fans and demister
- Air auto door on aft deck w/ manual override sensor
- Twin bow anchor pockets Maxwell VWC4500 hydraulic windlass w/300lb anchors and 300'
- of HT chain.

---

## Interior Equipment

---

- Satin nickel interior on push pulls and lights
- Vimar Electrical switches w/ 12 Dimmers

- Majilite Upholstery
- AmeriData light marble counter tops in main salon
- Kohler Compass Biscuit Sink w/No Pop-Up S/S grid drain for countertop in salon
- Santec SR handle Satin Nickel w/polished Nickel accents faucet for counter top sink in
- salon
- Mirrored panel for recessed ceiling tray in dining area
- Pocket sliding door in between main salon and walkway to galley
- Granite counter top in galley
- Rev-A-Shelf 5207-CR Chrome pivot-out blind corner kit in galley
- Rev-A-Shelf 5349-9WM-X multi-colored pull-out trash & recycle ctr in galley
- Awlgrip shower stalls in 5 heads
- Headhunter (8) heads with 2 x 110V pumps and 24V pump
- Mirror ceiling in day head & master, port, starboard guest bath bathrooms
- Recessed Box with trim molding for Flat Screen TV in starboard guest cabin
- Kohler sinks in all head
- Marble floor in day head
- Marble night stands
- Marble shower wall, seat and floor in Master, VIP, Guests, Crew baths
- Granite floor in port and starboard guest heads and lower foyer
- Drapery track in master shower
- Frameless shower doors in Master, VIP, three guest cabins

## Exterior Equipment

---

- Fiberglass hardtop
- Kahlenberg T-OA air horn W/P440-04
- 2" Handrail on main deck
- Sail track under rub rail 40' a side
- Bow deck lights, waterproof x 8
- Recess sun pad in bow
- Bow seat with storage inside and seat cushions
- Mold-in recess steps from brow up
- Non-skid on brow and galley hood
- Curved hawsers on aft deck
- Custom wet bar with sink and access door under the sink at port wing of aft deck
- Aft deck seating
- Aft deck teak table w/ Hi-Low
- Escape hatch on aft deck to engine room
- Wind deflector above forward wind screen
- 2" U-Shaped handrails on flybridge

- Wet bar on flybridge with 4 SS bar seats
- SS Hi-Low Mechanism for (2) flybridge tables
- 6" platform on flybridge for helm chairs
- FRP storage box / Sun pad at boat deck
- Ladder to hard top from boat deck w/ladder storage under flybridge
- Live bait well built into cockpit
- Fishing rod holder x 8 on bulwark of cockpit area
- (2) custom SS Hawser with cleats at aft cockpit
- 10" Pop-up Cleats (3) at swim platform
- Generated

## Appliances

---

- GE Profile 30" Back Pattern Glass Ceramic with Stainless steel trim
- Built-in Electric Cook top w/30" Built-In single convection wall oven w/glass touch controls
- in Galley
- Sub-Zero Stainless Steel Refrigerator in Galley
- Fisher & Paykel Stainless Steel Dishwasher in Galley
- LG Stainless Steel Microwave in Galley
- Franke Disposal in Galley
- InSinkerotor Sink top switch Satin Nickel Disposal Switch in Galley
- U-Line Stainless Steel Refrigerator in Salon
- GE Monogram Stainless Steel Ice Maker in Salon
- (2) U-Line Stainless Steel Wine Cooler in Salon
- GE White Washer/Dryer in Lower Foyer
- GE White Washer/Dryer in Crew Quarters
- GE White Upright Freezer Frost Free in Crew Quarters
- GE White Refrigerator/Freezer Frost Free in Crew Quarters
- U-Line 2115R White Refrigerator on Aft Deck
- U-Line 2115R White Refrigerator 110V White on Flybridge
- GE Monogram White Ice Maker 110V on Flybridge
- Fire Magic Stainless Steel gas grill on Flybridge
- Generated

## Electronics

---

- Furuno VAV 3D 12 KW, 72N.M. 6' Array mounted @ Hard Top
- Furuno NAV 3D 4KW, 48N.M. 3.5 Array mounted @ Radar Arch

- Furuno FA 150 AIS System
- Nobeltec Admiral 11.0 Electronic Navigation Software mounted @ Pilot House
- WxWorx WXWORX On Water Premium Software & Mapping for GPS
- Nobeltec XM Plus Pack Software XM Weather
- Furuno GP 33 WASS Color GPS mounted @ Pilot House
- Furuno RD33 NMEA Repeater Color Display mounted @ Lower Helm
- Furuno 235-MSLF 235KHZ Smart Sensor 2000 Depth & Temp mounted fwd @ Hull
- Furuno RD33 NMEA Repeater Color Display mounted @ Lower Helm
- Furuno PB 150 Weather Station Sensor mounted @ Hard Top
- Furuno Navpilot 500 mounted @ Lower Helm
- Furuno Navpilot HRP 17-24 Pumpset mounted @ Engine Room
- Furuno FM 4000 VHF 25 Watt mounted @ Lower Helm
- KEP Marine KEPL-15 mounted @ Upper Helm x3
- Furuno NAV 3D BB control Keyboard mounted @ Upper Helm for 2nd MFDBB
- Furuno RD33 NMEA Repeater Color Display mounted Upper Helm - depth/speed/temp
- Furuno RD33 NMEA Repeater Color Display mounted Upper Helm - depth only
- Furuno Navpilot 500 2nd Station mounted @ Upper Helm
- Furuno FM 4000 VHF 25 Watt mounted @ Upper Helm
- Furuno FM 4000 Remote Mic 2nd station mic mounted @ Upper Helm
- Panasonic PH 824 ADV Hybrid KSU Phone / Intercom System x2
- Panasonic PH T-7731-B Speaker Phone / Intercom System x8
- Sea See DND - 60 Wide White Ball Camera mounted @ Aft Deck x2
- Sea See DND - 60 Wide White Ball Camera mounted @ Engine Room x2
- Sea See IM-DVR-04P 4 channel DVR/Quad Switcher mounted @ Lower Helm
- Sea See Video Amplifier mounted @ Lower Helm x2

---

## Television and Audio

---

- Samsung 40" HD LED TV mounted @ Salon
- Samsung 32" HD LED TV mounted @ Galley
- Fusion AM/FM/iPod Stereo mounted @ Flybridge
- Samsung 26 LED HD TV mounted @ VIP
- Samsung BDC5500 BluRay Player mounted @ VIP
- DirecTV HD DVR Receiver mounted @ VIP
- Samsung 32" HD LED TV mounted @ Port & Starboard Guest Stateroom x2
- DirecTV HD DSS Receiver mounted @ Port & Starboard Guest Stateroom x2
- Samsung 40" HD LED TV mounted @ Master Stateroom
- Motivated Design 40: - 42" Plasma/LCD Electrical Swivel mounted @ Master
- Bose Lifestyle V35 White Flush Speakers mounted @ Master Stateroom
- Samsung 26" LED HD TV mounted @ Captain

- Coby 15" TV/DVD mounted @ Crew 1 & 2 x 2
- Fusion AM/FM/iPod Stereo mounted @ Engine Room

---

## Additional Equipment

---

- 17' AB Tender
- Quick Lift 2500lb 360 degree Davit with removable chocks
- Marquipt Sea Stairs
- Safety Package-Life Jackets/Fenders/Fire Extinguishers/Dock
- Lines/Flares/Dual plug phone/TV cord
- Fire Magic S/S Gas Grill on Flybridge
- Stidd Low Back Admiral 500N-200-1X2 (2) mounted in Pilothouse and Stidd Low
- Back Admiral 500N-200-2X2 (3) mounted on Flybridge
- Sea Recovery 1400 GPD water maker
- Spot Zero Fresh Water System
- Generated

---

## Исключения

---

При продаже яхты исключаются личные вещи владельца.




---

## Отказ от ответственности

---

Компания предоставляет описание судна или яхты добросовестно, но не может гарантировать точность этой информации, а также не ручается за техническое состояние. Покупатель должен проинструктировать своих агентов или оценщиков исследовать представленную информацию более подробно, по собственному желанию. Продажа судна или яхты, изменение цены или снятие с продажи будет происходить без предварительного уведомления.


# ФОТОГРАФИИ











# КОНТАКТЫ

---

Андрей Шестаков (Andrey Shestakov) – ведущий яхтенный брокер отдела продаж яхт и судов компании Shestakov Yacht Sales Inc. Официальный представитель Shestakov Yacht Sales Inc. для русскоговорящих клиентов в центральном офисе компании в Майами/Форт Лодердейл/Флорида/США.

## Контактная информация

---

Email: **andrey@shestakovyachtsales.com**

Web: **[shestakovyachtsales.com](http://shestakovyachtsales.com)**

## Телефоны

---

Краснодарский край: **+7(918)465-66-44**

США, Майами, Флорида: **+1(954)274-4435**

## Время работы

---

Понедельник – Суббота: **9:00 - 21:00** EDT

Воскресенье: **Закрето**

## Адрес

---



Harbour Towne Marina, 850 NE 3rd St, STE 213, Dania, FL 33004