

CASTELLINA — MOONEN



Builder: MOONEN

Year Built: 2000

Model: Motor Yacht

Price: PRICE ON APPLICATION

Location: Monaco

LOA: 121' 0" (36.88m)

Beam: 27' 0" (8.23m)

Min Draft: 8' 0" (2.44m)

Max Draft: 8' 0" (2.44m)

Cruise Speed: 11 Kts. (13 MPH)

Max Speed: 13 Kts. (15 MPH)

Our experienced yacht broker, Andrey Shestakov, will help you choose and buy a yacht that best suits your needs **CASTELLINA — MOONEN** from our catalogue. Presently, at Shestakov Yacht Sales Inc., we have a wide variety of yachts available on our sale's list. We also work in close contact with all the big yacht manufacturers from all over the world.

If you would like to buy a yacht **CASTELLINA — MOONEN** or would like help answering any questions concerning purchasing, selling or chartering a yacht, please call **+1(954)274-4435**

TABLE OF CONTENTS

TABLE OF CONTENTS	2
SPECIFICATIONS	4
Overview	4
Basic Information	4
Dimensions	5
Speed, Capacities and Weight	5
Accommodations	5
Hull and Deck Information	5
Engine Information	6
DETAILED INFORMATION	7
Main Salon & Dining Area	7
Master Stateroom	7
(4) Guest Staterooms, Below	7
Captains Cabin & Crew Quarters	7
Galley & Laundry Equipment	7
Skylounge	8
Pilothouse	8
Electronics & Navigational Equipment	8
Sundeck Equipment	9
Bridge Deck Aft Equipment	9
Deck Equipment	9
Aft Deck & Tender Garage	9
Recent Updates	10
Electrical Equipment	10
Engine Room, Mechanical & Electrical Equipment	10
Exclusions	11
Disclaimer	11
PHOTOS	12

Castellina 2	13
Castellina 1	14
Castellina safety plan	14
CONTACTS	15
Contact details	15
Telephones	15
Office hours	15
Address	15

SPECIFICATIONS

Overview

CASTELLINA is a custom Tri-Deck Motor Yacht built by Moonen Shipyard, one of the finest Dutch yacht builders in the world. Designed with a full displacement hull for comfort at sea and constructed with a steel hull and aluminum superstructure. The workmanship throughout the vessel is of the highest yacht quality and she has been kept that way her entire life. The yacht's sheer size in volume is no match for other vessels of this size, boasting 341 GRT, her volume is equal to most 40 meter yachts. She offers amazing headroom throughout on all deck levels. The dark cherry interior is built with solid wood construction.

CASTELLINA received an interior refit in 2008 sparing no expense by well-known designer Claudette Bonville. The yacht features a warm and elegant interior and accommodates ten guests in five luxurious double cabins. The vessel was originally built to Lloyds Classification and MCA compliant offering her the ability to cruise as a commercial vessel. While underway she is an extremely quiet vessel due to having machinery installed on flexible mounting including the main shafts. She is a very easy vessel to get around for both guest and crew, with full walk-around decks on all levels. Her quality of build and safety of operation is rarely seen on a vessel of this size.

Basic Information

Category: Motor Yacht	Sub Category: Tri-Deck
Model Year: 2001	Year Built: 2000
Refit Year: 2017	Refit Type: Complete overhaul of main engines & gens, new A/C system, new water toys, etc.
Country: Monaco	Fly Bridge: Yes

Dimensions

LOA: 121' 0" (36.88m)**LWL:** 103' 11" (31.67m)**LOD:** 121' 0" (36.88m)**Beam:** 27' 0" (8.23m)**Min Draft:** 8' 0" (2.44m)**Max Draft:** 8' 0" (2.44m)**MFG Length:** 121' 0" (36.88m)

Speed, Capacities and Weight

Cruise Speed: 11 Kts. (13 MPH)**Max Speed:** 13 Kts. (15 MPH)**Displacement:** 551155.655 Pounds**Gross Tonnage:** 341 Pounds**Water Capacity:** 2950 Gallons**Fuel Capacity:** 11531 Gallons

Accommodations

Total Cabins: 5**Sleeps:** 10**Captain Cabin:** True**Crew Berths:** 6**Crew Sleeps:** 7

Hull and Deck Information

Hull Material: Steel**Deck Material:** Teak**Exterior Designer:** Joachim Kinder**Interior Designer:** Claudette Bonville

Engine Information

Engines: 2

Manufacturer: Caterpillar

Model: 3412 DITA's

Engine Type: Inboard

Fuel Type: Diesel

DETAILED INFORMATION

Main Salon & Dining Area

The salon's elegant decor highlights European ancestry. The salon is entered through double, full glass pneumatic sliding doors. To port is a full-service bar with an extra-large window facing the aft deck which drops completely down, creating an open air feel to the aft deck. Forward of the bar to port is a large settee, to starboard is a pop-up TV. Forward of the main salon is the main dining area capable of seating (12) guests. On both port and starboard sides of the dining are built-in china and stemware storage. Moving forward to starboard is the main foyer, which includes the wine storage area and day head.

Master Stateroom

Located on the main deck and features his and hers heads with dual wash basins and a walk-through shower between them. King size bed centerline facing forward, with writing desk/make-up vanity to port and comfortable lounge settee to starboard. Forward are (2) walk-in closets. One closet has a locking section for owner's personal item storage during charter. Entertainment center includes a 32" TV, DVD player, Satellite receiver and mini bar.

(4) Guest Staterooms, Below

Guests receive the VIP treatment in (4) double cabins on the lower deck, three with queen beds, one cabin with full bed, ensuite heads and showers, writing desks and large hanging closets. Each stateroom's entertainment system is complete with TV and DVD player. The heads are finished in a very light finish and large port lights, which brings this area to life. Each cabin is fitted with large port lights allowing in natural light. Again, the overhead height is exceptional and comfortable for the tallest of guests.

Captains Cabin & Crew Quarters

The spacious Captain's cabin is located starboard side just aft of the pilothouse. This cabin is equal in size to one you might find on a 150' yacht. Fitted with hanging closet, writing desk and ensuite head with shower. Crew accommodations for up to (6). Located on the lower deck with (3) cabins, each cabin has an ensuite head and shower. There is also a crew lounge in this area.

Galley & Laundry Equipment

- True Refrigerator & freezer

- Miele Refrigerator & freezer
- Gaggenau 5-burner cooktop
- SMEG commercial grade oven
- Miele commercial grade oven
- Gaggenau induction oven
- Alder C50 commercial dishwasher
- Double Franke stainless steel sinks
- Stainless steel worktops
- Laundry Equipment:
 - (2) Speed Queen washer & dryers
 - Miele Novotronic washer & dryer

Skylounge

The Skylounge is very large for a vessel of this size. With sofa seating, 52" TV on the starboard forward bulkhead, desk on port side forward and full bar with stool seating on port side aft. There is a day head on this level forward to port, just aft of the pilothouse.

Pilothouse

The Pilothouse is huge for a vessel of this size. It accommodates the best of navigational equipment. The pilothouse is laid out with 2 captain's chairs, guest seating area with table, chart table with radio station and chart storage.

Electronics & Navigational Equipment

- Furuno FR50 Mark 3 Radar
- Furuno FAR 2127 Radar
- Furuno GP 170 GPS
- AP Navigator MK GPS
- Max Sea Color GPS plotter
- Sailor RT 4822 VHF
- Icom IC-M88 VHF
- Furuno FA 150 AIS
- Furuno NX-700 Navtex
- La Crosse LED barometer
- Constellation wheelhouse compass
- Gyro compass
- B&G electronic compass
- B&G wind /speed/direction
- Panasonic PABX phone system
- Fleet 33 Satellite system

- Furuno BR-510 BNWAS system
- Rudder angle indicator
- Raytheon Ray 430 loud hailer
- Axis CCTV w/ (4) cameras

Sundeck Equipment

The Sun Deck is very spacious with (2) wrap-around seating areas to starboard. Port forward is built-in storage, service items and BBQ grill. Aft to port is a full service bar. The aft section of the sundeck on center is a very large sun pad which surrounds the Jacuzzi. This area is partially shaded by a hardtop. There is an awning which comes out from the arch which covers a portion of the forward area.

Bridge Deck Aft Equipment

This outdoor deck area is set up for both dining and relaxing. There is an oval shaped table with chair seating for (10) guests. Aft of the dining space are full beam settee lounges. The starboard bulkhead has stairs which lead up to the sundeck. Decks are finished in teak.

Deck Equipment

- (2) Muir 8000 anchor windlass
- (2) Muir 4000 aft warping capstans
- (2) Poole anchors
- (2) 300' anchor chains
- Cramm boat crane & davit extension
- Cramm hydraulic swim platform
- Marquipt side boarding ladders
- Built-in passarelle Tender & Toys:
- Large tender hydraulic garage can accommodate up to 16' tender
- 15' 2016 A/B VST tender w/ Yamaha 70HP 4-stroke
- Dive compressor

Aft Deck & Tender Garage

The main aft deck is very generous with a table for (10), and bar which passes through to the main salon via a drop-down window. There are port and starboard stairs leading to the swim

platform and tender garage. Forward to starboard a stairway leads up to the bridge deck aft. A passarelle comes out from the port side steps the lead down to the swim platform. Decks are finished in teak. Located aft, down the stairs from the main deck. The garage can accommodate a large 16' tender and one waverunner. There is also room to store various other types of water toys. The Garage door drops down, which in turn creates an extra-large swim platform for boarding the water toys.

Recent Updates

- Lloyd's 15-year Survey (removal of shafts, props, rudders, thru hull valves, hull plate scan, all tanks, structure checked)
- Shaft alignment
- New paint from main deck up
- Hull painted in 2010
- New windows on side decks and skylounge
- Revamp of AC system
- New VSAT antenna, Sailor 9000
- Extensive plumbing and electrical work in engine room
- New generator/shore power management control
- Teak decks repaired where necessary
- All new air conditioning air handlers
- New domestic A/C control pane

Electrical Equipment

- (2) Northern Light 65 KW Generators (12,700 Hrs / 14,700 Hrs)
- Output 50 Hz
- Shore Power 75 kva
- Ultima batteries for main engines
- Mastervolt emergency

Engine Room, Mechanical & Electrical Equipment

- Sea Recovery 1200 GPD Watermakers
- HEM 1200 GPD Watermaker
- Koop Nautic stabilizers/trim tabs, 3 axis anti-roll system
- Cramm Bow Thruster, 75 KW
- Cramm Steering System / Emi Fuel
- Alfa Laval fuel separator & filtration

- Haman Sewage System SM 1014
- Lube Oil Capacity 198 gal




Exclusions


Owner's personal belongings.

Disclaimer

The Company offers the details of this vessel or yacht in good faith but cannot guarantee or warrant the accuracy of this information nor warrant the condition of the vessel. A buyer should instruct his representatives, agents, or his surveyors, to investigate such details as the buyer desires validated. This vessel or yacht is offered subject to prior sale, price change, or withdrawal without notice.

PHOTOS






Castellina 2



Castellina 1



Castellina safety plan



CONTACTS

Andrey Shestakov, leading yacht broker of the sales department of Shestakov Yacht Sales Inc. Shestakov Yacht Sales Inc., the official representative of the Miami/Fort Lauderdale FL headquarters.

Contact details

Email:
andrey@shestakovyachtsales.com

Web: shestakovyachtsales.com/en/

Telephones

USA: **+1(954)274-4435**

Office hours

Monday – Saturday: **9:00 - 21:00 EDT**

Sunday: **closed**

Address



Harbour Towne Marina, 850 NE 3rd St,
STE 213, Dania, FL 33004