

ALTAIR — OYSTER MARINE LTD



Судостроитель: OYSTER MARINE LTD

Год постройки: 2015

Модель: Cruising/Racing Sailboat

Цена: ЦЕНА ЯХТЫ ПО ЗАПРОСУ

Местонахождение: United States

Длина общая: 48' 7" (14.81m)

Ширина: 14' 6" (4.42m)

Макс. осадка: 7' 1" (2.16m)

Купить **ALTAIR — OYSTER MARINE LTD** а также выбрать подходящую вам яхту из нашего каталога яхт вам поможет опытный яхтенный брокер Андрей Шестаков. На сегодняшний день компания **Shestakov Yacht Sales Inc.** имеет большое количество яхт в собственном списке продаж, а также тесно сотрудничает со всеми крупными яхтенными производителями по всему миру.

Для того чтобы купить яхту **ALTAIR — OYSTER MARINE LTD** а также проконсультироваться по любому вопросу связанному с покупкой, продажей, чартером яхт позвоните по телефону **+7(918)465-66-44**.

ОГЛАВЛЕНИЕ

ОГЛАВЛЕНИЕ	2
ХАРАКТЕРИСТИКИ	6
Обзор	6
Основная информация	6
Размеры	7
Скорость, вместимость и масса	7
Размещение	7
Корпус и палуба	7
Информация о двигателе	7
ПОДРОБНОЕ ОПИСАНИЕ	8
INTRODUCTION	8
CONSTRUCTION	8
ACCOMMODATIONS	9
ENTERTAINMENT/AUDIO VISUAL SYSTEMS	13
DECK EQUIPMENT	14
MAST AND RIGGING	17
SAILS	18
CANVAS	18
MECHANICAL/SYSTEMS	19
TANKAGE AND PLUMBING	20
ELECTRICAL	21
NAVIGATION & COMMUNICATION EQUIPMENT	23
SAFETY	24
DECK SAFETY	25
OWNER'S COMMENTS	26
Исключения	27
Отказ от ответственности	27
ФОТОГРАФИИ	28

Sailing	28
Sailing	28
Cockpit at Night	28
Cockpit at Night	28
Saloon, Looking Forward	28
Port Saloon, Looking Aft	28
Stbd. Settee	29
Stbd. Settee with Nav. Station	29
Glass Locker	29
Nav Station	29
Nav Station Instruments	29
Navigation Electronics	29
Wet Locker	30
Galley, Looking Forward	30
Galley	30
Galley Stove	30
Pantry	31
Galley Sinks, Inboard	31
Hanging Locker, Owner's Cabin	31
Owner's Cabin	31
Owner's Head	32
Owner's Stall Shower	32
Aft Cabin, Port	32
Aft Cabin Storage	32
Port Guest Cabin	33
V-Berth	33
Port Guest Cabin	33
Large Hanging Locker, Guest Cabin	33
Second Large Hanging Locker, Guest Cabin	34

Washer/Dryer	34
Window Detail	34
Opening Saloon Window	34
Battery Box	35
Battery Chargers	35
Bilge	35
Bilge	35
Emergency Pump	36
View of Cockpit	36
Cockpit and Traveler	36
Cockpit	36
Mainsail Control Winches	36
Cabintop Winch	36
Clear Dodger	37
Lazarette Hatch	37
Lazarette	37
Vang Remote	37
Engine Room, Fwd.	37
Engine, Port Side	37
Engine Room from Galley	38
Engine	38
Engine Room	38
Watermaker Control	38
Watermaker Pump	39
Highfield RIB	39
Sailing	39
Layout	39
КОНТАКТЫ	40
Контактная информация	40

Телефоны	40
Время работы	40
Адрес	40

ХАРАКТЕРИСТИКИ

Обзор

The Oyster 475 is the culmination of knowledge and insight gained from successful designs that preceded it, like the Holman and Pye Oyster 485, the Humphreys Oyster 49, Oyster 53, and Oyster 46.

The Oyster 475 is a remarkable yacht. Most notable is its sheer amount of space, volume and storage. The cockpit is comfortable and protected with excellent 360-degree visibility, side decks are easy to travel, and there are great lounging spaces for sunny days. On deck there is a huge lazarette requiring steps for access. Below decks there are properly-sized hanging lockers and drawer storage in cabins, a large galley pantry, and plenty of room for spares and provisions under seating. Machinery and systems are easily accessible and well-thought-out. The fit and finish of the interior teak joinery is First Class.

ALTAIR was conceived by an experienced cruising couple seeking an offshore performance sailing platform that was easy to handle, safe, comfortable, swift and good looking.

After taking delivery, the owners could not have been happier with the sailing and handling characteristics of the Design. During their trip with the *Oyster World Rally and ARC*, they often beat larger models to the next destination. They discovered that managing maintenance on the Oyster 475 was much easier than on a larger boat, and their ability to take care of the boat as a couple without the help of crew engendered a more intimate ownership experience.

The Oyster 475 fills a real sweet spot for a yacht that is not only world-cruising capable, but equally easy to escape for a weekend on.

ALTAIR is one of the most highly specified Oyster 475's built. The equipment list and spares inventory are more than worthy of another *Oyster World Rally*, Caribbean sabbatical or summer cruise. Please have a look at the full specifications, and contact us for an inspection or live video walk-through.

Основная информация

Тип судна: Cruising/Racing Sailboat

Подкатегория: Палубный парусник

Модельный год: 2015

Год постройки: 2015

Страна: United States

Верх: Dodger

Размеры

Длина общая: 48' 7" (14.81m)

Длина по ватерлинии: 40' 7" (12.37m)

Ширина: 14' 6" (4.42m)

Макс. осадка: 7' 1" (2.16m)

Скорость, вместимость и масса

Водоизмещение: 36900 Pounds

Вместимость воды: 172 Gallons

Объем топливного бака: 198 Gallons

Размещение

Всего кают: 3

Всего коек: 5

Спальные места: 6

Всего ком. состава: 2

Корпус и палуба

Материал корпуса: Fiberglass

Материал палубы: Teak

Комплектация корпуса: Bulb Keel

Цвет корпуса: White

Отделка корпуса: Fiberglass

Информация о двигателе

Двигатели: 1

Производитель: Yanmar

Модель: 4JH4-TE

Тип двигателя: Inboard

Тип топлива: Diesel

ПОДРОБНОЕ ОПИСАНИЕ

INTRODUCTION

The Oyster 475 is the culmination of knowledge and insight gained from successful designs that preceded it, like the Holman and Pye Oyster 485, the Humphreys Oyster 49, Oyster 53, and Oyster 46.

The Oyster 475 is a remarkable yacht. Most notable is its sheer amount of space, volume and storage. The cockpit is comfortable and protected with excellent 360-degree visibility, side decks are easy to travel, and there are great lounging spaces for sunny days. On deck there is a huge lazarette requiring steps for access. Below decks there are properly-sized hanging lockers and drawer storage in cabins, a large galley pantry, and plenty of room for spares and provisions under seating. Machinery and systems are easily accessible and well-thought-out. The fit and finish of the interior teak joinery is First Class.

ALTAIR was conceived by an experienced cruising couple seeking an offshore performance sailing platform that was easy to handle, safe, comfortable, swift and good looking.

After taking delivery, the owners could not have been happier with the sailing and handling characteristics of the Design. During their trip with the *Oyster World Rally and ARC*, they often beat larger models to the next destination. They discovered that managing maintenance on the Oyster 475 was much easier than on a larger boat, and their ability to take care of the boat as a couple without the help of crew engendered a more intimate ownership experience.

The Oyster 475 fills a real sweet spot for a yacht that is not only world-cruising capable, but equally easy to escape for a weekend on.

ALTAIR is one of the most highly specified Oyster 475's built. The equipment list and spares inventory are more than worthy of another Oyster World Rally, Caribbean sabbatical or summer cruise. Please have a look at the full specifications, and contact us for an inspection or live video walk-through.

CONSTRUCTION

HULL CONSTRUCTION Category 'A' Ocean. Constructed in solid fiberglass GRP using Lloyd's approved gelcoat and laminating resin. Outer laminates incorporate a Vinylester resin and powder-bound mats. This combination provides exceptional UV, weathering and water-resistance properties. **HULL FINISH** White Gelcoat topsides with cove line and double boot top lines in blue. Bottom has Interlux 2000E primer with Micron 66 antifoul paint (April 2020). All underwater running gear and metal surfaces have Prospeed applied.

DECK CONSTRUCTION Fiberglass GRP with balsa core. G5 styling with modern flowing lines

DECK FINISH Teak laid decks. Nonskid. Teak rubbing strake installed just below the gunwale with a solid D-section stainless 3/4" strip

KEEL High-performance bulb external lead keel

RUDDER Fully protected skeg-hung rudder

STERN DESIGN 'Sugar scoop' stern design with bathing platform trimmed with teak slats. Fold-down stainless steel bathing/boarding ladder accessed via teak-laid steps molded into the transom. Ladder fitted with lanyard and retaining pin for retrieval/stowage.

ACCOMMODATIONS

GENERAL Six berths in three cabins, excluding the saloon. Five sea berths, including the port saloon settee (excluding forward V-berth). Mesh lee cloths on sea berths in white Soltis 86 fabric (including two pockets on each – one large at foot end and one small at head end) and fitted with lanyards to through-bolted eyes.

Interior joinery finished in quarter-sawn teak

All drawers have metal runners for extremely smooth operation

Door furniture with chrome hinges and handles

Incorporated into the accommodation are essential features such as sculpted fiddles and a number of grabrails, including one on the inboard fore-and-aft edge of the saloon tabletop

Hanging lockers lined with cedar ply panels

Lockers fitted with shelves and fiddles

Teak veneered cabin sole in planked effect

Galley work surfaces with upstands and fiddles in 'Jicama K1-6625' Avonite

Heads incorporate a molded washbasin set into a flat solid Avonite surface. Hansgrohe quality chrome mixer taps and shower controls, together with matching towel rail, toothbrush tumbler, soap dispenser and toilet roll holder in each

Headlining and deck saloon sides in off-white vinyl

Removable foam-backed mast cover with Velcro in headlining vinyl

Flat-panel detailing to upholstered seat cushions. Upholstery in 'Sea Sand' Alcantara. Scotchgard protection to all saloon seating, headboard in aft cabin and mattress covers. Teak kick panels to saloon seating

Crew covers for saloon seating with WeatherMax bag

Curtain system to windows in all sleeping cabins. Oceanair Skysol blinds inside deck saloon windows. Oceanair Skyscreen blinds with integral mosquito mesh to accommodation overhead hatches

Caframo 12v fans in all cabins

FORWARD DOUBLE CABIN Consists of a double V-berth with infill piece and cushion.

Teak berth sides

Underberth stowage

Hanging locker and beveled-edge mirror on inside face of door

Teak soleboards

Large overhead hatch

PORT FORWARD TWIN CABIN Twin cabin with upper and lower berths. Berth sides in teak

Clothes and hanging locker. Additional locker at head of berth

Beveled-edge mirror on inside face of hanging locker door

Teak soleboards

Overhead hatch

FORWARD SHARED HEAD/SHOWER Starboard forward head compartment shared by both forward cabins

Incorporating a Jabsco large bowl 'Quiet Flush' freshwater flush electric toilet with emergency seawater changeover and non-return valve, washbasin and curtained shower area

Countertop in 'Adobe Brown C1-1700' satin finish Avonite

Stowage lockers and beveled edge mirror

Sole in Esthec 'teak' planking with black caulking lines

Overhead hatch

SALOON The deck saloon is extremely light and airy with seven windows, the forward outboard pair of which open. Landscape hullports on each side allow view of the outside while seated and contributes to the great feeling of space and light in the saloon.

L-shaped settee area and table on the port side. This settee is also useful as a sea berth when used with the lee cloth provided

Two-seater settee to starboard with stowage for glasses in locker, forward

The saloon table has a matching fold-over leaf, supported by a removable strut to allow both sides of the saloon seating to be used for entertaining and dining

In its closed position, the saloon table is designed to form a practical table, which is mounted on a substantial pedestal base, with incorporated wine bottle stowage

Stainless steel bookshelf, top of navigation station organizer, and drinks holders on either side of the starboard settee

Access to the saloon from the companionway is via a removable set of timber steps, which are shaped and fitted with stainless steel grabrails

WASHER/DRYER Splendide WDC 7100XC (120V/60Hz) washer/dryer in forward starboard locker with removable side panel.

NAVIGATION AREA Aft of the aft starboard end of the saloon the chart table is designed around the flush-mounted electronics and navigation equipment in a vertical teak fascia. These fascias are hinged to allow access for service.

Within the chart table beneath a hinged lifting lid (supported by a stainless steel stay) there is provision for stowage of several Admiralty size, half-folded charts. A drawer below provides additional stowage.

Bookshelf with stainless steel rail for navigational books and almanacs.

AC and DC electrical panel located behind the navigator's seat.

A door inboard of the navigator's seat, under the cockpit, provides access to an oilskin hanging locker with six hooks and draining to the bilge. Access to the engine compartment is through a removable panel

GALLEY Situated to port, the galley has a practical layout combined with excellent storage space.

Rubbish bin/trashcan fitted inside locker door forward of the stove

Custom stowage for crockery and flatware

Large pantry with shelves and spice racks built into door, aft of the sink

Soap dispenser mounted at forward inboard corner of larger sink

Seagull water filter system on galley cold water supply with separate tap/faucet at smaller sink

SINKS Twin stainless steel sinks that discharge directly overboard via a pump through a seacock

OVEN/STOVE Gimballed GN Espace OceanChef oven/stove in stainless steel with 4-burners, grill and oven, all protected by a flame failure gas cut-off device and incorporating an electronic ignition system.

Fiddle rail incorporating a pair of adjustable clamping pan holders fitted around the top of the stove

Gimbal lock and protective crash bar

MICROWAVE Panasonic NN-SN686S (1200W) microwave oven in galley locker

REFRIGERATOR Stainless steel front-opening refrigerator fitted with shelves and cooled by a 12V Frigomatic keel-cooled compressor

FREEZER Frigoboat K35 (12V) DC keel-cooled compressor and evaporator plate cooling system to top opening freezer

ENGINE ROOM The engine is located centrally under the cockpit.

Convenient access for inspection and maintenance is via two large hinged doors to starboard, one inboard of the chart table and another inboard of the owner's head compartment. In addition, to port, there are two removable panels beneath the galley sinks and one in owner's cabin. These doors/panels are all fitted with rubber sealing strips to minimize noise and are secured by flush fitting dogs with fold-down handles.

Insulated with a composite of foam and high-density polymer for excellent sound absorption

Service light and extractor fan, switched at DC electrical panel

OWNER'S STATEROOM Featuring a centerline double berth with headboard and two drawers under forward end of berth. Teak berth surround.

Cedar-lined hanging locker with hinge-down aft panels underneath

Additional hanging locker and storage cabinet

Cabinet on starboard side, plus ample drawer and locker space

Beveled-edge mirror on inside face of port side hanging locker door

Teak soleboards

Twin landscape hullports provide natural light

EN-SUITE HEAD/SHOWER Incorporating a Jabsco large bowl 'Quiet Flush' freshwater flush electric toilet, washbasin and shower stall with bi-fold Perspex door

Countertop in 'Black Ice' K3-7100 gloss finish Avonite

Stowage lockers and beveled-edge mirror

Locker door in vertical face of joinery outboard of toilet, and hinged lid over void under hullport shelf, to access space under

Sole in Esthec 'teak' planking with black caulking lines

ENTERTAINMENT/AUDIO VISUAL SYSTEMS

SALOON Fusion MS-UD750 marine entertainment system with FM tuner, built-in Bluetooth, universal docking station and 4CH amplifier. Auxiliary input connected to PC audio output, and Raymarine Sirius. Zone 1 and 2 wired to saloon speakers. Zone 3 wired to cockpit speakers. Wireless control via 'Fusion Link App' for Apple devices (downloaded from App Store). Connection to Sirius module.

Fusion Sirius SXV200B SRS-3 satellite radio receiver with antenna, combined to allow receiver to share Raymarine Sirius antenna

(4) JL Audio C5-650X 165mm coaxial speakers with external crossover

COCKPIT Fusion MS-NRX200i waterproof remote control for cockpit stereo mounted on pedestal

Fusion MS-AM702 2CH zone amplifier connected to Zone 3 on saloon head unit

Fusion MS-FR6021 6" waterproof speakers connected to Fusion head unit, Zone 3 speaker output

Surface-mounted speakers in cockpit coaming, either side of helm position

CHART TABLE

AG Neovo SX-17 Plus 'Black' 17" LCD display connected to PC DVI output

Nexcom NISE-3600E mini PC with Intel i5 chip, 240GB SSD, 8GB RAM and Windows 7 (Professional) operating system. DC powered with remote panel containing (2) USB 2.0 sockets and a power button. CD/DVD drive (portable USB model)

Logitech Unifying wireless keyboard and mouse, including spare wired keyboard and mouse

StarTech USB 3.0 7-port hub, DC powered

Victron Orion (12VDC-12VDC) 12V DC filtered power supply for PC components

Inventica YachtSpot 4G (US version) wireless client 400mW wireless card and router. Provides connection to shore hotspots and also 3G/4G data networks

Comrod AP21 mast-mounted Wi-Fi/4G cellular antenna with LMR coaxial cable assembly, plus combiner to allow one antenna to connect to Wi-Fi card and 4G modem

CISCO SG100D-08 DC powered 8-port gigabit ethernet switch

CISCO WAP371 Wi-Fi access point. Simultaneous dual band, which allows portable devices to access 4G data, shore Wi-Fi data and PC shared files

SOFTWARE

MaxSea 'TIMEZERO' Navigator navigation software with MapMedia Wide chart

MaxSea routing module – smart routing (including polar and weather data)

Actisense NGT-1-USB – NMEA 2000 to USB data converter – provides instrument data to PC

Microsoft Office (Business and Home 2013) software

DECK EQUIPMENT

ANCHORING Stemhead upgraded to take 40kg (88lb) Rocna anchor and KZ furler with 92m (300') of 9.5mm short link, calibrated galvanized chain matched to the windlass, fastened at its 'bitter end' to a through-bolted stainless steel attachment with substantial lanyard. Chain marked every 7.62m (25').

Fortress high-tensile FX37 and Spade S80 kedge anchors with 15.24m (50') of 9.5mm chain and 121.92m (400') of 16mm Octoplaite. Chain marked at halfway point and warp marked every 7.62m (25').

Anchor chain locker in the foredeck, which drains directly overboard and is accessed via twin hinged lids, one of which is fitted with a positive catch.

GRP pocket stowage for Spade S80 kedge anchor in anchor locker and removable shelf on top of stringers

Two small shelves (port, forward) in chain locker store one Honda 3-gallon fuel tank each

Galerider plus hardware and two 50' storm bridles – the 122m (400') rode from the kedge anchor is used when deployed

122m (400') 8mm Dyneema shore line and strop

WINDLASS Lewmar V4 (12V) vertical-type electric anchor windlass with stainless steel deck unit, complete with capstan and gypsy to handle chain and warp. Manual recovery kit for windlass

Controlled by adjacent deck-mounted foot switches

DECK ACCESS Midship gateway stanchions and side-gates for boarding. Fold-down boarding steps. Stainless steel tread plates at both sides of boarding gates

Gate to pushpit

Stainless steel bathing ladder on swim platform

2.6m GS composite carbon folding passerelle with bag, stanchions, brace lines and spreader hanging system. (Passerelle halyard doubles as spare main halyard and includes a clutch on the mast.)

Passerelle socket in top step of transom

HATCHES/WINDOWS Oyster custom vertical drop-down tinted acrylic sliding washboard system for main companionway. Flush-fitting locks enable the washboard to be set at two different heights. Custom wood screen with padded storage bag.

(4) Flush frameless deck hatches

Gebo opening coaming portlight

Long Lewmar Econoline portlight from cockpit to galley with flyscreen and curtain

(6) Acrylic, direct bonded, non-opening hullports

(4) Fixed toughened smoked glass (side) deck saloon windows

(2) Laminated smoked glass forward-opening deck saloon windows

Toughened smoked glass forward (fixed) deck saloon window

WINCHES(2) Lewmar 58CEST two-speed, electric self-tailing primary winches – controls on inside of cockpit coaming

Emergency kill switch for primary winches, mounted on forward face of pedestal

(2) Lewmar 46CST two-speed, self-tailing secondary winches with cleat at each

Lewmar 46CEST two-speed electric mainsheet winch under sprayhood/dodger

Lewmar 46CST two-speed main halyard winch on mast

Lewmar 46CST two-speed genoa halyard winch on mast

Lewmar 46CST two-speed winch mounted on port side of mast

Lewmar 30CST two-speed reef line winch on mast

Lewmar 16CST self-tailing snubbing winch starboard side of companionway

(3) Winch handle pockets – (2) in cockpit and (1) on mast

Spinlock TWF/63M winch feeder on bespoke plinth aft of starboard clutches to feed the lines to winches

DECK PLUMBING Hot and cold freshwater deck shower in transom locker

Anchor deck wash from ship's freshwater main in bow, including hose, plus independent saltwater wash in bow anchor locker

COCKPIT Teak-laid, self-draining cockpit

Pair of waterproof speakers in cockpit coamings

Stainless steel grab rail and drinks holder on front of pedestal

COCKPIT TABLE Lewmar folding teak cockpit table

STEERING Whitlock Constellation 'Royale' steering pedestal incorporating a 910mm (36") diameter Destroyer-type stainless steel wheel and friction brake

Leather cover on steering wheel extends to partially cover spokes

OUTBOARD BRACKET Outboard bracket in teak and stainless steel

OUTBOARD CRANE Nova Lift outboard crane, mounted by outboard bracket on starboard aft quarter

DAVITS Cooney S225 Tall electric davits with Dyneema lines, complete with belly bands and stainless steel ratchet straps

ADDITIONAL EQUIPMENT Stainless steel 'A-frame style' pulpit (allowing clearance for the KZ furler for the cruising chute)

Stainless steel pushpit with wire gate to sugar scoop steps

Stainless steel mooring and cockpit cleats. Additional pair of stainless steel mooring cleats mounted on flat stainless steel plate on aft deck for stern-to mooring

Large 300mm folding Aqualine cleat on foredeck

(2) GRP dorade boxes on forward coachroof, with stainless steel cowls and stainless steel guards

Stainless steel grab rails on deck saloon roof

Granny bars at mast

(8) 8mm Wichard folding padeyes on deck teak (including (2) to port and (2) to starboard, for

lashing down dinghy)

Lazarette locker with positive hatch closing, providing full-width storage area

Hanging bar in lazarette for stowage of spare lines and fenders

(2) Folding steps fitted on lazarette bulkhead, plus stainless steel brackets fitted at top of bulkhead

Glass-in ply pads on hull in lazarette to screw items to hull sides

Stern quarter pushpit seats in teak and stainless steel

Life raft storage built into pushpit

Shakespeare 5225-XP GRP backup antenna with dedicated mount on pushpit

Gas locker for (2) bottles. Deck filler plate in gas locker lid top for hose connection to BBQ and universal gas kit

Additional second deck locker (mirroring gas locker), each with independent drainage

Ensign staff socket

(2) Fishing rod holders on pushpit rail

MAST AND RIGGING

Selden mast, painted white, with Leisure Furl alloy in-boom furling system. Forespar Leisure Furl offshore with manual ratchet and flexible feeder

Cutter rig with furling staysail, including tracks, rigging, halyard, clutch, Selden furler, and running backstays

Trysail track on mast, including (10) round circulating ball bearing (RCB) slides

Main halyard and boom furling lines are led back to mainsheet winch on starboard side of companionway to enable raising and lowering of mainsail from cockpit

(2) Spinlock clutches for genoa halyard and staysail halyard

Adjustable genoa cars and rope clutches, with fixed backstops

Lewmar BB 'Racing' blocks

Mainsheet traveler lines led to secondary winches through turning blocks and Spinlock clutches mounted on coachroof

Spare spinnaker halyard and clutch on mast

Preventer lines with tails and fittings for stowage to the forward end of the boom, to attach to a port and starboard dedicated foreguy

Navetc hydraulic boom vang with remote in cockpit

Manual hydraulic backstay tensioners

Mast gaiter cover in WeatherMax 80 'Taupe'

(4) Mast steps for boom/gooseneck access and (2) at top of mast

'No-Strike' ion dissipaters at masthead, grounded to keel

Burgee pole at masthead with halyard with reflective tape at top

HEADSAIL FURLINGSelden Furlex 400 S (12mm) manual headsail furling gear

Selden Furlex 300 S (12mm) manual staysail furling gear

SPINNAKER GEARCarbon whisker spinnaker pole, painted white, stowed vertically on mast

Package includes butt hoist winch, halyard, pole topping lift, fore guy, pair of sheets, guys, blocks and fittings, and KZ top-down furling system

SAILS

North Sails:

In-boom furling mainsail in Dyneema SRP75 complete with clew patch, UV cover on head, full RBS carbon battens and zippered sail bag

Genoa in NorLam Dyneema SRP75 complete with white UV strip and zippered sail bag

Staysail in NorLam Dyneema SRP75 complete with white UV strip and zippered sail bag

McLube Sailkote Plus treatment to mainsail, genoa and staysail

Bright orange staysail and trysail in NORDAC NC114HA, with attached sheets

Cruising spinnaker G-3 gennaker in NorLon NO75

CANVAS

Large acrylic fold-down companionway sprayhood/dodger in WeatherMax 80 'Taupe' with leather-covered stainless steel grabrail to aft end, and incorporated see-through panel, forward.

Zip-up window to middle panel and mesh pocket on inside of each wing of sprayhood.

Bimini in WeatherMax 80 'Taupe' with window for viewing sails, plus cover and bag for stowage, and additional boom light window with velcro cover and securing lines

Bimini zip on side/aft panels in WeatherMax 80 'Taupe' with zips, and velcro covers for solar panel sheet on top

Zip on clear panel with frame, between sprayhood and bimini to seal cockpit

WeatherMax 'Taupe' cover for pedestal and steering wheel

(2) Ensign staff covers

WeatherMax 80 'Taupe' tender cover for davits

Cockpit cushions in EZ-Dri foam (2019) and Silvertex 'Vogue Eucalyptus' fabric, self-piped

Crew covers for saloon and navigation station seating

Padded saloon dining table cover

MECHANICAL/SYSTEMS

ENGINE Yanmar 4JH4-TE, 4-cylinder, 75Hp (55kW) at 3200rpm
turbocharged diesel engine with shaft drive gearbox

Hours: 3207 (June 2020)

Changeover system for Racor filters

PROPELLER 3-bladed (19") Brunton Varifold propeller

Ambassador rope cutter on shaft

Propspeed foul release coating (2020)

NOTE: ALTAIR has a "straight shaft drive" which is an optional upgrade from standard sail drive system

ALTERNATORS 80A/12V engine alternator

Balmar AT-DF4-200 (200A) domestic alternator with Max Charge regulator

GENERATOR Northern Lights P673-L3.3 (110V/60Hz) 6kW marine diesel
generator – 1800 rpm 3-cylinder. (New, July 2019)

Hours: 90 (June 2020)

Custom acoustical generator cover

BOWTHRUSTER Electric Sleipner SE100 tunnel bowthruster

STEERING SYSTEM Whitlock cable system

AIR CONDITIONING/HEATING 38,000 BTU Cruisair reverse-cycle air conditioning system:

16,000 BTU unit in saloon

12,000 BTU unit in aft cabin

10,000 BTU unit in forward cabin with duct to forward side cabin

Cruisair soft-touch controllers at each unit

WATERMAKER Seafresh 204A (110V/60Hz) AC watermaker (approximately 19 US gal (72 litres) per hour, complete with product gauge

Seafresh automatic freshwater backflush

TANKAGE AND PLUMBING

FUEL 198 US gallons approximately (165 Imp gallons/750 liters) in one GRP tank

WATER 172 US gallons approximately (143 Imp gallons/650 liters) in one GRP tank

TANK TENDER GAUGES Tank tender gauge system for monitoring fuel and water levels in each tank

Backup calibrated dipsticks and calibration chart

HOT WATER From an insulated 13 US gallon (11 Imp gallons/50 liters) tank heated by the engine's heat exchanger, or by thermostatically-controlled 110V, 1.25kW immersion heater element powered by the generator.

PRESSURIZED HOT AND COLD FRESHWATER SYSTEM Pressurized hot and cold freshwater system based on a high-capacity water pump with PEX/PBT pipework and fittings.

HOLDING TANKS Two plastic (Polyethylene) toilet holding tanks for each head. Each tank is configured for gravity discharge with additional ability to pump out from deck

Tanks are fitted with electric capacity gauges

GREY WATER Each head compartment is fitted with an electric Whale Gulper pump which is operated by a waterproof rocker switch and evacuates water from the washbasin

and shower directly overboard.

The galley sinks discharge with an electric Whale Gulper pump, which is operated by a Vimar rocker switch.

ELECTRICAL

DC BATTERIES Heavy-duty SMS-AGM 220 deep-cycle batteries provide approximately 1000Ah+ for the domestic supply

Separate 95Ah (800 CCA) 12V battery devoted to engine starting

(2) Separate 12V batteries devoted to bow thrusters

All batteries are positively secured

BATTERY MANAGEMENT Batteries are charged by the engine's 12V/80A alternator via a Mastervolt Battery

Extractor fan for battery box while charging

Mate diode isolator

Mastervolt MASS (12V/2500W/100A) 120V charger

In addition to alternator charging, the batteries can be charged by a Mastervolt 110V

MasterView Easy control panel with MasterView software on ship's computer

Safety 'kill switch' mounted at the steering pedestal allows isolation of powered deck winches in the event of an emergency

Emergency start link between engine start batteries and domestic batteries

INVERTER Mastervolt MASS Combi 12V/2500-100 (120V) charger/inverter with temperature sensor and combi control panel

AC AND SHOREPOWER 50A dockside power cable – 3-core double insulated PVC 18m (60') in length

Hubbell socket in transom

Isolation transformer with soft start to reduce chances of galvanic corrosion when connected to shorepower, as well as option for 220V Mediterranean and "Rest of World" shore connection 110V AC ring main with (5) 110V double outlet sockets located as appropriate within the layout

Sockets are from the Vimar 'Idea' range with chrome 'Classica' surrounds

Additional 110V sockets – single socket in aft heads, double socket in saloon and triple socket in galley

OTHER ELECTRICAL SOCKETS Waterproof socket on deck for Shakespeare antenna

12V waterproof socket at steering pedestal

Dri-plug type socket for solar panels mounted high on aft face of cockpit coaming

Double water-resistant socket in lazarette, high up on forward bulkhead that can be reached from deck

SOLAR PANELS (2) Solbien SP100L flexible solar panels, mounted on a sheet of WeatherMax 'Taupe' acrylic fitted with eyelets and zips. Stows flat under forward berths when not required.

INTERIOR LIGHTING LED overhead lights

Extra 'Red' LED overhead lights to both forward cabins and forward head, saloon, chart table, galley, aft cabin and aft head

Reading lights in stainless steel with white ceramic shades

Flexible chart light

'Warm White' LED strip lights fitted in recesses formed by carlin rail, port and starboard – switched together

Automatic refrigerator door light

LED engine room light

Red 'courtesy' footlights at deck saloon steps, with dedicated switch

Dimmers in owner's stateroom and saloon

EXTERIOR LIGHTING LED boom light, switched at helm

LED Lopolight navigation light on bow pulpit

LED Lopolight navigation light mounted on transom

LED Lopolight steaming light

Hella Mega Beam LED deck floodlight

Lopolight 200-007S LED tri-white light with strobe at masthead, switched at DC panel only

NAVIGATION & COMMUNICATION EQUIPMENT

COMPASSES Binnacle-mounted SIRS Major 150mm (6") steering compass fitted with dimmable lighting and stainless steel crash guard.

SAILING INSTRUMENTS Raymarine i70 units, supported data views include: wind, speed, depth, tri-data and navigation integrated with the chart plotter

Each i70 multifunction unit is able to display: water depth, deep/shallow alarm, course, course over ground, sea temperature, current boat speed, speed over ground, average speed, trip log, total log, apparent/true wind speed and apparent/true wind direction.

COMPANIONWAY (3) Raymarine i70 displays - speed, depth and analogue wind

PEDESTAL Raymarine e125 multifunction HybridTouch display in navpod, mounted on stainless steel grabrail

CHART TABLE Raymarine i70 display

Raymarine p70 control head

Raymarine gS165 glass bridge display, complete with gS RMK-9 remote keypad and RCR-2 micro SD card reader

CHART PLOTTER/GPS/RADAR Raymarine c95 chart plotter with built-in 50-channel Global Positioning System (GPS) interfaced to the automatic pilot, at chart table. This unit also repeats sailing instrument information. Wireless connectivity via Wi-Fi and Bluetooth. GPS antenna mounted on the pushpit.

Echomax Active-XS-Dual Band Radar Target Enhancer (RTE)

Raymarine 4kW 24" HD color Radome

AIS Raymarine AIS650 Class B transceiver and GPS

GPS antenna on superstructure over aft cabin

AUTOPILOT Raymarine Evolution automatic pilot with Type 2 long 12V linear drive unit, coupled to an SPX-30 12V course computer and p70 automatic pilot control head fitted at the pedestal, plus additional p70 control head at chart table. This unit is installed independently of the main steering system and functions a back-up to that system. Autopilot control on angled plastic plinth, easily seen when seated.

WINDEX Windex at masthead

NAVTEX Raymarine Sirius marine weather receiver with antenna mounted on deck aft

VHF RADIO Raymarine Ray 240E Class D-DSC VHF radio-telephone with masthead antenna

Second station Raymarine Ray 260 VHF radio (US version) with speaker in cockpit

Hailer horn speaker

SSB RADIO Icom I-CM802 SSB radio, including ATU 130 – US Type approved

DSC antenna on spreaderSSB modem

Wide copper strip from chart table to lazarette and twin large ground plates as SSB earth

Backstay insulators

SATELLITE PHONES Iridium Extreme satellite phone (built-in and portable kit) with antenna mounted on deck over aft cable

Sailor Fleet 150 BGAN satellite telephone with voice/data communication system. Antenna on spreader. Data rate 150KBPS maximum

10m antenna cable

Sailor FB-BKT FB150 antenna bracket

Sailor RG223 25m antenna cable

Beam PotsDOCK 9575 docking station for Iridium Extreme with pushpit/deck mounted external Iridium/GPS antenna, 12m coaxial cable, slave handset and USB data link to PC. External GPS connected to handset

PC AG Neovo SX-17 Plus 'Black' 17" LCD display

Nexcom NISE-3600E mini PC with Intel i5 chip, 240GB SSD, 8GB RAM and Windows 7 (Professional) operating system

Logitech Unifying wireless keyboard and mouse, plus spare wired keyboard and mouse

CLOCK & BAROMETERChelsea barometer and clock

SAFETY

LIFE RAFT Viking RescYou Pro UKSL 8-person float free life raft (Serviced May 2020)

Hammer hydrostatic release fitted to life raft stowage

EPIRB	GlobalFix iPRO 406MHz GPS EPIRB
RADAR REFLECTOR	Echomax 230 radar reflector on mast
BILGE PUMPS	Rule 2000 electric bilge pump with Rule Eco air switch

Whale Gusher 10 MKIII manual bilge pump in cockpit

Second manual operation Whale Gusher 10 MKIII bilge pump (17 US gallons per minute) located in saloon

Each bilge pump is fitted with a Whale-type filtered strum box

FIRE EXTINGUISHERS Various, including automatic fire extinguisher with remote indicator light in engine bay

Fire extinguishers in lazarette, under navigation station, and in each cabin: (5) total

Fire blanket in galley and saloon

ALARMS Gas alarm

Nest smoke and carbon dioxide detectors

High-level bilge alarm

DECK SAFETY

Ocean Safety horseshoe buoy printed with name and hailing port, plus light, drogue and bracket

(2) SOS Danbuoy fabricated stainless steel cages in 1" polished flat bar for store cages

(3) SOS marine Danbuoys with inflatable pole

Folding padeyes in cockpit for safety harness attachment

Webbing jackstays (including (5) webbing lines and (8) padeyes)

Emergency tiller

(8) Type I PFDs

(6) Spinlock deck vests with personal AIS and tethers

Fully-equipped ditch bag

RIB/DINGHY 2017 Highfield Hypalon CL340 tender with FCT console and Honda BF20SRTU outboard motor, complete with electric start, isolator switch battery box,

steering helm seat, 4-point lifting bridle with padeyes installed in deck, navigation lights, anchor with rode, and grappling hook with rode. Racor filter set up in stern.

WARPS AND FENDERS (4) Large heavy-duty fenders with lines attached

(5) Large heavy-duty AERÉ inflatable 12" x 42" fenders with lines attached

122m (400') Dyneema 8mm shore lines (Also referenced in Anchor Section)

Miscellaneous Dyneema 10mm shore strops with chafe gear

HEYCO MARINE TOOL KIT Heyco marine tool kit in sealed box, stowage provided

ASSORTED TOOLS, SPARES AND MANUALS *Oyster World Rally* worldwide paper charts in plastic sleeves (list available)

Oyster World Rally cruising guides and courtesy flags

World Class spare parts for rig, boat, engine and systems, tender etc., all in waterproof bags or plastic boxes (list available)

Adventure 100 and 2000 medical kit bags

Offshore flare kit

Vexilar handheld depth finders

Hydraulically actuated jaw cutter for rig cut away

Sail repair and collision kits

25 gallon fuel bladder and discharge system for extremely long ocean passages and remote locations

OWNER'S COMMENTS

ALTAIR is fully equipped and ready to leave tomorrow to sail around the world, the Caribbean for the winter or to explore locally for the weekend. Having just completed the 2017-2019 *Oyster World Rally*, she is a proven sailing yacht. ALTAIR is steadfast in high winds and the most challenging sea states. The range with both fuel and water capacity is fantastic.

The Oyster 475 is just the right size for handling offshore adventures or getting into those small lovely anchorages. Having the same features of the larger yachts, ALTAIR is still easily handled by a couple. During the *Oyster World Rally* we were able to keep pace with the larger yachts, much to their chagrin.

We have found the in-boom furling system to be a great benefit, allowing us to run the full batten

mainsail. It has proven to be far superior to the in-mast system. The cutter rig and deck plan offer a wide variety of sailing options.

The equipment on board enables us to be self-sustaining in the most remote locations, with a water maker, washer/dryer, and the spacious refrigerator and freezer. The amount of available storage in the lazarette, deck boxes and interior is incredible.

The isolation transformer with soft start allows us to plug in anywhere in the world. And the HVAC heat and air conditioning make ALTAIR a very comfortable home.

ALTAIR is the perfect yacht for a family or couple. Whether your dream is a weekend trip, an afternoon sail with friends or the adventure of a lifetime, the ease of running this yacht will make it enjoyable. She has exceeded our expectations.

Исключения

При продаже яхты исключаются личные вещи владельца.

Отказ от ответственности

Компания предоставляет описание судна или яхты добросовестно, но не может гарантировать точность этой информации, а также не ручается за техническое состояние. Покупатель должен проинструктировать своих агентов или оценщиков исследовать представленную информацию более подробно, по собственному желанию. Продажа судна или яхты, изменение цены или снятие с продажи будет происходить без предварительного уведомления.

ФОТОГРАФИИ

Sailing



Sailing



Cockpit at Night



Cockpit at Night



Saloon, Looking Forward



Port Saloon, Looking Aft




Stbd. Settee



Stbd. Settee with Nav. Station



Glass Locker



Nav Station



Nav Station Instruments



Navigation Electronics



Wet Locker



Galley, Looking Forward



Galley



Galley Stove



Galley Sinks, Inboard



Pantry



Owner's Cabin



Hanging Locker, Owner's Cabin



Owner's Head



Owner's Stall Shower



Aft Cabin, Port



Aft Cabin Storage



V-Berth



Port Guest Cabin



Port Guest Cabin



Large Hanging Locker, Guest Cabin



Second Large Hanging Locker, Guest Cabin



Washer/Dryer



Window Detail



Opening Saloon Window



Battery Box



Battery Chargers



Bilge



Bilge



Emergency Pump



View of Cockpit



Cockpit and Traveler



Cockpit



Mainsail Control Winches



Cabintop Winch



Clear Dodger



Lazarette Hatch



Lazarette



Vang Remote




Engine, Port Side



Engine Room, Fwd.




Engine Room from Galley



Engine



Engine Room



Watermaker Control



Watermaker Pump



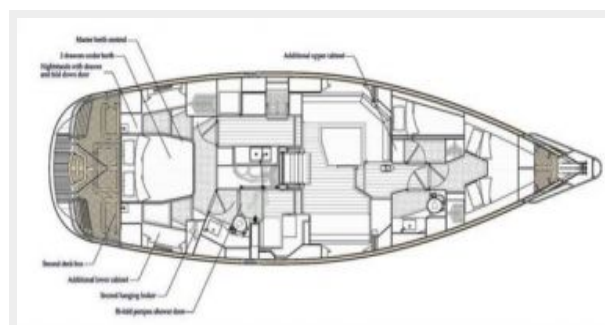
Highfield RIB



Sailing



Layout



КОНТАКТЫ

Андрей Шестаков (Andrey Shestakov) – ведущий яхтенный брокер отдела продаж яхт и судов компании Shestakov Yacht Sales Inc. Официальный представитель Shestakov Yacht Sales Inc. для русскоговорящих клиентов в центральном офисе компании в Майами/Форт Лодердейл/Флорида/США.

Контактная информация

Email: andrey@shestakovyachtsales.com

Web: shestakovyachtsales.com

Телефоны

Краснодарский край: **+7(918)465-66-44**

США, Майами, Флорида: **+1(954)274-4435**

Время работы

Понедельник – Суббота: **9:00 - 21:00**
EDT

Воскресенье: **Закрито**

Адрес



Harbour Towne Marina, 850 NE 3rd St,
STE 213, Dania, FL 33004