

## SIMON SAYS — OUTER REEF YACHTS



**Builder:** OUTER REEF YACHTS

**Year Built:** 2017

**Model:** Motor Yacht

**Price:** PRICE ON APPLICATION

**Location:** United States

**LOA:** 86' 0" (26.21m)

**Min Draft:** 5' 6" (1.68m)

**Max Draft:** 5' 6" (1.68m)

Our experienced yacht broker, Andrey Shestakov, will help you choose and buy a yacht that best suits your needs **Simon Says — OUTER REEF YACHTS** from **our catalogue**. Presently, at **Shestakov Yacht Sales Inc.**, we have a wide variety of yachts available on **our sale's list**. We also work in close contact with all the big **yacht manufacturers** from all over the world.

If you would like to buy a yacht **Simon Says — OUTER REEF YACHTS** or would like help answering any questions concerning purchasing, selling or chartering a yacht, please call **+1(954)274-4435**

---

# TABLE OF CONTENTS

---

TABLE OF CONTENTS	2
SPECIFICATIONS	3
Overview	3
Basic Information	4
Dimensions	4
Speed, Capacities and Weight	4
Accommodations	4
Hull and Deck Information	4
Engine Information	5
DETAILED INFORMATION	6
Descriptions and Features	6
Exclusions	24
Disclaimer	24
PHOTOS	25
CONTACTS	39
Contact details	39
Telephones	39
Office hours	39
Address	39

# SPECIFICATIONS

---

## Overview

---

SIMON SAYS was designed and built with systems to allow her to travel in sea conditions that would otherwise prevent similar size yachts to seek shelter in the closest port. With 14 tons of air conditioning, and a full Webasto Diesel heating system, travel to areas of high heat or cold environments is always in comfort.

Her layout features 4 spacious owner & guest cabins, plus 2 crew cabins aft with heads, sky lounge and galley. For the owner/Operator, the Crew cabins are appointed equally to the guest cabins. This would increase to 8 cabins in total.

The engines chosen for the boat provide a wide range of cruising speeds and ranges varying from 8.5 knots to 14.5 knots and up to 3000-mile range. Extended cruising in luxury and safety is the basic concept for an Outer Reef Yacht. All Outer Reef Yachts are built to open Ocean Category "A" (wave heights 18-20' and sustained winds of over 40 knots. This 86' Outer Reef is a true bluewater cruiser, powered for fuel economy and long-range. She's also designed specifically to do the great loop.

Her 3,500 gallon fuel capacity provides a range of 3,000 miles when required at hull speeds or higher cruising speeds to 14.5 knots for shorter passages. Further enhanced, this high volume vessel has very complete electronics and satellite systems.

For nighttime safety, the Carlisle and Finch Nightfinder 200 spotlight has an integrated FLIR pixel thermal camera providing 15 million candlepower to both identify and ward off a potential target in her path.

With a total of six owner, crew and guest cabins, all with ensuite heads and showers, plus two additional heads on the main deck and sky lounge, beautiful teak, marble and granite interior, spacious country kitchen, alfresco aft deck, large boat deck and comfortable salon, this yacht provides all the benefits of a 100' vessel.

### Her upgrades include:

- 1140hp CAT C-18's with low hours
- Hydraulic bow and stern thrusters (55Hp)
- Trac Zero Speed stabilizers
- (2) 38 kW Northern Lights generators
- Passerelle
- (2) Ultra stainless steel anchors with Maxwell capstans
- Seatorque shafts
- Furuno TZT Black Box electronics linked to 3-24 inch Bridge Command monitors
- Control 4 AV systems with Bluetooth, iPhone interfaces plus televisions in the sky lounge, salon, galley plus all guest and crew staterooms.

---

## Basic Information

---

**Category:** Motor Yacht

**Model Year:** 2017

**Year Built:** 2017

**Country:** United States

**Fly Bridge:** Yes

**Cockpit:** Yes

---

## Dimensions

---

**LOA:** 86' 0" (26.21m)

**Min Draft:** 5' 6" (1.68m)

**Max Draft:** 5' 6" (1.68m)

---

## Speed, Capacities and Weight

---

**Displacement:** 220000 Pounds

**Water Capacity:** 500 Gallons

**Holding Tank:** 250 Gallons

**Fuel Capacity:** 3500 Gallons

---

## Accommodations

---

**Total Cabins:** 6

**Total Berths:** 8

**Total Heads:** 7

---

## Hull and Deck Information

---

**Hull Material:** Fiberglass

---

## Engine Information

---

**Engines:** 2

**Manufacturer:** Caterpillar

**Model:** C-18 Acerts

**Fuel Type:** Diesel

---

# DETAILED INFORMATION

---

## Descriptions and Features

---

### HULL CONSTRUCTION

- Hand laid-up FRP hull with PVC core sandwich construction above the waterline
- Solid laminate, commensurate for hull size, made in a female mold
- Vinylester barrier lamination for osmosis protection
- Simulated planked hull
- Full-length longitudinal engine stringers and athwartship stringers
- Gel coated finish above waterline
- Two (2) coats of black antifouling paint over five (5) coats of epoxy primer below the waterline
- Integrally molded rub rails with stainless steel capping
- The full-length keel extends below running gear
- Stainless steel rudders and struts with two (2) Seatorque shafts for C-18 engines, Evolution couplings, and engine mounts
- CE-approved stainless steel portlights
- Boat construction from only 3 major molds
- Divinycell PVC cored construction with cook gelcoat
- All deck and hull area hardware attachments are finished with solid lamination – no coring
- Bilge area finished smooth and coated with bright white epoxy paint
- Windows with 3/8" tempered safety glass in the salon and ½' tempered safety glass in the pilothouse
- Quiet Roll™ integrated spray rail system
- WheelHouse™ Technologies, Inc Marine Maintenance System with iPad
- Accent fashion stripe at the top of the hull and below sky lounge windows

---

## AFT DECK AREA

- Aft deck with teak decking
- Built-in extended (12") swim platform with teak decking
- Armstrong 4 step dive ladder in transom
- 2" 316 stainless steel removable safety rails on the swim platform
- Two (2) stainless steel sockets on the swim platform for rail storage
- Stairway built-in to port and starboard side from swim platform to aft deck with wing doors
- Aft deck FRP U-shaped bench seating with storage beneath with Stamoid covers
- Sunbrella® furniture fabric for aft deck and foredeck seats
- Sliding aft deck table – teak with stainless steel bases; removable insert
- Portside 24" JennAir stainless steel two drawer refrigerator freezer with icemaker
- FRP built-in stairs from the aft deck to boat deck with sliding hatch and stainless steel rails
- Upgraded custom stainless steel sliding door entrance to the salon
- FRP weather tight door on the transom leading to the crew area
- Transom shower in recessed box with hot and cold water supply
- Freshwater wash down outlet
- Two (2) Glendinning 100 amp cable masters port and starboard with 75' of cable on transom
- Glendinning electronic engine controls via handheld remote with a connection on aft deck cabinet
- LED courtesy lights
- LED overhead lights
- 110v AC GFI outlets
- LED working lights with FRP covers on aft deck overhang to light swim platform
- 316 Stainless steel heavy duty cleats secured to stainless steel backing plates inside bulwarks

- Deck scuppers piped out through transom at boot stripe
- 316 Stainless steel handrail to and from the aft deck
- Additional 27,000 BTU self-contained air handler in aft deck cabinet
- Cabinets on port and starboard side for capstans and bollards
- Two (2) Maxwell capstans (port and starboard)
- Airtex premium 11' 8" mirror finished stainless steel passarelle with sensors and automatic handrail on one side

## **SIDE DECKS**

- Molded with teak decking
- Stainless steel handrails alongside decks
- Weather-tight doors open into pilothouse port and starboard
- House side fixed windows with tinted tempered glass
- Two (2) sets of 316 stainless steel spring-line chocks per side
- Four (4) 316 stainless steel hawser holes with stainless steel cleats per side recessed in bulwarks
- Fuel fill fittings for tanks recessed into house side
- LED courtesy lights along with walkways
- LED overhead lights
- Life ring recessed in starboard house wall
- Webblon covers for galley windows

## **PORTUGUESE BRIDGE**

- Portuguese bridge molded with teak decking
- Locker doors in aft face of Portuguese bridge providing access to the storage areas and electrical connections
- 316 Stainless steel handrail on top of the Portuguese bridge
- Hinged door through Portuguese bridge to foredeck
- Wash down system upgraded to include raw water pump and anchor/chain



washing system

- ½" Clear tempered glass in forward-facing windshields
- Windows are fixed with FRP recessed frames - no FRP trim around for easy removal and installation of glass
- LED courtesy lights

## **FOREDECK**

- Foredeck with colored non-skid surface
- Sunbed extension added to the foredeck seating with Stamoid covers
- 316 Stainless steel CE-approved skylight/emergency hatch from the VIP stateroom below
- 316 Stainless steel rail on bulwarks increasing in width going forward
- 316 Stainless steel stanchions to support the handrail
- Anchor chain
- Lockers forward either side of anchor platform finished in white epoxy paint
- Two (2) 316 Stainless steel anchor chutes/rollers at bow
- Two (2) 132 lb Ultra stainless steel anchors with swivel
- Two (2) Maxwell VWC-4000 Hydraulic windlasses with dual anchor rollers, 300' of 1/2" ht chain, stainless steel swivels, stainless steel pulpit protectors, 2nd chain locker; remote controls on the sky lounge command bridge panel. Stamoid covers for both windlasses and pulpit
- Chain stoppers, one (1) per windlass
- Saltwater washdown pump with outlet
- Freshwater wash down with the outlet
- Salt water and fresh water 316 stainless steel faucets inside foredeck lockers
- Two (2) 100 amp shore power inlets with individual select switches
- LED courtesy lights
- 110v AC GFI outlet inside settee
- Deck drains plumbed to boot-stripe to prevent black streaks

- Upsized bollards
- Stainless steel breastplate on the bow
- Fender holders for 4 F7 fenders (port and starboard)

## **BOAT DECK**

- Deck with colored non-skid surface
- Two (2) deck boxes on the port side for storage
- Covered washbasin and U-line refrigerator behind FRP door
- SeaStar 30" gas built-in BBQ with two (2) 20 lb LPG tanks with regulator hoses and solenoid control panel
- 1000KGS/2200lb aluminum painted Sea Star davit with 4-way hydraulic control with rotating base, luff, lift, pendant switch, and a 13.7' retract/extension arm
- Removable stainless steel ladder from the boat deck to the hardtop
- 115 VAC GFI outlet with a recessed box on the end of the boat deck to maintain tender battery
- LED working lights with FRP covers on the radar arch
- Two (2) Ocean ISO 8-man life rafts (port and starboard)
- Custom-built 15' 2015 ArgosNautic tender with a 70hp Yamaha outboard

## **STAND UP ENGINE ROOM WITH EASY ACCESS TO ALL EQUIPMENT**

- Acoustically insulated stand-up engine room lined with sound-absorbing material
- Edura beige coin dot flooring
- Twin Caterpillar C-18 Acerts (1136 bhp) diesel engines with electronic control boxes and ZF transmissions driving Seatorque drive shafts 1250 hours
- Fiberglass drip pans under engines
- Stainless steel removable workbenches installed over engines
- Two (2) Northern Lights 38kw (60hz) generators with sound shields (1500 hours)
- Two (2) Cruisair chilled water air conditioning systems - a total of 12 tons. Units have variable speed drives with soft start
- Additional 16,000 BTU self-contained air handler dedicated to engine room space

- Two (2) raw water cooling pumps with selector switch providing backup for critical AC systems
- Two (2) sea chests
- Oil change system for engines, transmissions, and generators
- Two (2) Charles 100amp iso-boost transformers with soft start technology
- Two (2) prop shaft brushes
- Two (2) Victron 5 kW inverters/chargers. AC transfer capacity 2X 100A; three-phase connectible
- Two (2) Racor 75/1000 max dual fuel filters with gauges for main engines
- Two (2) Racor 75/1000 max single fuel filters for generators
- Fuel polishing system by Reverso plumbed as an integral part of the fuel management system (take from any tank and return to any tank)
- Fireboy fire suppression system including both intake and outlet air shutdown system with aluminum louvers
- Four (4) automatic bilge pumps 24v DC and emergency bilge suction on engine
- Fire system and bilge high-water alarm system with a warning panel
- Freshwater hose connection
- Fresh cold water faucet and sink
- AGM (Absorbed Glass Matt) Batteries in FRP boxes:
  1. Two (2) engine banks with two (2) 8D batteries for each bank
  2. One (1) house bank with sixteen (16) 8D batteries with a total of 2040 amp-hours (24VDC)
  3. Two (2) generator banks with one (1) battery each
  4. Eight (8) additional AGM house batteries
    - One (1) Victron 24v and one (1) Victron 12v battery charger
    - Two (2) battery isolators
    - Two (2) 20-gallon water heaters with heat exchanger off main engines
    - Four (4) 24v DC blowers

- LED overhead lights
- 110v AC GFI outlets with waterproof covers
- 316 Stainless steel safety rails around engines
- Two watertight bulkheads
- Watertight aluminum engine room doors with sight windows

## **MECHANICAL**

- ABT Trac 55hp (16") hydraulic bow and stern thrusters
- ABT Trac 300 Star Zero Speed system stabilizers with 9.0 sq. ft. fins and 15 hp 230 VAC hydraulic pump
- Northern Lights uplift quiet water separator exhaust
- Underwater main engine exhaust system with bypass and FRP mufflers
- Copper bonding system to all underwater fittings with zinc anodes
- Six (6) Aqualuma 6 series LED underwater lights on the transom
- Seatorque shafts, Evolution couplings, and engine mounts, and two (2) Nibral propellers
- Rigid fresh water pipes and color-coded copper fuel lines
- Stainless steel struts with bearings
- Two (2) Headhunter 24v DC fresh water pumps with accumulator tank
- 115 VAC hot water circulation pump
- Webasto diesel heating system with vents throughout the vessel
- Two (2) 24v DC automatic shower sump systems with an external pump
- Additional bilge blower under accommodation space
- Winterizing package including drain downs at all exterior plumbing connections

## **TANKAGE**

- One (1) holding tank with a max capacity of 250 US gallons (946 liters) with two (2) macerator/discharge pumps providing backup redundancy
- One (1) stainless steel water tank with a max capacity of 500 US gallons (1893

liters)

- Three (3) aluminum fuel tanks with a total capacity of 3,500 US gallons (13249 liter)
- One (1) grey water tank with two (2) sewage pumps and tank gauge with a max capacity of 200 US gallons (757 liters)
- Lexan sight gauges on all fuel tanks
- Inspection and cleaning ports on all tanks
- Fuel fills built into house sides in FRP cabinet
- FCI 1800 GPD Max Q water maker

## **INTERIOR IN GENERAL**

- LED overhead lights with switching as required
- 110v AC outlets
- USB port with AC outlets
- Clear 1/2 inch tempered glass in forward-facing windshields
- Windows are fixed with FRP recessed frames - no FRP trim for easy removal and replacement
- Vinyl headliner
- Cruisair air conditioning control panels in each accommodation space
- Phantom screens for all exterior main deck and sky lounge doors
- Teak sole with holly border
- AC air handlers and vents
- Kabola diesel heating system outlets in all areas with thermostats and controls
- Accessible wiring raceway throughout
- Fixed windows in the house and sky lounge sides with 3/8" tinted tempered safety glass
- Teak valances over windows with LED lighting
- Decorative overheads with courtesy lights and stainless steel railing in the sky lounge, salon, and galley

- Teak cabinetry and lockers
- Teak wall panel with a satin finish
- Push latches on all drawers and cabinets
- Transitional square shaped stainless steel hardware throughout
- Stone countertops in all heads, galley, and bar
- Cantalupi reading lights with bedside controls
- Wallcovering
- Nutone central vacuum system outlets
- Access doors to staterooms with safety latches to hold open
- 7" layered foam mattresses
- Drawer storage under the berths
- Automatic interior lights in lockers
- Television sets wired for DirecTV or Dish system in all staterooms, galley, salon, and sky lounge
- Cedar lined closets
- Drawers with full extension guides and push-button latches
- Doorstops and holders
- All shower doors are frosted with rectangular squares
- All shower portlights are frosted
- All sinks and showers have Grohe or Kraus hardware
- Wiring raceways to facilitate any additional installations as may be desired
- 316 stainless steel handrails
- Stamoid covers for anchor pulpit, tender, BBQ grill, aft deck seating, foredeck lounge
- Headhunter 24v electric white toilets with a sanitary hose for all discharge plumbing in all spaces plus Tecma Marine heads in crew quarters

## **SKY LOUNGE COMMAND CENTER ON UPPER DECK**

- Full beam-width Skylounge command center
- L-shaped settee on a raised platform on the port side
- A desk on the port side forward
- Teak end table with two drawers next to settee on the port side
- Teak cocktail table
- Large lounge area opposite settee with sink, Jenn-Air ice machine, two Jenn-Air drink coolers, Miele coffee, and cappuccino machine
- One (1) red and white chart light
- LED red and white bridge lights
- Two (2) Stidd helm seats with Ultraleather upholstery, chrome bases, and drink holders
- Skylounge Surround Sound System with Samsung Smart TV, Control4 AV management system consisting of 5 Niles overhead speakers plus subwoofer under the settee, Yamaha receiver, SonyBlu-Ray, iPhone docking station, DirecTV receiver, and an ETN UPSsystem
- Teaks stairway down to the country kitchen with Bolon treads, LED courtesy lights, and custom brushed stainless steel railing
- Weathertight doors opening to the boat deck and port and starboard sides of the Portuguese bridge

## **OVERHEAD ELECTRONICS CONSOLE**

- 2 Icom VHF's
- Alarm and advisory panel with bilge pump controls
- Cruisair Tempered Water Logic control (same as engine room)
- Tank tender for water and fuel tanks
- Headhunter black water tank Sentry and alarm
- Headhunter gray water tank Sentry and alarm
- ABT TRAC stabilizer digital control head
- ABT pump selector switches
- RAW water alarm

- Fireboy alarm and shutdown
- Victron energy inverter monitor
- Alarm and advisory panel

## **MAIN HELM ELECTRONICS CONTROL PANEL**

- Custom Outer Reef stainless steel wheel at the helm
- Two (2) Furuno TZT back box systems
- Furuno NavPilot 700 autopilot system
- UHD digital radar array for NavNet, 12kW with 6.5' digital radar antenna plus second 4' UHD digital radar array for NavNet, 6kW, 64n.m.
- Bridge Command control system with three Bridge Command 24" MFD's
- Caterpillar's newest colored digital engine display unit
- Controls for the five (5) stainless steel Exalto dual-speed (intermittent) self-parking windshield wipers with a wash down system
- Carlisle & Finch NightFINDER 200 series spotlight with integrated FLIR 320 x 240-pixel thermal camera providing the best of night vision with a 15 million candlepower Xenon spotlight capability
- Controls for bow and stern thrusters
- Furuno GP 33 color GPS
- Two 38kw Northern Lights generator digital control panels
- Kahlenberg dual trumpet air horn
- Windless control switches for both anchors
- AIRMAR Smart Transducer for separate depth into RD 33's
- Furuno Sirius/XM weather RX black box

## **SALON**

- Custom stainless steel sliding door entrance from the aft deck
- Access hatches to allow for engine removal
- L-shaped built-in settee



- Area carpet
- One (1) fixed end table with drawers
- Coffee table
- Two (2) chairs
- Custom bar port side aft with Jenn-Air ice maker, glass storage, and cabinets for bottles and miscellaneous storage
- Three (3) hi-lo moveable bar stools
- Entertainment center cabinet to starboard with storage shelves and drawers plus Smart Samsung TV on a power lift

### **SURROUND SOUND SYSTEM CONSISTING OF THE FOLLOWING:**

- Control4 System for wireless audio and video control. It can be operated from iPhone or iPad plus Android devices
- Yamaha AC 9.2 channel network receiver
- Sony Blu-Ray
- Five (5) Niles overhead loudspeakers with pivoting tweeter
- Sub-Woofer located under the settee
- iPhone docking station
- DirecTV HD receiver
- ETN power management UPS
- Middle Atlantic pull out rack houses all components

### **COUNTRY KITCHEN - GALLEY**

- Large country kitchen with center island
- Large settee by forward windows with 78" by 40" dining table
- Large 38" by 78" center island with three (3) hi-lo moveable stools
- Stone countertops with stainless steel under-mount sink with Insinkerator
- Drawer for soap and sponges in front of the sink
- 32" Samsung TV on the adjustable arm with DirecTV receiver and Sony Blu-Ray

---

**APPLIANCES:**

- 36" LG french door refrigerator with freezer below. Ice and water dispenser indoor
- 30" Jenn-Air digital convection oven
- 30" KitchenAid cooktop
- 30" KitchenAid microwave with 4-speed exhaust fan
- 24" Jenn-Air dishwasher
- 24" Jenn-Air dual temp wine cooler
- 15" Jenn-air trash compactor

**DAY HEAD (STARBOARD IN GALLEY)**

- Stone countertop with Kraus Vessel glass sink and faucet on countertop
- Headhunter 24v electric white toilet with a sanitary hose for all discharge plumbing
- Ventilator blower
- Stone deck

**LOWER HALLWAY TO GUEST ACCOMMODATIONS**

- Curved teak stairway from the country kitchen with Bolon inserts, LED courtesy lights, and brushed stainless steel custom stair railing
- Padded wall covering with glossy teak accents in stairwell and hallway
- GE washer and dryer with storage cabinet for laundry supplies
- Storage under the first two steps of the stairwell below
- Access hatches to water systems, gray water, and black water systems

**FULL BEAM MIDSHIP MASTER STATEROOM**

- King size berth with Pratsea bed linens
- Two (2) cedar lined closets
- Digital safe in the port closet
- Built-in vanity desk on the port side of the stateroom with drawers

- Cantalupi combination chrome reading/bed lights
- Four (4) CE-approved 10" by 24" oversized portlights with removable insect screens
- Shoji screens
- Nightstands with stone tops and drawers
- Furuno RD 33 digital display on the port side of the bed
- Area carpets
- Surround Sound System with Samsung Smart TV, Control 4 AV management system consisting of 5 Niles overhead speakers, Yamaha receiver, Sony Blu-Ray, DirecTV receiver, and an ETN UPS system

### **HIS AND HERS MASTER BATH**

- Separate "His" and "Her" baths with adjoining walk-through shower
- Rectangular frosted tempered glass shower door with towel bar
- Molded white FRP shower walls with two stone shelves for bath accessories
- Stone countertop with white Kraus Vessel sinks in "His" and "Her" bath areas
- Quiet ventilator fans in each bath
- Teak framed mirror on the back of each door
- Glass doors on medicine chests in each bath with safety latches
- Storage cabinet and side drawers under sink

### **VIP STATEROOM FORWARD**

- Stainless steel CE-approved skylight
- Tapered queen-size berth
- Two steps on each side of the berth for easy access
- Two (2) cedar-lined hanging lockers with automatic interior lights
- Two (2) Cantalupi chrome reading lights
- Teak framed mirror on the back of bath door
- Cruisair air conditioning control panel

- Samsung 23" TV with Sony Blu-Ray and DirecTV receiver

## **VIP HEAD**

- Ensuite head with shower
- Rectangular frosted shower door with towel bar
- Molded white FRP shower wall with stone shelf for bath accessories
- Stone countertop with white Kohler under-mount sink
- Mirror with medicine chest behind with safety latches
- Stone sole

## **QUEEN GUEST STATEROOM PORT**

- Two (2) CE-approved portlights with removable insect screens
- Queen berth with storage drawers underneath
- Built-in nightstand with drawers
- Two (2) Cantalupi chrome reading lights
- Samsung 23" TV with Sony Blu-Ray and DirecTV receiver

## **PORT HEAD**

- Ensuite head with shower
- Rectangular frosted shower door with towel bar
- Molded white FRP shower walls with stone shelves for bath accessories
- Mirror with medicine chest behind with safety latches
- Stone sole

## **TWIN GUEST STATEROOM STARBOARD**

- Two (2) twin berths with storage drawers underneath the lower berth
- Cedar lined hanging locker with automatic light
- Samsung 23" TV with Sony Blu-Ray and DirecTV receiver

## **CREW GALLEY**

- NOTE: This area and the crew staterooms are finished to the same level as the

country kitchen and guest staterooms

- L-shaped settee on a raised platform
- Teak table with single 316 stainless steel pedestal
- Stone countertops with stainless steel under-mount sink with cabinets above and below
- 24" GE cooktop
- 24" Jenn-Air under counter refrigerator
- 30" KitchenAid convection microwave with variable speed exhaust fan
- Furuno RD33 digital display

### **QUEEN STARBOARD CREW CABIN**

- CE-approved portlight with removable insect screens
- Queen-size berth with storage drawers underneath
- Hanging locker with teak-faced doors and automatic interior lighting
- Samsung 24" TV on the adjustable arm with DirecTV and Sony Blu-Ray

### **CREW HEAD (ENSUITE TO QUEEN CABIN)**

- Rectangular frosted glass shower door with towel bar
- Molded white FRP shower with stone shelf for bath accessories
- CE-approved portlight with removable insect screen
- Stone countertop with white Kohler under-mount sink
- Mirrored medicine chest

### **SECOND CREW CABIN WITH ENSUITE HEAD**

- Single twin-sized berth
- Hanging locker with automatic interior lighting
- Samsung 23" TV with Sony Blu-Ray and DirecTV
- Bath with Vessel sink and Tecma Marine head
- Hand-held shower with a deck drain

- Stand up freezer by Danby

## **RECAP OF ELECTRONIC AND ENTERTAINMENT EQUIPMENT**

- Furuno TZT black box
- 24" Glass Bridge 1000 Nit Touch pilothouse monitor
- Bridge Command Multi Display Controller
- GP330B GPS/WAAS NMEA 2000 sensor
- GP 33 Color GPS with 0183 output
- UHD Digital Radar Array for NavNet, 12kW
- 6.5' Digital Radar Antenna
- 4' UHD Digital Radar Array for NavNet, 6kW, 64 n.m.
- Furuno NavPilot 700 Autopilot System
- 0-3.5 CU IN/SEC ADJ PUMP 24v
- Furuno Nav Pilot 700 Series Power Steering Module
- 25W VHF w/25W hailer BLACK rear Mic
- 23' Comrod VHF Antenna w/Rupp Collar
- Furuno RD33 Digital Display ((2) pilothouse, (1) Master stateroom and Crew Lounge)
- AIRMAR Smart Transducer for separate depth into RD33's
- Furuno Sirius/XM weather RX Black Box
- DFF1 600W Multi Transducer w/fairing block
- Furuno Ultrasonic Weather Station
- AIS Class B Black Box RX
- AV60BI8 2.45m. (8'), 6dB, BI mount 1"x14, 156-162MHz
- DFF1 Network sounder with Furuno Digital Filtering (NavNet1 & vX2)
- Icom OPC-1000 Rear Mike Cable w/Mounting Base
- Icom MB75 flush mount kit

- Shakespeare AM/FM VHF Band Separator
- Off Air TV Antenna
- Carlisle and Finch Nightfinder 200 Spotlight with integrated FLIR night vision camera

## **SATELLITE TELEVISION SYSTEM**

- Intellian i6W Global 24" TV System
- Intellian Multi Switch
- Powerware 5110 Model 1000 - UPS - AC 120 V - 60
- Low-profile Sat Dome Mount, 24" domes
- Low-profile Sat Dome Wedge, 0-12°
- Matching Empty i6W Dome

## **CAMERAS**

- 10X Optical Zoom PTZ Camera w/white Bezel (2X E/R & Aft Deck)
- 8 x Output Video Matrix
- PTZ Camera Controller (Pilothouse )
- 2 Input X 4 Output RS 485 Data Expander
- Wiring for port and starboard cameras on side decks

## **WIRELESS CELL AMP SYSTEM**

- Wilson Electronics 801280 75dB 850Mhz or 1900 Mh Cellular amplifier
- Panel Interior Directional Antenna
- Diplexer 2x1
- AC16 BI-8 - 8ft Dual Band Cellular (824-894MHz, 1850-1990Mhz)
- 220v to 110v step down continuous heavy-duty transformer

## **WAVE WIFI HOTSPOT SOLUTION**

- EC-HP HotSpot Amplifier 1000mW
- AV55BI Wifi Antenna 8ft 2400-2480MHz

- Enterprise-class, Ultra High Range & Throughput In-Ceiling Wireless-N Access Point
- Allied Telesis AT FS705EFC/SC Switch- 4 ports - Desktop
- L-COM BT-CAT5-P1 Single-Port Passive Injector w/48w power supply

## Exclusions

---

Owner's personal belongings.

## Disclaimer

---







The Company offers the details of this vessel or yacht in good faith but cannot guarantee or warrant the accuracy of this information nor warrant the condition of the vessel. A buyer should instruct his representatives, agents, or his surveyors, to investigate such details as the buyer desires validated. This vessel or yacht is offered subject to prior sale, price change, or withdrawal without notice.




---






# PHOTOS

---




























































# CONTACTS

---

Andrey Shestakov, leading yacht broker of the sales department of Shestakov Yacht Sales Inc. Shestakov Yacht Sales Inc., the official representative of the Miami/Fort Lauderdale FL headquarters.

## Contact details

---

Email: **andrey@shestakovyachtsales.com**

Web: [shestakovyachtsales.com/en/](http://shestakovyachtsales.com/en/)

## Telephones

---

USA: **+1(954)274-4435**

## Office hours

---

Monday – Saturday: **9:00 - 21:00** EDT

Sunday: **closed**

## Address

---



Harbour Towne Marina, 850 NE 3rd St, STE 213, Dania, FL 33004