

KELLY ANNE — BOSTON WHALER



Builder: BOSTON WHALER

Year Built: 2013

Model: Center Console

Price: PRICE ON APPLICATION

Location: United States

LOA: 37' 0" (11.28m)

Beam: 11' 6" (3.51m)

Min Draft: 2' 0" (0.61m)

Max Draft: 3' 4" (1.02m)

Cruise Speed: 30 Kts. (35 MPH)

Max Speed: 40 Kts. (46 MPH)

Our experienced yacht broker, Andrey Shestakov, will help you choose and buy a yacht that best suits your needs **KELLY ANNE — BOSTON WHALER** from **our catalogue**. Presently, at **Shestakov Yacht Sales Inc.**, we have a wide variety of yachts available on **our sale's list**. We also work in close contact with all the big **yacht manufacturers** from all over the world.

If you would like to buy a yacht **KELLY ANNE — BOSTON WHALER** or would like help answering any questions concerning purchasing, selling or chartering a yacht, please call **+1(954)274-4435**

TABLE OF CONTENTS

TABLE OF CONTENTS	2
SPECIFICATIONS	5
Basic Information	5
Dimensions	5
Speed, Capacities and Weight	5
Accommodations	5
Hull and Deck Information	5
Engine Information	6
DETAILED INFORMATION	7
Manufacturer's Provided Description	7
Description	7
Cabin Interior, Shower & Head	7
Console	8
Deck/Cockpit	8
Deluxe Leaning Post / Bait Prep Center	9
Engine	9
Hardtop/Windshield System	9
Mechanical	10
Seating	10
Storage	11
Exclusions	11
Exclusions	11
Disclaimer	11
PHOTOS	12
Profile	12
Profile	12
Profile	12
Front View	12

Foward Seating	12
Forward Seating and Table	12
Forward storage under seating	12
Forward Seating	12
JL Audio Speakers	13
Helm	13
Helm	13
Helm Electronics	13
Helm Electronics	13
Helm Electronics	13
Helm Seating	13
Aft Cockpit	13
Aft Cockpit Seating	14
Side Door Entry	14
Fishing Station	14
Fishing Station	14
Rod Holders	14
Upper Helm Station	14
Top Down View of Aft Cockpit	14
Top Down View of Bow	14
Upper Helm Tower	15
Lower V-Berth Cuddy	15
Day Head	15
26 Electronics Panel	15
27 Storage cabinet	15
28 3 Mercury 300hp Verado Engines	15
CONTACTS	16
Contact details	16
Telephones	16

Office hours	16
Address	16

SPECIFICATIONS

Basic Information

Category: Center Console

Sub Category: Walk-around

Model Year: 2013

Year Built: 2013

Country: United States

Vessel Top: Hardtop

Dimensions

LOA: 37' 0" (11.28m)

Beam: 11' 6" (3.51m)

Min Draft: 2' 0" (0.61m)

Max Draft: 3' 4" (1.02m)

Speed, Capacities and Weight

Cruise Speed: 30 Kts. (35 MPH)

Max Speed: 40 Kts. (46 MPH)

Displacement: 13500 Pounds

Water Capacity: 60 Gallons

Fuel Capacity: 425 Gallons

Accommodations

Total Cabins: 1

Total Berths: 2

Total Heads: 1

Hull and Deck Information

Hull Material: Fiberglass

Hull Configuration: Deep Vee

Engine Information

Engines: 3

Manufacturer: Mercury

Model: DTS Verado Four Stroke

Engine Type: Outboard

Fuel Type: Gas

DETAILED INFORMATION

Manufacturer's Provided Description

Winner of numerous awards, the 370 Outrage amazes. Exceptional as both an offshore fishing boat and entertaining vessel for family and friends, the 370 Outrage is big on space, comfort, and luxury. The devoted angler will find the multipurpose leaning post a dream, with a livewell, tackle storage, refrigerator/freezer, sink and grill. An optional Summer Kitchen swaps the livewell for another fridge and stovetop. The helm impresses with an electrically adjustable captain's seat and hardtop-windshield system for ultimate comfort when cruising even the rough ocean waves. The innovative dive door offers seamless water access. The sumptuous cabin gives a new meaning to onboard luxury, hosting a double berth, HDTV, coffeemaker, hanging locker, fridge, microwave, and shower and vanity. With the 370 Outrage, nothing compares---for recreation, entertaining or over-nighting.

Description

Triple 300HP Mercury Verados. New Gen (ONLY 50 hours) DTS Engine Controls, Tower, Generator (New 2018 - 4 hrs.) Cabin AC, Fish Box w/Freezer Plate, Cockpit Grill, Cockpit Refrigerator, Retractable Sun Shade, Much More! Beautiful 37' Boston whaler with aft electric sunshade and Gen. Cabin bed, and sink, forward lounge and electric table, aft cockpit fordable seats.

Cabin Interior, Shower & Head

- 12-V receptacle, 120-V outlet
- 19" flat screen HDTV
- Air conditioner with windshield defogger (8,000 BTU)
- Coffeemaker
- Convertible settee / double berth with Ultraleather® upholstery
- Drawer refrigerator (1.3 cubic feet)
- Flexiteek flooring
- Hanging locker
- Hinged toilet cover with cushion
- Interior courtesy lights (red and white)
- Microwave
- Opening portholes with screens (2)
- Shower with curtain and dedicated wand / sprayer
- Skylight and side lights (2)
- Storage cabinet
- Task lighting

- Toilet paper holder
- Toothbrush holder
- Trash receptacle
- VacuFlush™ toilet with holding tank, overboard discharge and dockside pump-out
- Vanity with vessel sink and mirror

Console

- 12-V receptacles (2)
- Cast stainless steel steering wheel with knob
- Center helm layout
- Compass
- Dash visor
- Drink holders (2)
- Electronics mounting surface with space for dual displays
- Instrumentation and electrical switch panel with circuit breakers and illuminated text
- Lockable acrylic sliding entry door
- Mercury® DTS dual binnacle control
- Molded console footrests and fold-down helm standing platform
- Remote ignition key switches with push button start at helm
- Stereo - Fusion® AM/FM iPod ready stereo with single CD/DVD player, 3.5" color display, JL audio waterproof speakers, subwoofer, amplifiers (2), remote controls (2) and MP3/USB inputs at helm and sun lounge

Deck/Cockpit

- 10" stainless steel cleats - bow (2), spring line with hawse pipes (2), stern with hawse pipes (2), pull-up cross tie cleats at transom (2), anchor locker (1)
- 28" interior freeboard
- Acrylic transom door with stainless steel latch
- Bow eye
- Cockpit LED courtesy lighting (blue and white)
- Full coaming bolsters
- Gunnel mounted rod holders - bow (4), aft cockpit (5)
- Heavy-duty rub rail
- Integral swim platform with grab rail and covered stainless steel ladder
- Molded fiberglass port side dive/boarding door with removable stainless steel dive ladder
- Pressurized aerated livewell (24 gal) with lid and blue interior in aft port corner
- Self-bailing cockpit sole
- Stainless steel cockpit toe rails

- Stainless steel drink holders - bow (4), hawse pipes (2), helm (2), console lounge (4), leaning post (2)
- Stainless steel grab rails
- Stainless steel thru hull anchor roller davit
- Transom rod holders (5)
- Under gunnel rod holders (3)
- Under gunnel storage shelf with down rigger weight holders (2 per side)
- Welded stainless steel low profile interior rail
- Windlass with rode and anchor

Deluxe Leaning Post / Bait Prep Center

- Bait prep area with cutting board
- Custom helm and companion bolster style seats (3) with fold-down armrests (center seat electrically actuated)
- Drink holders (2)
- Electric grill
- Freshwater sink with hot and cold water
- Helm and starboard fold-down standing platform
- Lure bags with dedicated storage (6)
- Port side fold-down footrest
- Pressurized aerated livewell (55 gal) with clear lid, blue interior and red and white lights
- Pull out refrigerator/freezer (1.75 cubic feet)
- Stainless steel grab rail
- Storage lid with tool holders, storage nets and leader holders
- Storage net on aft face
- Tackle storage drawers
- Tip-out trash receptacle

Engine

- 250 L6 DTS Triple Mercury® Verado Four-Stroke engines with power steering and shadow mode technology

Hardtop/Windshield System

- Aft cockpit area flood lights (2)
- Bow area flood light
- Custom powder coated, integrated frame with aft support legs
- Ladder access to hardtop

- LED blue lighting
- LED courtesy chart light (red and white)
- Lifejacket storage
- Lockable electronics box
- Outrigger ready
- Rod holders (6)
- Stereo speakers (4)
- Tempered glass windshield with actuated vent

Mechanical

- 425 gal aluminum fuel tank
- Automatic bilge pumps (750 GPH berth, 2,000 GPH bilge, 2,000 GPH with high water alarm)
- Battery trays (4) with remote switches and automatic charging relays
- Bow thruster (4 kW) with dedicated battery bank and charging system
- Cast stainless steel thru hulls
- Cockpit and machinery space lighting
- Diesel generator (8 kW Fischer Panda) with 20 gal fuel tank
- Dual 30 amp shore power inlets with battery charger, isolation transformers and shore power cords
- Electric trim tabs with indicator (dual ram)
- Electric trumpet horn
- Freshwater system with 60 gal tank, sink in console, shower in console, sink at prep station, freshwater hot and cold transom shower, hot and cold dive door shower, anchor washdown, and mid-ship outlet
- LED navigation lights in hard-top
- Pressurized aerated livewell (24 gal) with clear top window and blue interior in aft port corner
- Pressurized aerated livewell (55 gal) with clear top window and blue interior in leaning post
- Pressurized hot and cold water system with dockside hookup and tank level indicator
- Raw water washdown outlet mid-ship
- SmartCraft Vessel View display
- Stainless steel propellers
- Transducer mount area
- Water heater
- Windlass with rode and anchor
- Windshield wiper with wash system

Seating

- Fold-away stern bench seat
- Forward console lounge with fold-down armrests, drink holders (4), backrests, removable cushion, stereo remote, auxiliary input and 12-V receptacle
- Forward deck seating with drink holders (4)
- Helm and companion bolster style seats (3) with fold-down armrests (center seat is electrically actuated)

Storage

- Bow anchor locker with drains
- Insulated in-floor fishboxes with pump-out - aft (4), forward (1)
- Life Jacket storage
- Lockable console front storage - holds six rods, two 5 gal buckets (included), one 36 qt cooler (included), miscellaneous gear and optional dive tank racks
- Storage bin in console
- Storage under bow seating
- Under gunnel storage shelves and storage nets

Exclusions

Exclusions are to include but are not limited to owner's personal belongings. A detailed list of exclusions to be provided at the time of sale upon written request from the buyer.

Exclusions

Owner's personal belongings.

Disclaimer

The Company offers the details of this vessel or yacht in good faith but cannot guarantee or warrant the accuracy of this information nor warrant the condition of the vessel. A buyer should instruct his representatives, agents, or his surveyors, to investigate such details as the buyer desires validated. This vessel or yacht is offered subject to prior sale, price change, or withdrawal without notice.

PHOTOS

Profile



Profile



Profile



Front View




Foward Seating



Forward Seating and Table



Forward storage under seating



Forward Seating



JL Audio Speakers



Helm



Helm



Helm Electronics




Helm Electronics




Helm Electronics



Helm Seating



Aft Cockpit



Aft Cockpit Seating



Side Door Entry



Fishing Station



Fishing Station




Rod Holders



Upper Helm Station



Top Down View of Aft Cockpit



Top Down View of Bow



Upper Helm Tower



Lower V-Berth Cuddy



Day Head



26 Electronics Panel



27 Storage cabinet



28 3 Mercury 300hp Verado Engines



CONTACTS

Andrey Shestakov, leading yacht broker of the sales department of Shestakov Yacht Sales Inc. Shestakov Yacht Sales Inc., the official representative of the Miami/Fort Lauderdale FL headquarters.

Contact details

Email: **andrey@shestakovyachtsales.com**

Web: shestakovyachtsales.com/en/

Telephones

USA: **+1(954)274-4435**

Office hours

Monday – Saturday: **9:00 - 21:00** EDT

Sunday: **closed**

Address



Harbour Towne Marina, 850 NE 3rd St, STE 213, Dania, FL 33004