

## MAMBO — FERRETTI CUSTOM LINE



**Builder:** FERRETTI CUSTOM LINE

**Year Built:** 2003

**Model:** Motor Yacht

**Price:** PRICE ON APPLICATION

**Location:** United States

**LOA:** 112' 0" (34.14m)

**Beam:** 22' 3" (6.78m)

**Min Draft:** 0' 0" (0.00m)

**Max Draft:** 6' 6" (1.98m)

**Cruise Speed:** 18 Kts. (21 MPH)

**Max Speed:** 23 Kts. (26 MPH)

Our experienced yacht broker, Andrey Shestakov, will help you choose and buy a yacht that best suits your needs **MAMBO — FERRETTI CUSTOM LINE** from **our catalogue**. Presently, at **Shestakov Yacht Sales Inc.**, we have a wide variety of yachts available on **our sale's list**. We also work in close contact with all the big **yacht manufacturers** from all over the world.

If you would like to buy a yacht **MAMBO — FERRETTI CUSTOM LINE** or would like help answering any questions concerning purchasing, selling or chartering a yacht, please call **+1(954)274-4435**

# TABLE OF CONTENTS

TABLE OF CONTENTS	2
SPECIFICATIONS	4
Basic Information	4
Dimensions	4
Speed, Capacities and Weight	4
Accommodations	4
Hull and Deck Information	4
Engine Information	4
DETAILED INFORMATION	5
Description	5
Construction	5
Main Salon/Dining	5
Galley	6
On Deck Master/VIP Baths	6
Laundry Room	6
Day Head	6
Master Cabin	7
Master Cabin Baths	7
Guest Accommodations	7
Crew Accommodations	8
Crew Lounge	8
Flybridge	9
Pilothouse	9
Forepeak	9
Fore Deck Gear & Equipment	10
Side Decks	10
Aft Deck	10
Exclusions	11

---

Disclaimer	11
PHOTOS	12
Main Salon	12
Main Salon	12
Dining	12
Galley	12
Master Cabin	12
On Deck Master/VIP	12
Guest Cabin	12
Aft Deck	12
Flybridge	13
CONTACTS	14
Contact details	14
Telephones	14
Office hours	14
Address	14

---

# SPECIFICATIONS

---

## Basic Information

---

**Category:** Motor Yacht

**Model Year:** 2004

**Year Built:** 2003

**Refit Year:** 2015

**Country:** United States

## Dimensions

---

**LOA:** 112' 0" (34.14m)

**Beam:** 22' 3" (6.78m)

**Min Draft:** 0' 0" (0.00m)

**Max Draft:** 6' 6" (1.98m)

## Speed, Capacities and Weight

---

**Cruise Speed:** 18 Kts. (21 MPH)

**Max Speed:** 23 Kts. (26 MPH)

**Gross Tonnage:** 231 Pounds

**Water Capacity:** 793 Gallons

**Fuel Capacity:** 5284 Gallons

## Accommodations

---

**Total Cabins:** 4

## Hull and Deck Information

---

**Hull Material:** Fiberglass

## Engine Information

---

**Engines:** 2

**Manufacturer:** MTU

---

# DETAILED INFORMATION

---

## Description

---

"MAMBO" is an all fiberglass constructed 112-foot raised pilothouse semi-displacement motor yacht, designed by Gianni Zuccon and built by Ferretti Yachts Custom Line Division, Ancona, Italy, in 2003. Model year 2004, Hull #11203. Twin MTU 12V4000 diesel engine powered, with zero speed stabilizers. She was built to RINA Class 100 A1.1(Y) and re-classed in 2010. The hull is painted in Allcraft 2000 custom white two-part polyurethane paint. She is a raised pilothouse style motor yacht with a raked bow, transom stern, and flush decks with an open flybridge. She has Teak overlay decks on the foredeck, side decks, aft deck and flybridge boat deck.

## Construction

---

The hull is of all solid fiberglass construction to the chines using vinylester resins. The hull sides have a single layer of 30mm Termano core. The decks, house, and bulwarks all have a Termano core. The arch is reinforced with Kevlar. The hull is tabbed to the deck around the full perimeter. The house is bolted in 5200 to the deck. There are four main longitudinals, which start in the bow and disappear into the transom. They act as engine beds in the engine room. The fuel and water tanks on board "MAMBO" are integral fiberglass tanks. There are 4 Fuel Tanks and a Black and Gray Water Tank. A single fiberglass portable water tank is located under the garage area.

## Main Salon/Dining

---

Aft of the galley and main foyer is the full beam main salon/dining room combination. This is an open space that features built-in cabinetry with dining table with seating for 8. There is a half-height diving island separating the dining room from the main salon. The main salon has custom made, new furniture including two sofas, two end tables and a coffee table. There is a full size custom made walk-up bar with built-in storage for bottles, a U-Line under counter icemaker, and an under counter mini-refrigerator. The walk-up bar has an upper and lower section with granite counter-tops. There is a small stainless steel sink and faucet built in with additional storage both inboard and outboard. The main saloon walls, paneling, and built-in furniture are all satin gloss cherry with burle tops and inlays. There are two large coffers, one aft over the main salon and one forward over the dining area with cherry trim accent features and off white upholstered panels. Across aft of the main salon are automatic/manual stainless steel full height glass sliding doors. Note: The salon contains two complete separate audio/video systems: one for the main salon and one for the aft deck.

- 42" LG LED TV on electric lift

- RCA Direct TV receiver
- Onkyo Receiver
- Onkyo Blu-Ray Player Dell computer MSC-400 controller
- Bose surround sound speakers
- Wii
- Sonos music control box

---

## Galley

---

The L-shaped galley is located outboard on the port side. It has upper and lower cabinets, granite countertops, and built-in cherry cabinetry. Outboard to port is a stainless steel opening port light. Forward to port is access to the lower crew accommodations. The after part of the galley is the stewardess/serving area. All the way outboard to port is an electrically operated pantographic door to the port side deck. The galley walls, cabinets, doors and furniture are satin finish cherry. The floors are hardwood cherry planks.

---

## On Deck Master/VIP Baths

---

The port side bath has a single sink and vanity, wood cabinetry, marble countertops, and mirrored medicine cabinet. Outboard is a fixed stainless steel port light. Inboard is a full height standup shower with a frosted, custom made glass entry door to a marble shower. The floors are marble with wood trim. The overheads are white painted lacquer panels with wood trim. The starboard side bath is identical to the port side with wood vanity, single sink and faucet, marble countertops, mirrored medicine cabinet, stainless steel port light outboard, and access to the centerline standup shared shower. The floors are marble with wood trim. The overheads are white lacquer panels. The majority of the interior is cherry wood paneling.

---

## Laundry Room

---

All the way outboard to starboard and isolated via a sliding privacy door is the laundry room. There are 2 Miele clothes washing machines and 2 Miele clothes dryers. Outboard are two stainless steel opening port lights. Aft is a full height hanging locker with removable ironing board. The laundry room is finished in white semi-gloss with hard paneled walls, and HPL overheads.

---

## Day Head

---

The day head has a small stainless steel port light outboard, a single sink and vanity with marble countertop, and marble floors. The woodwork is predominantly satin finish

cherry with white lacquered hard paneled overheads and inboard sides. Built into the starboard foyer are several storage lockers and an electrically opening pantographic door to the starboard side deck. Aft in the foyer is the main entry to the lower guest accommodations and stairs up to the raised pilothouse area

---

## Master Cabin

---

Aft off the main lower foyer is access to the Master cabin. The cabin is full beam with 2 stainless steel opening port lights. Built into the port and starboard forward corners are two full height walk-in closets. The port side closet has a built-in digital keypad safe. Underneath the stainless steel opening port lights is a full height dresser with miscellaneous dresser drawers and storage. To starboard is a sit down vanity with mirrored lift-up vanity top. Centerline is a king size berth flanked port and starboard by nightstands. The overheads are upholstered panels. The walls are predominantly wood. There is a built-in bookshelf to starboard and built-in entertainment center to port. His and Her baths located aft of the master cabin.

- Panasonic telephone
- Bose DVD/CD player and surround sound system
- RCA Direct TV Receiver
- 40" NEC LCD TV

---

## Master Cabin Baths

---

The port side bath includes a single sink, vanity, and faucet with wood cabinetry, marble countertops, and marble floors with wood trim. There is a full width mirror aft and opening single stainless steel port light outboard to starboard. There are miscellaneous storage lockers. This side includes a full height standup shower/marble bath with built-in bench seat and a Teuco Jacuzzi type tub with multifunction programmable features with a handheld shower wand. The starboard bath includes a single vanity top with wood cabinetry, marble countertop, marble floors with wood trim, full width mirror aft, and opening stainless steel port light to ship side.

---

## Guest Accommodations

---

The lower guest accommodations are identical twins of each other and are accessed via S-shaped stairs from the starboard side main foyer. These stairs enter into centerline lower foyer. Each guest stateroom has a queen size berth flanked by individual nightstands. There is a small sit down vanity with lift up mirror. Outboard are two stainless steel opening port lights. Forward is a double door hanging locker. Each cabin has its own ensuite bath with a single vanity with sink, faucet, and full width mirror. The countertops are marble. The floors are marble with wood trim. The walls and ceilings

are wood trim with white lacquer panels. Outboard ship side is a single stainless steel opening port light. Aft is a full height standup shower with smoked curved glass entry door.

## Crew Accommodations

---

Twin crew cabins with upper and lower berths, opening stainless steel port lights to ship side, and full height hanging lockers. The walls are predominantly padded panels with cherry furniture trim and furniture pieces. Each cabin includes a Sony Car stereo w/ DVD function, direct TV box, wired ethernet cable, and a TV, all linked with a single 8" speaker flush mounted in the ceiling. Aft of the crew accommodations are port and starboard crew heads. Each head is finished in white semi-gloss. There is a stainless steel opening port light outboard ship side with single vanity, sink, and faucet with Corian top and a liftup mirrored medicine cabinet. Built-in storage below the vanity and a full height standup shower. The port and starboard heads are identical. Two steps down is another pair of crew cabins. The port side cabin features a single berth with full height hanging locker and ensuite bath. Features include a Sony Car stereo w/ DVD function, direct TV box, wired ethernet cable, and a TV, all linked with a single 8" speaker flush mounted in the ceiling. The cabin has a stainless steel opening port light to ship side. The ensuite bath is finished in white semi gloss with single vanity, sink, and faucet, Corian countertop, and full mirror behind. A standup shower located inboard with handheld shower. The Captain's Cabin is the starboard side crew cabin. It features a double berth with full height hanging locker and ensuite bath. Outboard is a stainless steel opening port light to ship side. Entertainment equipment includes a Sony Car stereo w/ DVD function, direct TV box, wired ethernet cable, and a TV, all linked with a single 8" speaker flush mounted in the ceiling. The ensuite bath includes a single vanity with sink and faucet. A stainless steel opening port light to ship's side, Corian countertop, white semi-gloss finish, and mirrored medicine cabinet behind. Inboard is a full height standup shower with handheld shower wand. Just aft of the captain's cabin located port and starboard are two full height lockers. The port side has 120-volt and 240-volt AC sub panels and junction boxes #5 and #6. Starboard side is a full height hanging locker.

## Crew Lounge

---

Just aft of the storage lockers is the crew lounge. Portside is a U-shaped seating lounge with Corian high/low table on aluminum pedestal base. Outboard ship side are two stainless steel opening port lights. Forward is an entertainment center and appliances and built-in storage. Centerline is a single stainless steel sink and faucet with storage above and below.

Entertainment equipment includes: Power Acoustic CD/DVD player, RCA Direct TV satellite receiver, Sharp 20" Aquos LCD TV, Panasonic telephone and ICOM handheld



VHF. Appliances include: GE microwave, Thermodor bread/plate warmer, GE upright refrigerator/freezer with 15.4-cubic feet of refrigeration and 6.5-cubic feet of freezer space. Centerline in the aft crew lounge is a hidden overlay door, which gains access to the forward port guest closet and the forward port guest accommodations.

---

## Flybridge

---

- Tender and davit aft
- Jacuzzi fwd w/ sun pads for lounging
- Wet bar w/ refrigerator and 2 bar stools
- Grill aft of the bar
- Custom built table w/ seating for al fresco dining aft of the helm seat
- Custom built sunshade that attaches to the Bimini top aft to the radar arch

---

## Pilothouse

---

The pilothouse is accessed via the starboard main companionway up 5 steps. Forward is a built-in console covered in black leather with black HPL surface and instrumentation. Centerline is a single Besenzoni electric helm chair. Outboard to starboard is a chart table area. Outboard and aft to port is an L-shaped settee with small table. Located outboard and aft on the starboard side is the communications/radio area and pilothouse electrical sub distribution panel. Aft and centerline is a single stainless steel sliding hatch up 5 steps to the flybridge area. The walls and woodwork are predominantly cherry. The floors are teak and holly. The overheads and window mullions are off-white padded panels.

---

## Forepeak

---

Access to the forepeak is via a dogged and gasketed teak overlay hinged hatch on pneumatic ram assist centerline and forward on the foredeck. A removable stainless steel ladder with teak treads is provided. The forepeak is fully painted and well lit with AC overhead spotlighting. Passive ventilation is provided to through the spurling pipes. Seen mounted in the underside of the hatch is the chain shot chart and the port and starboard anchor windlass tethered remotes on chocks. Forward is a built-in dunnage shelf and a fire hose with vari nozzle. To port is the fire/chain wash hose plumbing with chain wash isolation valves. Port and starboard are the windlass control contactor boxes with isolation switches and indicator lights. Each box is mounted above the anchor pockets. Centerline aft is an unlined divided chain bin with drain directly overboard. Overhead are the bell mouth spurling pipes and anchor windlass motor and gearboxes. In the port and starboard aft corners are the deck scupper and locker drain runs. To starboard of centerline on the after bulkhead is the foredeck hatch and

electro hydraulic power pack contactor box with isolation switch. Outboard on the after bulkhead to starboard is a Besenzoni 220-volt AC, three-phase electro hydraulic power pack for the foredeck garage hatch. Attached to the power pack is the solenoid block. High in the overhead is service access to the foredeck lights and the bow garage toggle switch control.

---

## Fore Deck Gear & Equipment

---

The teak overlay decks of the foredeck well are protected by a waist high boxed bulwark with chest high stainless steel handrails and stainless steel stanchions. The decks are cleared via waterways to scupper drains with removable stainless steel grates. In the bulwarks are polished stainless steel roller fairleads to bolted stainless steel cleats on deck. Molded nonskid steps lead up the front of the house to the unprotected forward housetop finished with two molded nonskid walkways.

---

## Side Decks

---

The teak overlay decks of the forward side decks are protected via a low boxed bulwark and waist high stainless steel handrails and stainless steel stanchions. Deck level rope lights are provided. Fitted to the tops of the bulwarks are polished stainless steel cleats. Teak overlay steps aft lead down to the after side decks. The teak overlay decks of the after side decks are protected by waist high boxed bulwarks with stainless steel handrails and stainless steel stanchions. In the bulwarks are stainless steel ram's horn style fairleads/cleats and open freeing ports. Integrated to the handrails approximately midships are stainless steel cleats. The side decks are cleared via waterways to scuppers with removable stainless steel grates. The overhead is partially protected by the housetop overhang. Fitted in the overhead are flush mounted lights, closed circuit television cameras, and ventilation grills. Forward on the port and starboard house sides are electric dogged and gasketed pantographic doors to the main deck accommodations. At the aft end of each side deck in the house sides are flush lockers. In the port locker is a fuel fill, potable water fill, and potable water washdown bib. In the starboard locker is a fire hydrant, potable water washdown bib, and fuel fill.

---

## Aft Deck

---

The teak overlay decks of the aft deck are protected overhead by the boat deck overhang. The stainless steel name board is illuminated with both blue and white concealed accent lights. To port on the transom is a passarelle wireless remote receiver eye. The entire transom hinges out on hydraulic rams to provide access to the transom garage. This also forms a large swim platform with teak overlay finish.

- Flush mounted lights, closed circuit television camera, marginized stereo speakers
- Samsung 21" color LCD TV in flush hinged hatch on electric drive
- Stainless steel framed dark smoked glass electric sliding door to the salon
- Enclosed closet, built-in cabinets, and 2 handheld fire extinguishers
- Salon door controls
- Backing station with flush hatch on pneumatic ram assist: "Elektronik" control, American Bow Thruster control, MTU analog tachometers, main engine starts/stops, and emergency stop controls
- Lockable hinged door serving as engine room/garage fidley access
- Dogged and gasketed hinged teak overlay hatch on pneumatic ram assist for emergency engine room escape
- Single part opening boarding gates
- Companionway with teak overlay treads, stainless steel handrails, and deck level lights up to the boat deck
- Marquipt Sea Stair 8-tread anodized aluminum boarding ladder with handrail  
Stainless steel pedestal mount table w/ 3 loose deck chairs with built-in bench seat aft with cushions, covers, and storage beneath
- Entertainment system touch pad control and a GFI protected 110-volt AC outlet
- Line handling stations with Lofrans reversible vertical warping windlasses operated via flush mounted footswitches
- Void storage locker with (10) Adult Type I USCG approved PFDs, (5) Child Type I USCG approved PFDs, man overboard throw ring, buoy strobe, and flare kit
- Passarelle touch pad control
- Swim ladder deploy and light control rocker switches
- Stainless steel gates with painted weatherboards to the swim platform
- Flush hatch housing the passarelle: Glendinning Cablemaster 100-amp shore power cord retrieval system, Fixed Hubble 100-amp shore cord connection, Black water dock connection, Docksidepressurized water connection

---

## Exclusions

---

Owner's personal belongings.

---

## Disclaimer

---

The Company offers the details of this vessel or yacht in good faith but cannot guarantee or warrant the accuracy of this information nor warrant the condition of the vessel. A buyer should instruct his representatives, agents, or his surveyors, to investigate such details as the buyer desires validated. This vessel or yacht is offered subject to prior sale, price change, or withdrawal without notice.

# PHOTOS

---

**Main Salon**



**Main Salon**




**Dining**



**Galley**




**Master Cabin**




**On Deck Master/VIP**



**Guest Cabin**



**Aft Deck**



## Flybridge



# CONTACTS

---

Andrey Shestakov, leading yacht broker of the sales department of Shestakov Yacht Sales Inc. Shestakov Yacht Sales Inc., the official representative of the Miami/Fort Lauderdale FL headquarters.

## Contact details

---

Email: **andrey@shestakovyachtsales.com**

Web: [shestakovyachtsales.com/en/](https://shestakovyachtsales.com/en/)

## Telephones

---

USA: **+1(954)274-4435**

## Office hours

---

Monday – Saturday: **9:00 - 21:00** EDT

Sunday: **closed**

## Address

---



Harbour Towne Marina, 850 NE 3rd St, STE 213, Dania, FL 33004