

ROOM SERVICE — WEST BAY



Builder: WEST BAY

Year Built: 2003

Model: SHELBY

Price: PRICE ON APPLICATION

Location: United States

LOA: 68' 0" (20.73m)

Beam: 20' 10" (6.35m)

Max Draft: 5' 10" (1.78m)

Cruise Speed: 18 Kts. (21 MPH)

Max Speed: 23 Kts. (26 MPH)

Our experienced yacht broker, Andrey Shestakov, will help you choose and buy a yacht that best suits your needs **Room Service — WEST BAY** from our catalogue. Presently, at Shestakov Yacht Sales Inc., we have a wide variety of yachts available on our sale's list. We also work in close contact with all the big yacht manufacturers from all over the world.

If you would like to buy a yacht **Room Service — WEST BAY** or would like help answering any questions concerning purchasing, selling or chartering a yacht, please call **+1(954)274-4435**

TABLE OF CONTENTS

TABLE OF CONTENTS	2
SPECIFICATIONS	5
Overview	5
Basic Information	5
Dimensions	5
Speed, Capacities and Weight	5
Accommodations	6
Hull and Deck Information	6
Engine Information	6
DETAILED INFORMATION	7
Introduction	7
Upgrades and Options	7
Walkthrough	8
Aft Deck	8
Salon	8
Galley	9
Pilothouse	9
Master Stateroom	10
VIP Stateroom	10
GUEST STATEROOM	10
Crew Stateroom	11
Main Deck	11
FLYBRIDGE	11
Swim Platform	11
Engine Room	12
Mechanical	12
Exclusions	12
Exclusions	12

Disclaimer	12
PHOTOS	13
large_2053306	13
Oversized aft , very spacious w Aft dining table seats easily 9	13
large_2366434	13
large_2053315	13
Full chef kitchen in Galley w all full sized fridge and appliances.	13
Pilothouse opens to galley with seating for 7	13
large_2053307	14
large_2053309	14
DSC_0015	14
VIP forward guest room is ensuite	14
large_2053324	14
large_2053326	14
large_2053327	15
Carbon fiber dash and all the electronics	15
large_2366440	15
large_2366438	15
large_2053329	15
large_2053330	15
large_2053331	16
DSC_0033	16
large_2366435	16
DSC_0037	16
large_2366439	16
large_2366436	16
large_2366437	17
DSC_0024	17
CONTACTS	18

Contact details	18
Telephones	18
Office hours	18
Address	18

SPECIFICATIONS

Overview

"Room Service" is designed for ease of use with an owner/operator in mind. She offers large walk-around side decks with port and starboard access doors from the lower helm. Great visibility from the upper and lower helm; she has a 20' beam, which allows for a very large salon and oversized full beam master, and 3 staterooms in main part of yacht, plus a separate crew quarters accessible from the very aft. She has a very large oversized aft deck with a seating area that has a very large table enough to comfortably seat 9 people for dinner. She also has high ceilings in the pilothouse that is open to galley with another large table that can comfortably seat 7. Engines have low hours 450 hours. This is an overall great value and extremely well built boat.

Basic Information

Category: SHELBY

Sub Category: Aft Cabin

Model Year: 2003

Year Built: 2003

Country: United States

Fly Bridge: Yes

Dimensions

LOA: 68' 0" (20.73m)

Beam: 20' 10" (6.35m)

Max Draft: 5' 10" (1.78m)

Speed, Capacities and Weight

Cruise Speed: 18 Kts. (21 MPH)

Max Speed: 23 Kts. (26 MPH)

Water Capacity: 400 Gallons

Holding Tank: 150 Gallons

Fuel Capacity: 1800 Gallons

Accommodations

Total Cabins: 3

Total Heads: 3

Crew Cabin: 1

Hull and Deck Information

Hull Material: Fiberglass

Hull Configuration: Semi-Displacement

Hull Finish: Aluminum

Engine Information

Engines: 2

Manufacturer: MAN

Model: D2840LE423

Engine Type: Inboard

Fuel Type: Diesel

DETAILED INFORMATION

Introduction

"Room Service" is designed for ease of use with an owner/operator in mind. She offers large walk-around side decks with port and starboard access doors from the lower helm; also great visibility from the upper and lower helm. She offers the volume of a 75 foot vessel with the ease of a 60 yacht.

The West Bay 68 offers one of the best layouts with the 20 foot beam, which enables a large Aft Deck with a large Teak table and occasional chairs, great for entertaining. Everything on the 68 West Bay is well thought-out offering a large Salon, forward and up 3 steps to a semi-raised Pilothouse and country kitchen with a large settee, with two helm chairs available as additional seating at the settee.

The Galley and Helm area offer high ceilings, that create a large open feeling not found in other yachts.

Upgrades and Options

- MAN Common Rail
- Engines (New in 2012) with 400 Hours
- Bow & Stern Thruster by Wesmar
- Twin Generators
- Teak on Aft Deck and Swim Step
- Large Aft Deck Teak Table
- New Garmin's Upper & Lower Helms with a Carbon Fiber dash
- Carpet (New 2017)
- New Fresh Water Pump
- Aft Deck covered without support posts

- Carbon Fiber Dash at Pilothouse & Flybridge
- Stabilizers by Wesmar (Serviced 2017)
- Invertor – Xantrex 1800 watts
- Port & Starboard Aft Deck Controls
- Hardtop on Flybridge
- Toilet systems has been completely gone through
- Batteries (New 2018)
- Sofa (New 2017)
- Carpet throughout (New 2017)
- Galley flooring (New 2017)
- Engines (Serviced 2018) heat exchanger, after cooler, fuel filters secondary and primary
- New TV in Salon

- Steering System (Rebuilt 2018)

Walkthrough

The West Bay 68 is designed for ease of use with an owner/operator in mind. She offers large walk-around side decks with port and starboard access doors from the lower helm. Great visibility from the upper and lower helm; she offers the volume of a 75 footer with the ease of a 60 foot vessel. This 68' West Bay "Sonship" Motoryacht offers beautiful styling, exceptional performance and amazing volume. Her 20 ft. beam offers the accommodations of an 80-90 ft. range Motoryacht. She is very easy to handle with walk-around decks, bow and stern thruster with port and starboard Aft Deck controls. Her 20' beam offers a large Aft Deck with access to swim step from the port and starboard. As you go from the Aft Deck you enter the Salon through double doors and to port is a large U-Shaped settee (re-upholstered in 2017). The Galley and Pilothouse has a large raised ceiling, like in a home, offering a very spacious feeling. The Master Stateroom and Guest Staterooms are accessed from the starboard side and down a large staircase to a lower Foyer. Going aft of the Foyer you enter a full-beam Master Stateroom with centerline king berth and ample drawer storage port and starboard, along with the His/Hers closets. The en-suite Master Head offers a separate shower stall that is also a step-down, to create a bath tub if desired. The VIP Stateroom is all the way forward with a walk-around centerline queen berth and en-suite head. The Guest Stateroom is to port with large side-by-side berths; the Guest head is across the hallway, which also doubles as a Day Head at the bottom of the stairs. The Crew Stateroom (4th Stateroom) is aft and to port with en-suite head, to starboard is a large work area with tools, vises and storage.

Aft Deck

Her 20' beam offers a large Aft Deck with access to swim step from the port and starboard.

- Teak sole
- Bridge ladder
- Stainless Steel Gates to Swim Platform Port and Starboard
- Large dining table
- U-Shaped settee (re-upholstered in 2017)
- Overhead lighting
- Port and starboard side lockers
- Huge storage locker and counter forward
- Port and starboard control stations
- Freshwater wash-down

Salon

From the Aft Deck you enter the Salon through double doors.

- Storage cabinets to starboard
- Sofa
- (2) Chairs
- Hi-Lo table
- Pop-Up TV
- (2) Air conditioners
- Hunter Douglas blinds
- Retractable door for Slider

Galley

- Galley open to Pilothouse
- Dual stainless steel sinks
- Solid surface countertops with overhead storage
- Under counter storage
- "Amana" 3-Burner Stove
- "KitchenAid" Microwave
- "Sub Zero" Side-by-Side Refrigerator
- "Broan" Compactor
- "Frigidaire" Washer & Dryer
- Dishwasher

Pilothouse

- (2) Helm chairs with arm rests
- Window sunscreen
- Stainless steel helm
- Port and starboard Pilothouse doors
- Retractable screens for Pilothouse doors
- Port side storage locker
- Vessel Monitor System
- Garmin 7616 (2017)
- Robertson Autopilot AP20
- Simrad Radar
- Furuno Depth Sounder FCV-585
- Kahlenberg Horn
- Wesmar Stabilizers Control
- Windlass Control
- Icom VHF
- ACR Searchlight
- Kobelt Engine Controls
- Compass Azimuth 4"

- KVH Tracvision G4
- Tank Tender Gauge for Fuel & Water

Master Stateroom

The Master Stateroom and Guest Staterooms are accessed from the starboard side and down a large staircase to a lower Foyer. Going aft of the Foyer you enter a full-beam Master Stateroom with centerline king berth and ample drawer storage port and starboard, along with the His/Hers closets.

The en-suite Master Head offers a separate shower stall that is also a step-down, to create a bath tub if desired.

- Full-beam Master Stateroom
- Electric baseboard heat
- Overhead lights
- Light-up vanity with stool
- Dresser
- Port and starboard nightstands
- Dedicated air conditioner
- Walk-in closet

VIP Stateroom

The VIP Stateroom is all the way forward with a walk-around centerline queen berth and en-suite head that features a shower with glass enclosure.

- Queen berth
- Hanging locker with shelf
- Port and starboard side storage shelves
- (2) Overhead opening deck hatches
- Indirect lights
- Overhead lights
- Electric baseboard heater

GUEST STATEROOM

The Guest Stateroom is to port with large side-by-side berths; the Guest Head is across the hallway, which also doubles as a Day Head at the bottom of the stairs.

- Side-by-side berths
- Opening portlight with interior cover

- (2) Lockers
- Hanging locker
- Drawer storage

Crew Stateroom

The Crew Stateroom (4th Stateroom) is aft and to port with en-suite head. To starboard is a large work area with tools, vises and storage.

- Opening portlight with interior cover
- Hanging locker
- Gunwhale side storage shelf
- Storage beneath berth
- Emergency escape hatch

Main Deck

- Port and starboard walk-around Decks
- Stainless steel rub rail
- Stainless steel deck rails
- Port and starboard boarding gates
- Navigation lights
- Courtesy lights on side decks
- Pulpit
- Fresh water wash-down in chain locker
- Raw water wash-down in chain locker
- Anchor

FLYBRIDGE

- Garmin 7616 (New 2017)
- Carbon Fiber Dash (New 2017)
- Icom VHF (New 2017)

Swim Platform

- Teak Deck
- (2) 50 Amp Shore Power Inlets
- Hot and cold shower
- Stairs to Aft Deck

- Stainless steel rails

Engine Room

- Fireboy FM200 (Serviced June 2017)
- Fuel Sight Gauges in Engine Room
- ZF Gears 550A 2.5:1

Mechanical

- Macerator pump (black water) with a plumbed back-up equal pump
- 180lb Bruce Anchor with 300 foot chain
- Muir Anchor Windlass Hydraulic
- Fireboy FM200 Engine Room extinguisher
- (2) 21.5 Ocean Generators with 1500 hours each
- Aqualift generator muffler
- Battery Chargers Newmar 40 amp "MDP" 50 amp
- Fuel Tanks 900 each have sight gauges and crossover, with deck fills directly above tanks (well- engineered)
- Nutone Central Vacuum System

Exclusions

"ROOM SERVICE" is a registered name and does not convey. The Rendova 14' Tender is not included in the sale of this vessel. Exclusions are to include but are not limited to, all owner's personal items. A detailed list of exclusions will be provided at the time of sale, upon written request.

Exclusions

Owner's personal belongings.

Disclaimer

The Company offers the details of this vessel or yacht in good faith but cannot guarantee or warrant the accuracy of this information nor warrant the condition of the vessel. A buyer should instruct his representatives, agents, or his surveyors, to investigate such details as the buyer desires validated. This vessel or yacht is offered subject to prior sale, price change, or withdrawal without notice.

PHOTOS

large_2053306



Oversized aft , very spacious w Aft dining table seats easily 9



large_2366434



large_2053315



Pilothouse opens to galley with seating for 7



Full chef kitchen in Galley w all full sized fridge and appliances.



large_2053309



large_2053307



DSC_0015



VIP forward guest room is ensuite




large_2053324



large_2053326



large_2053327




Carbon fiber dash and all the electronics




large_2366440



large_2366438



large_2053329



large_2053330



large_2053331



DSC_0033



large_2366435



DSC_0037



large_2366439



large_2366436



large_2366437



DSC_0024



CONTACTS

Andrey Shestakov, leading yacht broker of the sales department of Shestakov Yacht Sales Inc. Shestakov Yacht Sales Inc., the official representative of the Miami/Fort Lauderdale FL headquarters.

Contact details

Email: andrey@shestakovyachtsales.com

Web: shestakovyachtsales.com/en/

Telephones

USA: +1(954)274-4435

Office hours

Monday – Saturday: **9:00 - 21:00** EDT

Sunday: **closed**

Address



Harbour Towne Marina, 850 NE 3rd St,
STE 213, Dania, FL 33004