

TOTAL CHAOS VII — BENETEAU



Builder: [BENETEAU](#)

LOA: 32' 9" (9.98m)

Year Built: 2017

Beam: 11' 7" (3.53m)

Model: Trawler

Price: PRICE ON APPLICATION

Location: United States

Our experienced yacht broker, Andrey Shestakov, will help you choose and buy a yacht that best suits your needs **Total Chaos VII — BENETEAU** from our catalogue. Presently, at Shestakov Yacht Sales Inc., we have a wide variety of yachts available on our sale's list. We also work in close contact with all the big yacht manufacturers from all over the world.

If you would like to buy a yacht **Total Chaos VII — BENETEAU** or would like help answering any questions concerning purchasing, selling or chartering a yacht, please call **+1(954)274-4435**

TABLE OF CONTENTS

TABLE OF CONTENTS	2
SPECIFICATIONS	5
Overview	5
Basic Information	5
Dimensions	5
Speed, Capacities and Weight	6
Accommodations	6
Hull and Deck Information	6
Engine Information	6
DETAILED INFORMATION	7
Overview	7
Exclusions	14
Disclaimer	14
PHOTOS	15
2	15
3	15
4	15
5	15
6	15
7	15
8	16
9	16
10	16
11	16
12	16
13	16
14	17
15	17

16	17
17	17
18	17
19	17
20	18
21	18
22	18
23	18
25	19
24	19
26	19
27	19
28	20
29	20
30	20
31	20
32	21
33	21
34	21
35	21
36	22
37	22
38	22
39	22
40	22
41	22
42	23
43	23
44	23

45	23
46	23
47	23
48	24
49	24
50	24
51	24
52	24
53	24
54	25
55	25
56	25
57	25
58	25
59	25
60	25
61	25
CONTACTS	26
Contact details	26
Telephones	26
Office hours	26
Address	26

SPECIFICATIONS

Overview

"Total Chaos VII" is very clean with low hours (170hrs), all the options, excellent maintenance and she is stored indoors. The Swift Trawler 30 provides an excellent balance of style and seaworthiness combined with innovative engineering and quality construction.

Please note: In water photos are manufacturer's images: all others are this vessel which is stored indoors until spring launch.

She has the optional 370 HP Volvo D6 Diesel, 7.5KW Generator, Bow and Stern Thruster, Ray Marine Electronics . Options include upgraded teak on the decks and extended swim platform, 7.5 KW Generator, A/C and heat, Flybridge bimini, telescoping davits, wheelhouse exterior window covering, folding cockpit seats, backup camera, salon soundbar stereo, screens and custom cushions.

Total Chaos is near 2 international shipping depots and she is being offered with a 50% slip and storage discount at an upscale Rhode Island Marina. Keep in mind the RI has no sales or use tax for vessels berthed here. She is a must see if you are considering a clean and modern well maintained fast trawler with all the conveniences. Why buy new

Basic Information

Category: Trawler

Model Year: 2017

Year Built: 2017

Country: United States

Dimensions

LOA: 32' 9" (9.98m)

Beam: 11' 7" (3.53m)

MFG Length: 30' 0" (9.14m)

Speed, Capacities and Weight

Displacement: 13224 Pounds

Water Capacity: 40 Gallons

Fuel Capacity: 185 Gallons

Accommodations

Total Heads: 1

Hull and Deck Information

Hull Material: Fiberglass

Engine Information

Engines: 1

Manufacturer: Volvo Penta

Model: D6-370

Engine Type: Inboard

Fuel Type: Diesel

DETAILED INFORMATION

Overview

Accommodations

SALON

- Bench convertible into a double bed with 3 drawers
- Removable saloon table
- Side windows, opening, in grey tinted glass (black lacquered aluminum frame)
- Storage cupboards
- 3 leaved aft window door with black lacquered aluminum frame
- Full Curtains For All Windows
- Laminated Oak Flooring
- AC/Heat

GALLEY

- L-shaped galley - Includes:
- Worktop in compact Luna Anthracite
- 2 Stainless steel sinks with cold/hot water mixer taps under pressure
- 2 hob cooker and gas oven (Propane)
- Front opening refrigerator (110 V / 12 V)
- Cutlery drawer
- Storage
- Bin (Location)

OWNER'S CABIN (FORWARD)

- Double berth (6'6" x 4'12")
- Marine mattress
- 2 Closets, one with shelves
- Large storage space under berths
- 1 Opening hatch with blackout blind
- 2 Opening hull portholes with blackout blind

STARBOARD HEAD

- Base cabinet
- 2 Opening portholes
- Quiet flush electric toilet

PORT SHOWER

- Polyester shower room with teak seat
- 2 Hull portholes with blackout curtains
- Shower mixer tap with shower support
- Access trapdoor in stowage space
- Protection curtains

Deck

- Composition: Sandwich (Polyester resin - Glass fibre / Balsa core)
- White gel-coat
- Diamond tip type non-slip covering
- Structural counter moulding in monolithic laminate

DECK EQUIPMENT

- Gangway door to starboard

MOORING -ANCHORING

- Stainless steel bow fitting
- Stainless steel bow roller and swing
- 6 Mooring cleats
- Stainless steel gunwale guards
- 1 Mooring locker with self-bailer
- Hood cover
- Anchor Windlass

Cockpit

- Self-bailing cockpit
- 1 Locker in cockpit bottom gas piston assisted and lockable
- Gas cylinder locker
- Hot/cold water cockpit shower hose
- Cockpit gate in transom
- Plain solid wood decked swim platform
- 1 Stainless steel swimming ladder, in position
- 1 Access door to catwalk from cockpit with grey-tinted porthole
- Dinghy Davits

Engine & Mechanical

- Volvo D6 370hp Diesel
- Onan Generator
- Bow & Stern Thruster
- Shaft line propulsion
- Four blade propeller
- Fuel filter
- Sea water filter
- Engine room soundproofed with high density foam 40mm thick
- Air intakes for engine hold cooling, on deck
- Extinguisher
- Fuel tank deck filler Stainless steel
- Steering system: Hung rudder, in stainless steel
- Hydraulic steering
- Electric trim tabs

Flybridge

- Flybridge self-bailing
- Stainless steel access ladder to flybridge with plain solid wood steps and handrails stainless steel
- polyester trap door with gas piston
- Grey tinted windscreen in PMMA
- Stainless steel pulpit surrounding aft of flybridge
- Mast, Navigation light mounting, Radar, Aerials and deck spotlight
- Pilot console with control panel including: Electric engine controls*, Electric windlass control, Thruster* and Flaps
- Fuel gauge indicator
- Tiller angle indicator
- Space for navigation electronics
- Steering wheel Stainless steel
- Steering compass
- Hydraulic steering
- Socket 12 V
- 1 Adjustable pilot seat
- flybridge saloon to port consisting of L-shaped bench seat with fitted storage space

Electronics

Lower & Upper Helm Electronics:

- Raymarine VHF Radio
- Raymarine Large Hybrid Touch Display
- GPS Chartplotter

- Digital Sounder Module
- Backup Camera
- Raymarine Autopilot
- Volvo Digital Engine Readouts

Manufacturer Provided Description

Manufacturer Provided Description

First born of the latest generation of trawlers designed by Beneteau, the Swift Trawler 30 exudes the pedigree of a range uniting maritime adventure with travelling culture. Cut out for the high seas, the Swift Trawler 30 is surprisingly comfortable and her autonomy and many fittings are reassuring, making life on board much easier. With a clear-cut combination of style and seaworthiness, you will be tempted by the energy performance of this elegant voyager second to none.

With hand rails omnipresent, high pulpits and a large well-protected starboard walkway, the Swift Trawler 30 maximizes the safety of movements on board. Unique on this type of boat, the panoramic view from the steering station makes for easy driving unobstructed by any obstacle. With an autonomy of around 200 miles at a cruising speed and large water tank capacities, the Swift Trawler 30 will take you to places where no other craft of a similar size would dare adventure. Designed for a comfortable lifestyle on board, bright but also simple and practical, the Swift Trawler 30 provides multiple modular fittings. The interior space is optimized reflecting the large open spaces you will be bound to explore. The cockpit opens onto the sea in the form of a terrace, with foldaway seats, a convertible sofa, and a well-designed table sliding beneath the seats to increase the amount of space in this reception area, and suiting all crew configurations.

Hull

- Composition: Sandwich (Polyester resin - Glass fibre / Balsa core)
- White gel-coat
- Structural hull counter moulding in monolithic laminate (Polyester resin - Glass fibre)
- Profile: Semi-floating hull
- Stainless steel guard sheer rail on hull

Deck

- Composition: Sandwich (Polyester resin - Glass fibre / Balsa core)
- White gel-coat
- Diamond tip type non-slip covering
- Structural counter moulding in monolithic laminate

DECK EQUIPMENT

- Gangway door to starboard

MOORING -ANCHORING

- Stainless steel bow fitting
- Stainless steel bow roller and swing
- 6 Mooring cleats (L 300mm)
- Stainless steel gunwale guards
- 1 Mooring locker with self-bailer
- Hood cover

Cockpit

- Self-bailing cockpit
- 1 Locker in cockpit bottom gas piston assisted and lockable
- Gas cylinder locker
- Hot/cold water cockpit shower hose
- Cockpit gate in transom
- Plain solid wood decked swim platform
- 1 Stainless steel swimming ladder, in position
- 1 Access door to catwalk from cockpit with grey-tinted porthole

Accommodations

- Alpi Mahogany interior wood
- Milano oak laminated floors

SALOON

- Headroom: 1,95 m / 6'5"
- Bench convertible into a double bed with 3 drawers (optional extras: 2 pouffes)
- Removable saloon table
- Side windows, opening, in grey tinted glass (black lacquered aluminium frame)
- Storage cupboards
- 3 leaved aft window door with black lacquered aluminium frame
- Antenna pre-wiring with twin socket (digital or satellite)

GALLEY

- Headroom: 1,95 m / 6'5"
- L-shaped galley - Includes:
- Worktop in compact Luna Anthracite
- 2 Stainless steel sinks with cold/hot water mixer taps under pressure
- 2 hob cooker and gas oven (without Grill)

- Front opening refrigerator (Supply 220 V / 12 V)
- Cutlery drawer
- Storage
- Bin (Location)

OWNER'S CABIN (FORWARD)

- Headroom: 1,95 m / 6'5''
- Double berth (1,99 x 1,52 m / 6'6'' x 4'12'')
- Marine mattress
- 2 Closets, one with shelves
- Large storage space under berths
- 1 Opening hatch with blackout blind
- 2 Opening hull portholes with blackout blind

STARBOARD HEADROOM (2 cabins layout)

- Headroom: 1,95 m / 6'5''
- Polyester shower room
- Mirror
- Upper cupboard (with socket)
- Base cabinet
- 2 Opening portholes
- Quiet flush electric toilet
- Washbasin
- Mixer tap
- Shower mixer tap with shower support
- Protection curtains

STARBOARD HEADROOM (1 cabin version)

- Headroom: 1,95 m / 6'5''
- Polyester shower room
- Mirror
- Upper cupboard (with socket)
- Base cabinet
- 2 Opening portholes
- Quiet flush electric toilet
- Washbasin
- Mixer tap

PORT HEADROOM (1 cabin version)

- Polyester shower room with teak seat
- 2 Hull portholes with blackout curtains
- Shower mixer tap with shower support

- Access trapdoor in stowage space
- Protection curtains

GUEST CABIN (2 cabins layout)

- Headroom: 1,95 m / 6'5"
- Bunk beds (1,85 x 0,58 m / 6'1" x 1'11")
- Marine mattress
- Base cabinet
- Storage under berth
- 2 Opening portholes

Engine

- Shaft line propulsion
- Four blade propeller
- Volvo D6-370hp Diesel with 170 hours
- Fuel filter with decanter
- Sea water filter
- Engine room soundproofed with high density foam 40mm thick
- Air intakes for engine hold cooling, on deck
- Extinguisher
- Fuel tank deck filler Stainless steel
- Aluminium fuel tank(s) (Capacity 800 l)
- Steering system: Hung rudder, in stainless steel
- Hydraulic steering
- Electric trim tabs

Electrical

- Electrical panel 12 V / 220 V
- Shore power socket 220 V
- 2 Engine batteries 12 V 50 Ah
- 1 Service battery 12 V 140
- Battery charger
- 2 Sockets 12 V
- Interior lighting (Overhead lights, reading lights)
- Outside lighting (Navigation lights, Mooring light, Spot cockpit)

Flybridge

- Flybridge self-bailing
- Stainless steel access ladder to flybridge with plain solid wood steps and handrails stainless steel

- polyester trap door with gas piston
- Grey tinted windscreen in PMMA
- Stainless steel pulpit surrounding aft of flybridge
- Mast, Navigation light mounting, Radar, Aerials and deck spotlight
- Pilot console with control panel including: Electric engine controls*, Electric windlass control, Thruster* and Flaps
- Fuel gauge indicator
- Tiller angle indicator
- Space for navigation electronics
- Steering wheel Stainless steel
- Steering compass
- Hydraulic steering
- Fog horn
- Socket 12 V
- 1 Adjustable pilot seat
- flybridge saloon to port consisting of L-shaped bench seat with fitted storage space and removable plain solid wood table - (Cushions ??Columbia??)

Exclusions

Owner's personal belongings.

Disclaimer

The Company offers the details of this vessel or yacht in good faith but cannot guarantee or warrant the accuracy of this information nor warrant the condition of the vessel. A buyer should instruct his representatives, agents, or his surveyors, to investigate such details as the buyer desires validated. This vessel or yacht is offered subject to prior sale, price change, or withdrawal without notice.

PHOTOS

2



3



4



5



6



7



8



9



10



11



12



13



14



15



16



17




18



19



20



21



22



23



24



25



26



27



28



29



30



31



32



33



34



35



36




37



38



39



40



41



42



43



44




45



46



47



48



49



50



51



52



53



54



55



56



57



58




59



60



61



CONTACTS

Andrey Shestakov, leading yacht broker of the sales department of Shestakov Yacht Sales Inc. Shestakov Yacht Sales Inc., the official representative of the Miami/Fort Lauderdale FL headquarters.

Contact details

Email: andrey@shestakovyachtsales.com

Web: shestakovyachtsales.com/en/

Telephones

USA: +1(954)274-4435

Office hours

Monday – Saturday: **9:00 - 21:00** EDT

Sunday: **closed**

Address



Harbour Towne Marina, 850 NE 3rd St,
STE 213, Dania, FL 33004