

## DOUBLE DIAMOND — ASPEN



**Builder:** [Aspen](#)

**Year Built:** 2019

**Model:** Catamaran

**Price:** PRICE ON APPLICATION

**Location:** United States

**LOA:** 42' 6" (12.95m)

**Beam:** 13' 10" (4.22m)

**Min Draft:** 3' 2" (0.97m)

**Max Draft:** 3' 4" (1.02m)

**Cruise Speed:** 18 Kts. (21 MPH)

**Max Speed:** 22 Kts. (25 MPH)

Our experienced yacht broker, Andrey Shestakov, will help you choose and buy a yacht that best suits your needs **DOUBLE DIAMOND — Aspen** from **our catalogue**. Presently, at **Shestakov Yacht Sales Inc.**, we have a wide variety of yachts available on **our sale's list**. We also work in close contact with all the big **yacht manufacturers** from all over the world.

If you would like to buy a yacht **DOUBLE DIAMOND — Aspen** or would like help answering any questions concerning purchasing, selling or chartering a yacht, please call **+1(954)274-4435**

---

# TABLE OF CONTENTS

---

TABLE OF CONTENTS	2
SPECIFICATIONS	6
Basic Information	6
Dimensions	6
Speed, Capacities and Weight	6
Accommodations	6
Hull and Deck Information	6
Engine Information	7
DETAILED INFORMATION	8
Walkthrough	8
Galley/Salon Area	8
Lower Helm Area	9
Portside Aft Cabin	9
Starboard Side Aft Cabin	9
Starboard Guest Head	9
Master Cabin	10
Master Head	10
Foredeck	10
Cockpit	11
Flybridge	11
Engine Area/Mechanical Equipment	12
Electrical Systems	12
Interior Notes	12
Construction Notes	12
Remarks	13
Exclusions	13
Disclaimer	13
Exclusions	13

Disclaimer	13
PHOTOS	15
Main Deck Looking Forward	15
Galley Looking Forward	15
Galley Looking Aft	15
Refrigeration	15
Microwave	15
Dining Settee	15
Dining Settee	15
Looking Aft	15
Reclined Seats	16
Electric Table with Filler Cushions	16
Helm	16
Custom Helm Seats	16
Port 12 Inch Garmin	16
Center 16 Inch Garmin	16
Starboard 12 Inch Garmin	16
Port Helm	16
Starboard Helm	17
Starboard Helm Return	17
Main DC Panel	17
Main AC Panel	17
Entrance to Port Cabin	17
Port Cabin	17
Port Cabin Quarter Berth	17
Entrance to Starboard Cabin	17
Starboard Queen Size Berth	18
Starboard Guest Head	18
Starboard Guest Head	18

---

Starboard Side Walk Thru to Master	18
Starboard Side Master	18
Starboard Side Vanity Area	18
King Berth Starboard Side	18
Portside Entrance to Master	18
Master Cabin Portside	19
King Size Berth Looking Forward	19
King Size Berth Looking Aft	19
1 of 2 Hanging Lockers	19
Master Head	19
Bow Area	19
Anchor Detail	19
Bow Area	19
Brow Area	20
Wider Starboard Side Deck	20
Portside Deck	20
Solar Glass on House Sides	20
Cockpit Bar	20
Opening Bulkhead	20
Bulkhead Open	20
Stern Seat	20
Stern Table	21
Stern Table	21
Insulated Cockpit Cooler	21
Walker Bay RIB	21
Swim Platform	21
Blue Underwater Lights	21
Warm White Underwater Lights	21
Bright White Underwater Lights	21

---

---

Flybridge Helm	22
Helm	22
Starboard Side Flybridge Settee	22
Flybridge Aft Seat	22
Flybridge Aft Seat	22
(4) Solar Panels	22
Flybridge Ladder Access	22
Upgraded Engine	22
Volvo D 6	23
Fuel Filter	23
Kohler Generator	23
Stainless Name	23
Bow Quarter	23
Stern Quarter	23
Aspen 120	23
Flybridge GA	23
Main Deck GA	24
<b>CONTACTS</b>	<b>25</b>
Contact details	25
Telephones	25
Office hours	25
Address	25

---

# SPECIFICATIONS

---

## Basic Information

---

**Category:** Catamaran

**Model Year:** 2019

**Year Built:** 2019

**Country:** United States

**Vessel Top:** Bimini Top

## Dimensions

---

**LOA:** 42' 6" (12.95m)

**Beam:** 13' 10" (4.22m)

**Min Draft:** 3' 2" (0.97m)

**Max Draft:** 3' 4" (1.02m)

## Speed, Capacities and Weight

---

**Cruise Speed:** 18 Kts. (21 MPH)

**Max Speed:** 22 Kts. (25 MPH)

**Displacement:** 24000 Pounds

**Gross Tonnage:** 12 Pounds

**Water Capacity:** 100 Gallons

**Holding Tank:** 80 Gallons

**Fuel Capacity:** 229 Gallons

## Accommodations

---

**Total Cabins:** 3

**Total Heads:** 2

## Hull and Deck Information

---

**Hull Material:** Fiberglass

**Deck Material:** Fiberglass

**Hull Configuration:** Catamaran

**Hull Designer:** L. Graf

**Exterior Designer:** L. Graf

**Interior Designer:** L. Graf

---

## Engine Information

---

**Engines:** 1

**Manufacturer:** Volvo

**Model:** D-6

**Engine Type:** Inboard

**Fuel Type:** Diesel

# DETAILED INFORMATION

## Walkthrough

Boarding DOUBLE DIAMOND is via the starboard side swim platform from a floating dock or onto the port or starboard gunwales from a fixed dock.

The spacious Cockpit has both fixed seating and removable stools at the aft bar. For suitable weather the starboard side window of aft bulkhead swings up to open the dinette to the Aft Deck bar area.

The Cabin entry door is slightly to port. Immediately upon entering are steps to the portside single berth cabin. Back on the main level the Galley is to port with a large U shaped dinette to starboard. Next forward is the Companionway to the Starboard Guest Cabin and Head.

All the way forward on the main level is the Lower Control Station slightly to starboard. Steps to port lead to the private full beam Master Cabin. Just aft is the private Head. A unique feature of this model is access to the port Guest Head from the portside of the Master effectively creating a His and Her Head layout when the boat is not fully occupied.

## Galley/Salon Area

Equipment includes: Corian Galley countertop  
Side by side under counter Nova Kool fridge & freezer w/stainless steel front panels  
Stainless steel Force 10 LPG 3 burner propane stove & oven w/sea rails  
20 lb. Propane tank stored in Swim Platform locker  
6 Person dinette w/high gloss teak table & folding leaf w/electric table lift, Ultra Leather upholstery  
24" x 18" Storage area under dinette table under a hinged teak cover  
Power recliner seats, at both ends of dinette, partially recline for comfort  
Compass Rose inlay on dinette teak table, table lowers electrically to berth height & has (2) custom cushions to sleep 2, length 6' 6"  
GE 800 w/ stainless steel microwave in cabinet to starboard  
Amtico teak & holly sole  
Stainless steel double sink w/Corian covers  
Removable spray faucet  
Stainless steel sea rails  
(7) Teak drawers  
(2) Teak cabinet doors under sink  
Tiled backsplash  
Opening sliding window over sink  
(3) Teak cabinets overhead for glass storage  
Wine glass rack  
(4) Fusion stereo speakers  
(4) Directional lights in corners  
Retractable pleated shades, port & starboard  
(3) Matching teak cabinets overhead to starboard  
(2) Teak drawers under dinette  
Centerline teak handrail  
(9) Overhead LED lights  
Digital AC controls  
Wallas Diesel fired heat control  
DC accessory outlets  
Shallow top loading storage area for placemats, etc. w/Corian covers adjacent to sink  
DC low level courtesy lighting  
32" Fold down TCL, Roku TV over helm seats  
LED strip lights under each of the outboard overhead cabinets  
LED strip lights either side of centerline ceiling feature



## Lower Helm Area

---

Sea Star tilt stainless steel helm wheel w/speed knob Volvo electronic engine control w/cruise control & slow speed setting Garmin 16" 7616 MFD touchscreen (2) Garmin 12" 7612 MFD touchscreen Garmin autopilot, GPH 20 w/smart pump Garmin AIG 600 (send & receive) Icom M-506 VHF Side Power dual joystick bow/stern thruster controls Garmin autopilot remote control Side Power thruster remote Lenco trim tab controls w/indicator lights Volvo 4" color engine data panel Volvo push to start control (4) Windshield wipers/washers Ritchie 4" Ritchie magnetic compass (2) KVS analog fuel gauges (2) KVS analog water gauges (2) KVS analog waste tank gauges Teak helm panel, surrounding Garmin screens (2) Stainless steel cup holders (2) Bentley's helm seats w/teak footrest & Ultra Leather upgrade Stainless steel footrest 12 Volt accessory outlet Hinged top storage locker to starboard Sliding opening window starboard side (3) Overhead LED lights Defroster vents Low level courtesy lights (7) Bilge pump switches (2) Small storage cabinets below helm seat Fusion AV 755 AM/FM/CD/DVD stereo

## Portside Aft Cabin

---

Entered from four steps just inside the Salon door is an overwide single cabin in the port hull. The twin size  $\frac{1}{4}$  berth has an outboard bolster and a teak shelf above. There are two opening Bomar portholes, a storage locker aft, three overhead lights and a directional reading light. The cabin sole is Amtico teak and holly. Folding doors give privacy as needed.

## Starboard Side Aft Cabin

---

The cabin is reached from centerline steps on the starboard side. The four small steps open to reveal two bottle wine storage beneath each step. A queen size berth is aft of the entry. At the head of the berth is a square Bomar access hatch into the Cockpit.

At the foot of the berth is a teak hanging locker, shelf and dressing mirror. Two carpeted steps give access to the berth.

There is a full size entry door.

Under the berth are access hatches to the transmission and muffler.

## Starboard Guest Head

---

Next forward is the private head with a full size access door. Within is a Dometic electric toilet, above counter stainless steel sink on a Corian countertop with a lighted storage cabinet below.

Above is a mirrored three shelf medicine cabinet, another mirror panel and a teak shelf. An additional medicine cabinet is behind the entry door. Above is an opening Bomar porthole. Next forward is a large shower with a handheld or wall mounted fixture and a teak grate sole. Removable shower curtains are fore and aft. The head also has an exhaust fan, three overhead LED lights, low level LED lighting and a door at the forward end of the shower into the Master Cabin creating a His/Her Head layout.

## Master Cabin

---

Four steps leading below, outboard from the helm is the entrance to the Master Cabin and Head. Two of the steps offer wine bottle storage within. Two storage cabinets are at the base of the steps.

All varnished sole panels in this area have storage below.

Forward, the Master Cabin has a raised full size king berth with two large Bomar deck hatches above. The hatches have Ocean Air sliding privacy panels and screens.

Each side of the berth has an auto lit hanging locker, a two door two locker with shelf, a stereo speaker, two reading lights, fore and aft, DC outlet and two carpeted steps, four port, three starboard, for easy access.

The starboard side has a make up area with flip down table and lighted mirror.

In addition the portside has four locker drawers and two storage drawers. Overhead are six LED lights on a dimmer.

This cabin is huge for a 42' boat utilizing the yacht's full beam for a king size centerline berth rarely found below 70'!

## Master Head

---

Just outside and aft the Master Cabin is the Master Head with a teak vanity and an above counter stainless steel sink on a Corian counter.

The toilet is a Dometic electric toilet. The stall shower has a handheld or wall mountable fixture, a folding seat and teak grate sole and a shower curtain.

Also in the Head is an AC vent, an exhaust fan and an opening Bomar stainless steel porthole.

## Foredeck

---

Fiberglass nonskid decking 1 ½ " Stainless steel bow rails Bow anchor roller w/anchor

Fiberglass nonskid decking (2) Stainless steel bow transom anchor roller w/anchor lock & bitter end cleats Lewmar stainless steel Pro Services 1000 windlass Up & down foot switches for windlass Fortress FX-23 anchor Bow seating pad w/removable cushions Bow pennant staff (2) Large Bomar deck hatches into Master Cabin 3 Piece frameless windshield (4) Pantograph windshield wipers & washers Full side deck railings 1 ½" stainless steel Mirror, solar guard, frameless house side windows w/opening inserts 14" Starboard side deck walkaround 8" Portside deck walkaround International (2 mile) LED Nav lights Spring line cleats Port & starboard house side grab rails, full length of cabin

## Cockpit

Fiberglass 12.5' x 8' Aft Cockpit sole (6) Cockpit LED courtesy lights Lighted Aspen floor logo Cockpit molded stern seat w/teak table Port & starboard Cockpit Lazarette storage FRP Swim Platform w/4 step ladder, storage seat w/cushion on Swim Platform, propane storage & freezer storage under seat Stainless hinged steel transom door Raw water wash down with stainless steel hose bib Oversized waste tank vents 8 Step, ladder access, to Flybridge Aspen stainless steel electric lift davit system, unique, simple & efficient, five step swim ladder w/handrail is incorporated into the davit system 10' 2" Walker Bay RIB tender w/9.9 HP electric start Honda Tender cover Motor cover (2) Burnewiin mounts & drain systems, for a stowable platform for down riggers Cockpit insulated icebox 3.2 cu. Ft. Cockpit Sunbrella sail, sunshade w/s/s supports & storage bag, pole supports double as rod holders Custom s/s flagpole on davit Port & starboard underwater lights Cockpit 110 volt outlet added Removable teak table w/cover on forward bulkhead by opening window Rod storage overhead for (4) rods (2) Stereo speakers Aft facing KJM CCTV camera Cockpit hot & cold shower to port DC accessory outlets Low level LED deck lighting Starboard side storage locker holds the teak aft table w/a padded storage cover (3) Fold up cleats on swim platform

## Flybridge

Ladder access from portside Cockpit Fiberglass nonskid sole Portside helm Volvo 4" engine display Electronic engine controls Side Power dual thruster control pad Springfield upholstered pedestal helm seat Stainless steel folding arch Bimini top, Sunbrella, fore & aft of arch HD over air TV antennas Garmin 7612 MFD display Garmin 24" HD Fantom radar antenna Electric trumpet horns Stainless steel aft Flybridge rail Venturi windscreen w/stainless steel & plexi windscreen L shaped seat to starboard w/storage locker Hi-lo table in front of settee Sunbed aft w/removable backrest Full bridge cover, blue Sunbrella Hatch over Aft Deck/Bridge steps Garmin autopilot control Volvo start panel Fusion stereo head Tilt stainless steel helm wheel w/speed knob Windlass control Lenco trim tab control w/indicator lights Stainless steel cup holder Fusion stereo speakers Storage under bench seats Solar panels on aft Bimini top (4) 100 watt panels w/3000 watt controller at helm

## Engine Area/Mechanical Equipment

Starboard side hull, hinged FRP 3 piece hatch w/3 step ladder access Upgrade 430 HP D-6 (\$22,800.00) Expedition fuel tanks, (1) 137g & (1) 92g Hot water tap off engine for house water system 11 Gal. hot water heater plus engine tap in loop (2) 15,000 BTU air conditioners (1) Engine compartment 1600 gph crash pump (7) Auto/manual bilge pumps, one per compartment, (4) port, (3) starboard Side Power 6" bow thruster Side Power 6" stern thruster (2) 24" Lenco stainless steel trim tabs w/indicator 2" Stainless steel prop shaft 23" x 20" 4 Blade main prop Spare prop Wallace Diesel fired 30 GB furnace 110 Volt outlet in Engine Room AC water pump & strainer Toilet Y valve (2) 12V toilet pumps 12V Snorkel pump 12V Raw water wash down pump Garmin 12V Smart gauge for autopilot Dual 12 volt freshwater pumps Generator remote fuel filter Dual Racor 500 fuel filters w/a vacuum gauge

## Electrical Systems

12 Volt DC systems 110 Volt AC systems 6 KW Kohler generator in port hull, 87 hours Volvo 115 amp alternator House battery 110 amp alternator Blue Seas 12 volt panel w/(24) breaker protected circuits Blue Seas 12 volt panel amp & volt meters in digital VSM systems monitor Blue Seas 120 volt panel w/(20) breaker protected circuits Blue Seas M-2 digital volt, amp, HZ meter Mastervolt 12 amp start battery charger Magnum 2000 watt w 100 amp 120 - 12 volt inverter w/60 amp house battery charger w/panel at helm (4) AGM DC 224 amp hour 6 volt house batteries (4) AGM DC 12 volt batteries for engine generator, electric & thruster 12 & 120 volt outlets throughout, GFCI as needed (3) Remote battery switches Solar Boost 3000i by Blue Sky Energy, digital solar charge controller 8 Point Aqua Alarm bilge pump counter system AC Buss 1 & 2 shore/generator selector switches Emergency parallel battery switch in Engine Room Stern thruster battery switch Bow thruster battery switch Generator battery shutoff switch

## Interior Notes

All interior doors are gasketed for noise/vibration Cabin CO detectors Cabin smoke alarm Each porthole has a removable cover for privacy

## Construction Notes

- Premium vinyl ester/ISO composites
- ISO NPG gelcoat, UV stabilized
- Full keel protection w/stainless steel sandbar for prop, shaft, rudder protection

- Kevlar reinforced bow
- Tinned marine grade wire harness
- Blue Sea Systems electrical components
- Bel Air blue gelcoat hull
- Hull divided into 7 watertight compartments each with a bilge pump. Two bow compartments filled with foam up to the waterline

---

## Remarks

Custom ordered by her only owner with countless custom upgrades. After lots of research the owner settled on Aspen Power Catamarans for their innovative systems, timeless styling and the unique two hull, one engine approach to efficiency, simplicity and innovation.

Like new DOUBLE DIAMOND is regrettably offered for sale.

---

## Exclusions

None - fully equipped with dishes, pots and pans, cutlery, fish gear, etc.

---

## Disclaimer

The Company offers the details of this vessel in good faith but cannot guarantee or warrant the accuracy of this information nor warrant the condition of the vessel. A buyer should instruct his agents, or his surveyors, to investigate such details as the buyer desires validated. This vessel is offered subject to prior sale, price change, or withdrawal without notice.

---

## Exclusions

Owner's personal belongings.

---

## Disclaimer


The Company offers the details of this vessel or yacht in good faith but cannot guarantee or warrant the accuracy of this information nor warrant the condition of the

vessel. A buyer should instruct his representatives, agents, or his surveyors, to investigate such details as the buyer desires validated. This vessel or yacht is offered subject to prior sale, price change, or withdrawal without notice.


# PHOTOS

---


**Main Deck Looking Forward**



**Galley Looking Forward**




**Galley Looking Aft**



**Refrigeration**




**Microwave**



**Dining Settee**



**Dining Settee**



**Looking Aft**



**Reclined Seats**



**Electric Table with Filler Cushions**



**Helm**



**Custom Helm Seats**




**Port 12 Inch Garmin**




**Center 16 Inch Garmin**



**Starboard 12 Inch Garmin**



**Port Helm**





**Starboard Helm**



**Starboard Helm Return**



**Main DC Panel**



**Main AC Panel**



**Entrance to Port Cabin**



**Port Cabin**



**Port Cabin Quarter Berth**



**Entrance to Starboard Cabin**



**Starboard Queen Size Berth**



**Starboard Guest Head**



**Starboard Guest Head**



**Starboard Side Walk Thru to Master**




**Starboard Side Master**




**Starboard Side Vanity Area**



**King Berth Starboard Side**



**Portside Entrance to Master**




**Master Cabin Portside**



**King Size Berth Looking Forward**




**King Size Berth Looking Aft**



**1 of 2 Hanging Lockers**




**Master Head**




**Bow Area**



**Anchor Detail**



**Bow Area**




**Brow Area**



**Wider Starboard Side Deck**




**Portside Deck**



**Solar Glass on House Sides**



**Cockpit Bar**




**Opening Bulkhead**



**Bulkhead Open**



**Stern Seat**



**Stern Table**



**Stern Table**



**Insulated Cockpit Cooler**



**Walker Bay RIB**




**Swim Platform**



**Blue Underwater Lights**




**Warm White Underwater Lights**



**Bright White Underwater Lights**




**Flybridge Helm**



**Helm**




**Starboard Side Flybridge Settee**



**Flybridge Aft Seat**




**Flybridge Aft Seat**



**(4) Solar Panels**



**Flybridge Ladder Access**



**Upgraded Engine**



**Volvo D 6**



**Fuel Filter**



**Kohler Generator**



**Stainless Name**




**Bow Quarter**



**Stern Quarter**




**Aspen 120**



**Flybridge GA**



## Main Deck GA





# CONTACTS

---

Andrey Shestakov, leading yacht broker of the sales department of Shestakov Yacht Sales Inc. Shestakov Yacht Sales Inc., the official representative of the Miami/Fort Lauderdale FL headquarters.

## Contact details

---

Email: **andrey@shestakovyachtsales.com**

Web: [shestakovyachtsales.com/en/](https://shestakovyachtsales.com/en/)

## Telephones

---

USA: **+1(954)274-4435**

## Office hours

---

Monday – Saturday: **9:00 - 21:00** EDT

Sunday: **closed**

## Address

---



Harbour Towne Marina, 850 NE 3rd St, STE 213, Dania, FL 33004