

## ROCINANTE — GRAND BANKS



**Builder:** GRAND BANKS

**Year Built:** 1974

**Model:** Trawler

**Price:** PRICE ON APPLICATION

**Location:** United States

**LOA:** 36' 4" (11.07m)

**Beam:** 12' 3" (3.71m)

**Max Draft:** 4' 0" (1.19m)

**Cruise Speed:** 8.5 Kts. (10 MPH)

Our experienced yacht broker, Andrey Shestakov, will help you choose and buy a yacht that best suits your needs **Rocinante — GRAND BANKS** from **our catalogue**. Presently, at **Shestakov Yacht Sales Inc.**, we have a wide variety of yachts available on **our sale's list**. We also work in close contact with all the big **yacht manufacturers** from all over the world.

If you would like to buy a yacht **Rocinante — GRAND BANKS** or would like help answering any questions concerning purchasing, selling or chartering a yacht, please call **+1(954)274-4435**

# TABLE OF CONTENTS

|                                    |    |
|------------------------------------|----|
| TABLE OF CONTENTS                  | 2  |
| SPECIFICATIONS                     | 5  |
| Overview                           | 5  |
| Basic Information                  | 5  |
| Dimensions                         | 5  |
| Speed, Capacities and Weight       | 5  |
| Accommodations                     | 5  |
| Hull and Deck Information          | 6  |
| Engine Information                 | 6  |
| DETAILED INFORMATION               | 7  |
| Exclusions                         | 8  |
| Disclaimer                         | 8  |
| PHOTOS                             | 9  |
| Stbd view                          | 9  |
| Port view                          | 9  |
| Port stern view                    | 9  |
| Stbd stern view                    | 9  |
| Stern view                         | 9  |
| Aft coachtop                       | 9  |
| Dinghy storage-dinghy not included | 9  |
| Stbd passageway                    | 9  |
| Port passageway                    | 10 |
| Pulpit                             | 10 |
| From bow                           | 10 |
| From bow                           | 10 |
| From bow                           | 10 |
| Bridge deck                        | 10 |
| Bridge deck                        | 10 |

---

|             |    |
|-------------|----|
| Bridge deck | 10 |
| Bridge deck | 11 |
| Lower helm  | 11 |
| Helm        | 11 |
| Galley      | 11 |
| Galley      | 11 |
| Galley      | 11 |
| Salon       | 11 |
| Salon       | 11 |
| Salon       | 12 |
| Salon       | 12 |
| Salon       | 12 |
| Salon       | 12 |
| Salon       | 12 |
| Fwd cabin   | 12 |
| Fwd cabin   | 12 |
| Fwd cabin   | 12 |
| Fwd cabin   | 12 |
| Fwd cabin   | 13 |
| Fwd head    | 13 |
| Fwd head    | 13 |
| Fwd head    | 13 |
| Aft cabin   | 13 |
| Aft cabin   | 13 |
| Aft cabin   | 13 |
| Aft cabin   | 13 |
| Aft cabin   | 14 |
| Aft cabin   | 14 |
| Aft cabin   | 14 |
| Aft head    | 14 |

---

---

|                  |    |
|------------------|----|
| Aft head         | 14 |
| Aft head         | 14 |
| Electronics      | 14 |
| Nameplate        | 14 |
| Electronics      | 15 |
| Electronics      | 15 |
| Electrical panel | 15 |
| Hour meters      | 15 |
| John Deere 404   | 15 |
| John Deere 404   | 15 |
| John Deere 404   | 15 |
| CONTACTS         | 16 |
| Contact details  | 16 |
| Telephones       | 16 |
| Office hours     | 16 |
| Address          | 16 |

---

# SPECIFICATIONS

---

## Overview

---

Stylish classic with great accommodations and craftsmanship. Roomy salon with dinette, settee and inside helm. Guest stateroom forward has 2 single berths and ensuite head. Aft is the master stateroom with a double and single berth and ensuite head with shower. The flybridge helm station provides roomy seating. Vessel is the ideal cruising boat known for its seaworthiness and comfortable ride. She is powered by T-135 HP John Deere 404's with 1500 hours. She cruises at 8.5 knots at 1500 RPM and at cruise burns only 4 GPH.

## Basic Information

---

**Category:** Trawler

**Model Year:** 1974

**Year Built:** 1974

**Country:** United States

## Dimensions

---

**LOA:** 36' 4" (11.07m)

**LWL:** 35' 0" (10.67m)

**Beam:** 12' 3" (3.71m)

**Max Draft:** 4' 0" (1.19m)

**MFG Length:** 36' 0" (10.97m)

## Speed, Capacities and Weight

---

**Cruise Speed:** 8.5 Kts. (10 MPH)

**Displacement:** 23300 Pounds

**Water Capacity:** 170 Gallons

**Fuel Capacity:** 400 Gallons

## Accommodations

---

**Total Cabins:** 2

**Total Berths:** 7

**Total Heads:** 2

---

## Hull and Deck Information

---

**Hull Material:** Fiberglass

---

## Engine Information

---

**Engines:** 2

**Manufacturer:** John Deere

**Model:** 404

**Engine Type:** Inboard

**Fuel Type:** Diesel

---

# DETAILED INFORMATION

---

## Accommodations

Aft stateroom features two berths, one to starboard and one to port, private head and shower with vanity and sink, companion way door to aft deck, large hanging locker, two drawers to port and two to starboard, six drawers aft, opening ports with screens. Forward stateroom offers v-berth, two drawers above a large hanging locker, three drawers under port berth, three drawers under starboard berth, two large port windows, overhead hatch w/ screen, private head with vanity and sink.

---

## Galley and Head

AC/DC Refrigerator/Freezer  
3-Burner Princess electric stove  
Hot & cold pressurized water  
SS sink  
Lots of cabinets & drawers  
New Tecma electric head  
New Jabsco manual forward head  
New holding tank, all new hoses  
New Raritan hot water tank  
New water pump

---

## Hull & Deck

Newly rebuilt Ideal Windlass  
Bimini top on bridge  
Teak decks in good condition  
Teak hand rails  
Dinghy shown is not included

---

## Electrical

Onan 7.5kw generator  
(4) 8D deep cycle batteries  
(1) Grp 27 dedicated generator starting battery  
12VDC panel w/ breakers  
120VAC panel w/ breakers  
Xantrex true charge 40 amp battery charger

---

## Electronics and Navigation

Morse controls  
New Garmin Radar with network upper and lower plotter  
Standard VHF radio  
New VHF with remote Commander2  
New Ritchie compasses  
Windlass controls

Full instrumentation at bridge helm  
Datamarine depth  
Ritchie compass  
Windlass controls  
VHF hand mic  
Search light

---

## Upgrades

---

New Tecma electric head  
New Jabsco manual forward head  
New holding tank, all new hoses  
New Raritan hot water tank  
New water pump  
Newly rebuilt Ideal Windlass  
New Garmin Radar with network upper and lower plotter  
New VHF with remote Commander2  
New Ritchie compasses

---

**Dimensions** Length at Waterline: 35 Displacement: 23300

---

## Tanks

Fuel: 400 New  
Fresh Water: 170 New  
Holding: 25 New

---

**Disclaimer** The Company offers the details of this vessel in good faith but cannot guarantee or warrant the accuracy of this information nor warrant the condition of the vessel. A buyer should instruct his agents, or his surveyors, to investigate such details as the buyer desires validated. This vessel is offered subject to prior sale, price change, or withdrawal without notice.

---

## Exclusions

Owner's personal belongings.

---

## Disclaimer

The Company offers the details of this vessel or yacht in good faith but cannot guarantee or warrant the accuracy of this information nor warrant the condition of the vessel. A buyer should instruct his representatives, agents, or his surveyors, to investigate such details as the buyer desires validated. This vessel or yacht is offered subject to prior sale, price change, or withdrawal without notice.



# PHOTOS

---


**Stbd view**



**Port view**



**Port stern view**



**Stbd stern view**




**Stern view**



**Aft coachtop**



**Dinghy storage-dinghy not included**



**Stbd passageway**



**Port passageway**



**Pulpit**



**From bow**



**From bow**




**From bow**



**Bridge deck**



**Bridge deck**



**Bridge deck**



**Bridge deck**



**Lower helm**



**Helm**



**Galley**



**Galley**



**Galley**



**Salon**



**Salon**



**Salon**



**Salon**



**Salon**



**Salon**



**Fwd cabin**



**Fwd cabin**



**Fwd cabin**



**Fwd cabin**



**Fwd cabin**



**Fwd head**



**Fwd head**



**Fwd head**



**Aft cabin**



**Aft cabin**



**Aft cabin**



**Aft cabin**



**Aft cabin**



**Aft cabin**



**Aft cabin**



**Aft head**



**Aft head**



**Aft head**



**Electronics**



**Nameplate**



**Electronics**



**Electronics**




**Electrical panel**



**Hour meters**




**John Deere 404**



**John Deere 404**



**John Deere 404**



# CONTACTS

---

Andrey Shestakov, leading yacht broker of the sales department of Shestakov Yacht Sales Inc. Shestakov Yacht Sales Inc., the official representative of the Miami/Fort Lauderdale FL headquarters.

## Contact details

---

Email: **andrey@shestakovyachtsales.com**

Web: [shestakovyachtsales.com/en/](https://shestakovyachtsales.com/en/)

## Telephones

---

USA: **+1(954)274-4435**

## Office hours

---

Monday – Saturday: **9:00 - 21:00** EDT

Sunday: **closed**

## Address

---



Harbour Towne Marina, 850 NE 3rd St, STE 213, Dania, FL 33004