

LINDA LEE — AQUARIUS



Builder: AQUARIUS

Year Built: 1990

Model: Trawler Yacht

Price: PRICE ON APPLICATION

Location: United States

LOA: 45' 0" (13.72m)

Beam: 15' 2" (4.62m)

Max Draft: 3' 5" (1.04m)

Cruise Speed: 17 Kts. (20 MPH)

Max Speed: 21 Kts. (24 MPH)

Our experienced yacht broker, Andrey Shestakov, will help you choose and buy a yacht that best suits your needs **Linda Lee — AQUARIUS** from **our catalogue**. Presently, at **Shestakov Yacht Sales Inc.**, we have a wide variety of yachts available on **our sale's list**. We also work in close contact with all the big **yacht manufacturers** from all over the world.

If you would like to buy a yacht **Linda Lee — AQUARIUS** or would like help answering any questions concerning purchasing, selling or chartering a yacht, please call **+1(954)274-4435**

TABLE OF CONTENTS

TABLE OF CONTENTS	2
SPECIFICATIONS	6
Overview	6
Basic Information	6
Dimensions	6
Speed, Capacities and Weight	6
Accommodations	6
Hull and Deck Information	7
Engine Information	7
DETAILED INFORMATION	8
MAIN DESCRIPTION	8
45' AQUARIUS WALK THROUGH	8
45' AQUARIUS FLY-BRIDGE	8
45" AQUARIUS AFT DECK	9
45' AQUARIUS SALON	9
45' AQUARIUS GALLEY	9
45' AQUARIUS GUEST STATEROOM	9
45' AQUARIUS MASTER STATEROOM	9
45' AQUARIUS ELECTRICAL	10
45' AQUARIUS MECHANICAL	10
45' AQUARIUS DECK EQUIPMENT	10
DISCLAIMER	10
Exclusions	10
Disclaimer	10
PHOTOS	12
1. Linda Lee Profile	12
1	12
2. Linda Lee Bow View	12

3. Linda Lee Starboard View	12
4. Linda Lee Starboard View Forward	12
5. Linda Lee Port View Forward	12
6. Linda Lee Transom View	12
7. Linda Lee Bottom Job 1	12
8. Linda Lee Bottom Job 2	13
9. Linda Lee Bow Pulpit & Windlass	13
10. Linda Lee 30 Amp Hook Up	13
11. Linda Lee Portside View Aft	13
12. Linda Lee Starboard Side View Aft	13
13. Linda Lee Aft Deck Pic 1	13
14. Linda Lee Aft Deck Pic 2	13
15. Linda Lee Aft Deck Pic 3	13
16. Linda Lee Aft Deck Wet Bar, Fridge & T.V	14
17. Linda Lee Fly Bridge 1	14
18. Linda Lee Fly Bridge 2	14
19. Linda Lee Fly Bridge 3	14
20. Linda Lee Fly Bridge 4	14
21. Linda Lee Fly Bridge 5	14
22. Linda Lee Fly Bridge View Forward	14
23. Linda Lee Aft Deck View to Salon	14
24. Linda Lee Port Side Salon	15
25. Linda Lee Port Side Salon 2	15
26. Linda Lee Entertainment Center	15
27. Starboard Salon View Forward	15
28. Linda Lee Salon View To Aft Deck	15
29. Linda Lee Electrical Panel	15
30. Linda Lee Galley Down To Port	15
31. Linda Lee Galley2	15

32. Linda Lee Galley Settee to Starboard	16
33. Linda Lee Galley Settee 2	16
34. Linda Lee Forward Queen Guest Berth	16
35. Linda Lee Forward Guest Queen & Drawers	16
36. Linda Lee Starboard View & Hanging Locker	16
37. Linda Lee Forward Guest Cabin View To Head	16
38. Linda Lee Forward Guest Berth Port View	17
39. Linda Lee Forward Head	17
40. Linda Lee Forward Head 2	17
41. Linda Lee Forward Berth View Aft	17
42. Linda Lee Salon View To Aft Master Stateroom	17
43. Linda Lee Aft Master Stateroom Centerline Queen Berth	17
44. Linda Lee Aft MAster Stateroom Port View	18
45. Linda Lee Master Sateroom Starboard View	18
46. Linda Lee Master Walk In Closet To Starboard	18
47. Linda Lee Master Stateroom En-Suite Head	18
48. Linda Lee Master En-Suite head 2	18
49. Linda Lee Master Shower	18
51. Linda Lee Engine Room 1 2 Caterpillars	19
50. Linda Lee Master View To Salon	19
52. Linda Lee Engine Room 2 Gen Set	19
53. Linda Lee Starboard Caterpillar	19
54. Linda Lee Port Caterpillar	19
55. Linda Lee Engine Room 3 Filters	19
56. Linda Lee Engine Room Gauges	19
57. Linda Lee Engine Room 4	19
58. Linda Lee Engine Room View To Galley	20
CONTACTS	21
Contact details	21

Telephones	21
Office hours	21
Address	21

SPECIFICATIONS

Overview

Linda Lee is a 1990 Aquarius motor yacht in pristine condition. This vessel is ready to take you to the Bahamas or Great loop. The seller has spared no expense to keep this motor yacht turn-key and ready for her next great adventure. The Caterpillar 3208's have been recently serviced including 2000 hr clean up on port engine with new heads, injectors and hoses on the starboard. Bottom has just been done and there is nothing this lady needs to take you wherever you choose. There are complete maintenance records. Linda Lee is competitively priced and will not last long.

Basic Information

Category: Trawler Yacht

Model Year: 1990

Year Built: 1990

Country: United States

Dimensions

LOA: 45' 0" (13.72m)

Beam: 15' 2" (4.62m)

Max Draft: 3' 5" (1.04m)

Clearance: 16' 0" (4.88m)

Speed, Capacities and Weight

Cruise Speed: 17 Kts. (20 MPH)

Max Speed: 21 Kts. (24 MPH)

Displacement: 32000 Pounds

Water Capacity: 200 Gallons

Holding Tank: 40 Gallons

Fuel Capacity: 500 Gallons

Accommodations

Total Cabins: 3

Total Heads: 2

Hull and Deck Information

Hull Material: Fiberglass

Engine Information

Engines: 2

Manufacturer: Caterpillar

Model: 3208

Engine Type: Inboard

Fuel Type: Diesel

DETAILED INFORMATION

MAIN DESCRIPTION

Linda Lee is a 1990 Aquarius motor yacht in pristine condition. This vessel is ready to take you to the Bahamas or Great loop. The seller has spared no expense to keep this motor yacht turn-key and ready for her next great adventure. The Caterpillar 3208's have been recently serviced including 2000 hr clean up on port engine with new heads, injectors and hoses on the starboard. Bottom has just been done and there is nothing this lady needs to take you wherever you choose. There are complete maintenance records. Linda Lee is competitively priced and will not last long.

45' AQUARIUS WALK THROUGH

Boarding Linda Lee can be done via the swim platform or by port/starboard access. From the side access one enters the large aft deck through the winged doors. Comfortable seating with a high top table allow for great entertaining or relaxing. The hard top roof provides great weather protection. Moving forward up 3 stairs to a well appointed bridge, hosts a table to port with seating all around and great visibility. The Todd helm chair is center and provides the captain with access to all controls and electronics. The salon entry is to starboard and one is welcomed into a large open space. The teak & holly sole allow for a warm feeling through out. There is a u shaped couch to port with teak high/low table and entertainment center. The salon is open to the step down galley to port and table to starboard. Access to the engine room is beneath the galley stairs. One finds an extremely clean and organized engine compartment with ample room to access both engines and generator. Moving forward of the galley is the large guest stateroom with center-line queen berth and en-suite head/shower to starboard. Aft of the salon is entry to the beam wide master stateroom. There is an ample storage closet to starboard along with built in drawers both port and starboard. There is an en-suite head and shower to port. The master has plenty of lighting and is a very welcoming accommodation.

45' AQUARIUS FLY-BRIDGE

The Fly-Bridge will be the captains happy place. There is air conditioning, center helm chair for great visibility and seating for 6 plus adults with a table, new updated eisinglass and plenty of space. The bridge has the following:- Good electric windlass- Horizen LH5 hailer- Garmen 1040 xs Chart plotter- Cool Woo depth finder- Ritchie compass- Hydraulic steering- 2 110 electrical outlets- Horizen VHF radio- 5 Overhead lights- All engine Gauges- Acces to aft hardtop roof and dingy winch

45" AQUARIUS AFT DECK

Upon entrance to the aft salon via winged doors both port /starboard one finds a very cozy retreat. A high/low table is placed center aft with comfortable wicker furniture on either side. The overhead fiberglass hardtop insures no leaks and air conditioning can be run. There are sliding windows both port/starboard and eisinglass aft. There is a wet bar along with a large flatscreen t.v. This is an extremely comfortable and bright space. Access to the bridge is via 3 center stairs and forward to the bow is via either winged door.

45' AQUARIUS SALON

The entrance to the salon one is welcomed to a cozy teak & holly sole with an L-shaped couch to port with teak high/low table. Forward is the built in entertainment center and flat screen Samsung t.v. There is also a Sony 10 disk cd player and DVD. Large windows all around allow for a bright and cheery space, The electrical panel is to starboard and easily accessible. The salon is open to the galley to port and large teak settee and sitting area for 6 to starboard. There are 5 overhead lights and 1 table lamp. This gives the salon a very open and large feeling.

45' AQUARIUS GALLEY

This roomy galley is located to port and is ready to host the next chef. The galley contains the following:-Double stainless steel sink.-Norcold dual voltage full size refrigerator.- Princess 3 burner stove- Breville portable oven- Hamilton Beach microwave- Convenient 110 outlets- Intercom to bridge- Over/under storage cabinets and drawersThe galley also has a teak & holly sole. The dinette to starboard can also be converted to a double berth. Both port holes to port/starboard allow for great air-flow. Access to the engine room can be found under the galley stairs.

45' AQUARIUS GUEST STATEROOM

The Guest stateroom is forward of the galley and hosts a queen centerline berth with built in stoarge,. There are 3 hanging lockers ,reading lights, built in drawers and overhead hatch. The en-suite head is to starboard and has 2 access points both from the stateroom and galley. All the teak wood makes for a very comfortable and warm space.

45' AQUARIUS MASTER STATEROOM

Access to the Master stateroom is from the salon. 3 stairs lead down into this large

comfortable cabin. The centerline queen bunk is surrounded by built in dressers on both sides and underneath storage drawers. There is a large walk-in storage closet to starboard. The large en-suite head is to port. The teak & holly sole along with the built in wood work just give this area a very warm and relaxing feeling. Over head there are reading lights, 110 outlets to port & starboard and overhead hatch. The large DVNX flat screen t.v. is located to starboard next to the storage closet. There is also 2 overhead reading lights along with lamps on each dresser.

45' AQUARIUS ELECTRICAL

Electrical- Winch 1500 lbs- Onan 8 kw generator- All 110 connections new- Good Electric Windlass- All isolated transponders- 3 Marine Air- air-conditioning units in good working order- Bilge blowers/bilge pumps- 2 30 amp shore power hook ups with cords- Battery charger- 12 volt cabin, bridge and aft deck lighting- Multiple batteries for house, generator and engines- Hot water heater

45' AQUARIUS MECHANICAL

Mechanical-2 Caterpillar 3208 diesel engines- Racor fuel filters- Dripless shafts

45' AQUARIUS DECK EQUIPMENT

- Molded fiberglass Bow pulpit- Anchor & Line- Fiberglass Swim platform with swim stairs- Stainless steel railings all around- Transom Door- Fly bridge and aft deck hard tops with full enclosures- Electric dingy winch- Stainless steel cleats- Fresh water wash down- Fenders & lines- Hinged radar arch

DISCLAIMER

The Company offers the details of this vessel in good faith but cannot guarantee or warrant the accuracy of this information nor warrant the condition of the vessel. A buyer should instruct his agents, or his surveyors, to investigate such details as the buyer desires validated. This vessel is offered subject to prior sale, price change, or withdrawal without notice.

Exclusions

Owner's personal belongings.

Disclaimer

The Company offers the details of this vessel or yacht in good faith but cannot guarantee or warrant the accuracy of this information nor warrant the condition of the vessel. A buyer should instruct his representatives, agents, or his surveyors, to investigate such details as the buyer desires validated. This vessel or yacht is offered subject to prior sale, price change, or withdrawal without notice.

PHOTOS

1. Linda Lee Profile



1



2. Linda Lee Bow View



3. Linda Lee Starboard View




4. Linda Lee Starboard View Forward




5. Linda Lee Port View Forward



6. Linda Lee Transom View



7. Linda Lee Bottom Job 1



8. Linda Lee Bottom Job 2



9. Linda Lee Bow Pulpit & Windlass



10. Linda Lee 30 Amp Hook Up



11. Linda Lee Portside View Aft



12. Linda Lee Starboard Side View Aft



13, Linda Lee Aft Deck Pic 1




14, Linda Lee Aft Deck Pic 2



15. Linda Lee Aft Deck Pic 3




16, Linda Lee Aft Deck Wet Bar, Fridge & T.V




17. Linda Lee Fly Bridge 1




18, Linda Lee Fly Bridge 2




19. Linda Lee Fly Bridge 3




20. Linda Lee Fly Bridge 4



21 Linda Lee Fly Bridge 5



22. Linda Lee Fly Bridge View Forward



23. Linda Lee Aft Deck View to Salon



24 Linda Lee Port Side Salon



25. Linda Lee Port Side Salon 2



26. Lind Lee Entertainment Center



27. Starboard Salon View Forward



28. Linda Lee Salon View To Aft Deck



29.Linda Lee Electrical Panel



30. Linda Lee Galley Down To Port



31. Linda Lee Galley2




32. Linda Lee Galley Settee to Starboard



33. Linda Lee Galley Settee 2




34. Linda Lee Forward Queen Guest Berth



35. Linda Lee Forward Guest Queen & Drawers




36. Linda Lee Starboard View & Hanging Locker



37. Linda Lee Forward Guest Cabin View To Head




**38. Linda Lee Forward Guest Berth
Port View**




39. Linda Lee Forward Head




40. Linda Lee Forward Head 2




41. Linda Lee Forward Berth View Aft



**42. Linda Lee Salon View To Aft
Master Stateroom**



**43. Linda Lee Aft Master Stateroom
Centerline Queen Berth**



**44. Linda Lee Aft MAster Stateroom
Port View**



**45. Linda Lee Master Sateroom
Starboard View**




**46. Linda Lee Master Walk In Closet
To Starboard**




**47. Linda Lee Master Stateroom En-
Suite Head**




48. Linda Lee Master En-Suite head 2



49. Linda Lee Master Shower




50. Linda Lee Master View To Salon




51. Linda Lee Engine Room 1 2 Caterpillars




52. Linda Lee Engine Room 2 Gen Set




53. Linda Lee Starboard Caterpillar




54. Linda Lee Port Caterpillar




55. Linda Lee Engine Room 3 Filters




56. Linda Lee Engine Room Gauges



57. Linda Lee Engine Room 4



58. Linda Lee Engine Room View To Galley



CONTACTS

Andrey Shestakov, leading yacht broker of the sales department of Shestakov Yacht Sales Inc. Shestakov Yacht Sales Inc., the official representative of the Miami/Fort Lauderdale FL headquarters.

Contact details

Email: **andrey@shestakovyachtsales.com**

Web: shestakovyachtsales.com/en/

Telephones

USA: **+1(954)274-4435**

Office hours

Monday – Saturday: **9:00 - 21:00** EDT

Sunday: **closed**

Address



Harbour Towne Marina, 850 NE 3rd St, STE 213, Dania, FL 33004