

SPYHOP II — SELENE



Builder: SELENE

Year Built: 2012

Model: Trawler

Price: PRICE ON APPLICATION

Location: United States

LOA: 56' 0" (17.07m)

Beam: 16' 8" (5.08m)

Min Draft: 5' 5" (1.65m)

Max Draft: 5' 9" (1.75m)

Cruise Speed: 9 Kts. (10 MPH)

Max Speed: 12 Kts. (14 MPH)

Our experienced yacht broker, Andrey Shestakov, will help you choose and buy a yacht that best suits your needs **Spyhop II — SELENE** from **our catalogue**. Presently, at **Shestakov Yacht Sales Inc.**, we have a wide variety of yachts available on **our sale's list**. We also work in close contact with all the big **yacht manufacturers** from all over the world.

If you would like to buy a yacht **Spyhop II — SELENE** or would like help answering any questions concerning purchasing, selling or chartering a yacht, please call **+1(954)274-4435**

TABLE OF CONTENTS

TABLE OF CONTENTS	2
SPECIFICATIONS	4
Overview	4
Basic Information	4
Dimensions	4
Speed, Capacities and Weight	4
Accommodations	5
Hull and Deck Information	5
Engine Information	5
DETAILED INFORMATION	6
Welcome Aboard	6
Cockpit	6
Salon	6
Galley	7
Pilothouse	8
Flybridge	8
Master Stateroom Suite	9
Master Head	9
VIP Stateroom	10
Structure	10
Exterior	10
VIP / Day Head	11
Third Stateroom	11
Navigation, Communication, and Entertainment Electronics	12
Propulsion System	13
Mechanical Systems	13
AC Electrical Systems	14
DC Electrical Systems	14

Fuel Systems	15
Plumbing Systems	15
Deck, Ground Tackle, and Exterior	15
Recent Upgrades	16
Exclusions	16
Exclusions	16
Disclaimer	16
PHOTOS	18
CONTACTS	23
Contact details	23
Telephones	23
Office hours	23
Address	23

SPECIFICATIONS

Overview

SPYHOP II is the second Selene the seller has built and incorporates many features that only an experienced yachtsman would consider. With her "Next Generation" hull, **SPYHOP II** is efficient and economical to cruise. She is well maintained and cared for - and it shows. An examination of the detailed descriptions below will reveal the most impressive inventory of features.

Basic Information

Category: Trawler

Model Year: 2012

Year Built: 2012

Country: United States

Vessel Top: Hardtop

Fly Bridge: Yes

Cockpit: Yes

Dimensions

LOA: 56' 0" (17.07m)

LWL: 54' 4" (16.56m)

LOD: 55' 6" (16.92m)

Beam: 16' 8" (5.08m)

Min Draft: 5' 5" (1.65m)

Max Draft: 5' 9" (1.75m)

Clearance: 19' 6" (5.94m)

Speed, Capacities and Weight

Cruise Speed: 9 Kts. (10 MPH)

Max Speed: 12 Kts. (14 MPH)

Displacement: 109800 Pounds

Water Capacity: 400 Gallons

Holding Tank: 150 Gallons

Fuel Capacity: 1500 Gallons

Accommodations

Total Cabins: 3

Sleeps: 6

Total Heads: 2

Hull and Deck Information

Hull Material: Fiberglass

Deck Material: Fiberglass Sandwich

Hull Color: White

Hull Finish: Stainless Steel

Hull Designer: Howard Chen

Exterior Designer: Howard Chen

Interior Designer: Howard Chen

Engine Information

Engines: 1

Manufacturer: Cummins

Model: QSL9

Engine Type: Inboard

Fuel Type: Diesel

DETAILED INFORMATION

Welcome Aboard

SPYHOP II welcomes all aboard from side gates, port and starboard, or alternatively from her large swim platform through a transom door from the integral swim platform with built-in boarding ladder. Staples on the swim platform provide safe and convenient boarding from a dink or kayaks. Folding cleats help to secure same. In addition, there is a high gate on the starboard side at the Portuguese bridge for those times when there is a high dock and low water.

A large lazarette lies beneath the aft deck. From the aft deck a Diamond Sea-Glaze Dutch door opens directly into the salon.

In the cockpit, which is fully protected by the bridge deck overhead, there is plenty of room to relax on chairs and to set up for entertaining. The cockpit and side decks are teak.

Eight fender holders allow for rigging without running lines over to the teak caprail. The caprail is finished with Awlclear and is dazzling. A fresh water hot / cold shower is within the cockpit as is a salt and fresh water wash down.

Cockpit

As you board **SPYHOP II**, the cockpit (which can be enclosed with Phifertex screens) holds a storage cabinet with varnished teak trim is forward on the port side of the cockpit. Within the cabinet is a Raritan icemaker and a fresh water sink. There is a door at the transom to the integral swim platform.

The cockpit features ample area for lounging and entertaining.

Entry to the lazarette is through a large hatch in the cockpit which can be physically locked from within the salon.

Gates port and starboard for boarding with handrail overhead to grip for safety and convenience.

A Scandvik transom door with hot and cold fresh water is recessed in the transom as are fresh and raw water wash downs.

Salon

SPYHOP II's salon is spacious and comfortable, owing to the wide body design. All

interior woodwork is light teak giving brightness and a sophisticated hue to all spaces.

The salon, as well as all interior spaces within the yacht, feature teak and holly soles.

A large L-shaped settee is to port and a second settee to starboard. Cabinetry on both sides provides significant storage and display space. A power-lifted Samsung 40" TV is driven by over the air or by the Intellian 6 satellite system.

Blinds shield the interior from sun, or open things up for unobstructed enjoyment of the world by going outside.

A hatch in the sole immediately into the salon leads to the commissary, a full-width, 4' deep storage with Grunert freezer, plus cabinets and drawers for longer term storage.

To starboard forward are stairs leading down to the master stateroom and the engine room.

- Storage underneath the settee
- Hi-lo fold-up dining table
- (2) Small stools with storage within for dining
- (4) Hella fans
- Entertainment center for TV and sound system
- Emergency hatch to engine room
- Cantalupi LED dome lights
- Cabin reading light
- Diamond / Sea-Glaze Dutch door for salon entrance
- Teak overhead grab rail
- Blinds
- Self-lock window stopper
- (3) No-see-ums screens for upper part of Dutch door

Galley

SPYHOP II's galley is forward to port of the salon. It has been expanded by about 6" fore and aft to create space when more than one chef is at work.

Included is a commercial grade refrigerator / freezer with icemaker, a pantry with roll-out shelves, and trash compactor. There are many drawers and cabinets beneath the granite counter tops as well as overhead.

Opposite the galley on the starboard side is additional cabinetry with drawers and lockers.

- Granite counter top with integral bar
- Jabsco 24V DC dia. 3" electric exhaust fan above stove

- Force-10 4-burner propane stove with alarm monitor panel set
- GE Profile microwave / convection oven with built-in exhaust
- Summit refrigerator / freezer with icemaker
- Broan trash compactor
- Remote for watermaker control - inoperable - no replacement available - control only from lazarette
- Custom cabinets with automatic LED lighting
- Overhang cabinet with wine glass storage
- Grohe single lever swivel type faucet
- Stainless-steel #316 double sink
- Drawers and storage lockers under counter
- LED lighting

Pilothouse

The pilothouse is the command and social center of the yacht. Extensive electronics are detailed in a separate section below. In summary, here are some of the features:

- Helm station with instrument panels
- Upper console box above steering station
- Electronic engine control system
- Llebroc helm chair
- 240V / 120V / 24V Power management panel
- L-shaped settee with footrest and table providing a panoramic view
- Diamond / Sea-Glaze Dutch doors for port and starboard side
- Sliding chart table with drawer
- Custom shelving and 2 chart drawers behind hi-seat
- Dedicated teak stair from pilothouse to flybridge
- Cantalupi dome lights
- Cantalupi step lights
- Daniel Smith chart lights
- 3 X No-See-Um screens for upper half of Dutch doors
- Cabin reading lights
- Teak overhead grab rails

Flybridge

The flybridge, accessed via a companionway directly from the pilothouse for safety and convenience, has two Llebroc helm seats forward at the console with an L-shaped seating area aft to port. To starboard are the bar, sink, and BBQ. There is a large deck area aft with dinghy and davit.

Other features include:

- Hardtop - enclosable with screens or transparent plastic
- Electronics mast hinged to permit clearance on Great Loop, Erie Canal
- (2) Helm seats
- L-shaped seating with table
- Tundra T18 small refrigerator
- Teak decking covering helm / entertainment area
- Built-in Magma BBQ with separate propane supply
- Stainless-steel sink
- Storage cabinet housing another sink and icemaker
- Danforth 5" compass
- MarQuipt 1500# hydraulic davit
- Novurania 430 RIB mounted on chocks with tie downs plus Garmin chart plotter and ICOM VHF
- Yamaha 60-hp, 4-cycle outboard
- Zodiac life raft
- Lifesling

Master Stateroom Suite

SPYHOP II's master stateroom is accessed from the hallway at the bottom of the stairs descending from the pilothouse or from the stairs descending from the salon / galley. Hanging lockers are cedar-lined and internally illuminated.

- Queen-size berth with custom 6" foam mattress
- Side cabinets and bureau drawers
- Cedar-lined wardrobe with automatic light
- Samsung 26" TV in cabinet
- Wood veneer counter top
- Cantalupi LED reading lights and dome lights
- Mirror with teak frame
- Manship stainless-steel #316 opening port lights

Master Head

The ensuite head is fully found:

- Tecma 24V DC fresh water toilet
- Jabsco 24V DC 3" exhaust fan
- Cantalupi dome lights
- Formica finish head lining and FRP bulkhead
- Granite counter top and back splash
- Vanity unit with integrated wash basin

- Tempered clear glass sliding shower door
- Mirror with teak frame
- Grohe single lever hot / cold water shower faucet
- Medicine cabinet
- Shower room with teak removable grating panel
- Granite floor
- Manship stainless-steel #316 opening port lights

VIP Stateroom

- Queen-size berth with 5" foam mattress
- Front and side cabinets
- (2) Cedar-lined hanging lockers with automatic light
- Wood counter top
- Cabin reading lights
- Cantalupi dome lights
- Windline telescope escape ladder
- Manship stainless-steel #316 hatch
- Manship stainless-steel #316 opening port lights

Structure

- Next Generation hull for improved efficiency, performance and engine room headroom
- Wide Body design
- Cook gel coat for hull, deck superstructure and non-skid
- Vinylester resin for the first 5 layers of lamination
- Bi-axis uni-direction stitched roving
- Divinycell core sandwich structure for hull side shell and superstructure
- Longitudinal stringers and traverse frames system
- (5) Watertight bulkheads (chain locker, forward, engine room, after engine room, lazarette)
- Hull and deck joint sealed by glue, bolted, and laminated with mat and woven roving
- Integral swim platform with extended hull underneath
- Recessed bow thruster funnel
- Integral FRP stern thruster casing
- Integral full protected keel and rudder shoe

Exterior

- Manship stainless-steel #316 opening port lights with safety covers
- Manship stainless-steel #316 hatches for pilothouse and forward stateroom
- Diamond / Sea-glaze Dutch doors for pilothouse port and starboard, salon and engine room entrance
- Taco stainless-steel #316 solid upper and lower dual fender rails
- Oceanair hatch shade with insert screen
- Stainless-steel #316 hand rail for foredeck and dinghy deck
- Stainless-steel #316 telescope swim ladder
- Stainless-steel #316 2-1/2" aft deck over hang support posts
- Teak cap rail for side deck, aft deck, and Portuguese ridge - all with covers
- Stainless-steel #316 bow and stern flag pole socket
- Teak burgee and flag staffs
- Freeing port for fore, side, and aft deck
- Molded inlay pattern non-skid on foredeck, flybridge decks, and swim platform
- Portuguese bridge access gate to foredeck
- Aft deck side gates
- Transom gate swings out
- Storage lockers inside Portuguese bridge
- Stainless steel #316 self-lock type exterior gate handles
- Cantalupi exterior doom light
- Cantalupi exterior courtesy lights
- Internal settee with cushion molded into front of Portuguese bridge
- International anti-fouling bottom paint (tin free)
- International Gelshield primer coating
- Awlgrip boot top

VIP / Day Head

The head is located at the bottom of the stairs descending from the pilothouse. It serves the VIP stateroom and the third stateroom, as well as a day head. Included are:

- Tecma 24V DC fresh water toilet
- Shower room with teak removable grating panel
- Cantalupi dome lights
- Tempered clear glass sliding shower clear door
- Vanity with granite top and integral wash basin
- Grohe single lever hot and cold shower faucet
- Granite floor
- Mirror with teak frame

Third Stateroom

The third stateroom serves to accommodate more guests as well as serving as a small office / work station.

- (2) Hi-lo berths
- Foam 4" mattress for each berth
- Hanging lockers with automatic light
- Overhead cabinet
- Bookshelves
- Overhead cabinet at port side
- Cabin reading lights
- Cantalupi dome lights

Navigation, Communication, and Entertainment Electronics

SPYHOP II is a state-of-the-art as it gets.

Navigation, safety, and supplemental electronics:

- (2) Garmin 7215 color touch screen displays for charting, depth, and radar in pilothouse
- Garmin 7215 color touch screen display on flybridge
- (2) Garmin GM10 displays for custom presentation of significant data in pilothouse
- Cummins digital engine monitor
- Cummins analog-style engine instruments in pilothouse overhead
- Simrad AP70 autopilot with remote
- Simrad AP70 autopilot control head on flybridge
- ICOM IC-M604 VHF with remote mics- 1 in pilothouse, 1 on flybridge
- Garmin AIS (A) transmit and receive
- EPIRB
- GOST Phantom security system with Nav Tracker
- XM weather receiver
- Aft facing CCT camera
- (5) Bilge pump counters in pilothouse

Entertainment and Communications:

- Intellian 6 stabilized digital TV dome capable of North, South, and Central America
- Air TV HD antenna
- Cell phone booster
- Wi-Fi booster
- Crestron Adagio stereo sound system covering the flybridge, pilothouse, salon, master stateroom, and cockpit
- Samsung 40" TV in salon on rise-up mount

- Samsung 26" TV in master stateroom
- Blue Ray DVD player
- CD player
-

Propulsion System

Some would say the engine and mechanical systems are over-engineered, but they provide for reliable service for all they are required to do.

- Single Cummins QSL9 405 hp @ 2,100 RPM, 3,660 hours
- Wesmar hydraulic gen home driving main shaft off 20 kW genset
- Electronic engine control system in pilothouse, flybridge, and the port and starboard wing stations
- Deluxe engine panel with complete instrumentation and alarms
- Engine overheat and low oil pressure alarm
- Aqua #22 propeller shaft
- PYI dripless shaft seal
- Faster Nibral 4-blade propeller
- Jabsco 24V DC 4" engine room blowers
- FRP drip pan under engine
- Hydraulic FRP wet box muffler
- Full protected FRP rudder with stainless-steel #316 rudder shaft
- Stainless-steel #316 pillars in engine room
- Expanded LED lighting for engine room, commissary, and lazarette
- Watertight door from master stateroom to engine room
- Soundown sound insulation system, including damping tile - in engine room

Mechanical Systems

For comfort, safety, and convenience the yacht has been built to owner specifications based on his experience and knowledge having owned a Selene 47 / 49 in the past.

Here are few of them:

- Watermaker
- Asko full-size washer and dryer
- (3) Raritan icemakers
- Glendinning Cablemaster with remote and 75' of cable
- Salon TV raise and lower with remote
- Keypower 9 s.f. hydraulic stabilizers
- Keypower hydraulic get home system
- Sidepower 15 hp bow and stern thrusters, variable speed
- Cruisair reverse cycle HVAC; 36k BTU in pilothouse/salon, 30k BTU in staterooms,

12k BTU in pilothouse

AC Electrical Systems

Power to the yacht's systems that require either 240 VAC or 120 VAC is provided by either shore power, **SPYHOP II's** powerful 20 kW genset, or her 4 kW Mastervolt inverter.

- Northern Lights 20 kW generator (1,833 hrs.) with sound shield, muffler, and remote start switch panel located in the pilothouse, including dedicated 120-amp hour starting battery in FRP box with lid
- Delco 105-amp engine alternator
- Additional 135-amp engine alternator
- Mastervolt 120V / 240V AC battery charger system
- Mastervolt 4 kW inverter
- Newmar integrated galvanic isolator
- Splendide washer / dryer
- Grunert 120V / 240V 60 hz 50-amp shore power inlets
- Hubbell AC outlets throughout the boat, and GFCI in head and flybridge
- AC / DC control panel with polarity indicator lights, appropriate switches, digital meters and breakers
- Copper bonding strap with ground cable attachment for each fitting

DC Electrical Systems

DC power for the ships electronics, lighting, refrigeration, and many other demands is provided by several banks of batteries - namely the house bank, the thruster batteries, the genset start battery, and the engine start battery. A combiner permits connecting all into one huge battery if required.

Interestingly, an array of 4-235W solar panels atop the pilothouse continuously charge the houses bank, even on all but the darkest days. It is monitored on controls in the pilothouse.

- 24V DC system
- LED interior and nav lights
- Maxwell HWC 2200 windlass with up / down switches at foredeck and each helm stations
- Rear-facing flood lights on bridge
- Kahlenberg air horn
- Exalto 24V DC electric wipers for 3 front windshields including fresh water wash
- Johnson 24V DC automatic water pressure pump with accumulator tank
- Rule sump pumps with ultra float switches

- Vision AGM deep cycle batteries for house service, engine and generator starting

Fuel Systems

Of course, fuel is the life blood of any vessel. **SPYHOP II** holds a total capacity of 1,500 US gallons in two FRP fuel tanks with internal baffles, sumps, balancing lines, inspection ports and plates. An intuitive manifold system permits the captain to select either tank or both for supply, and to return to either tank or both. Cleanliness of fuel is critical so included is:

- Racor 75/1000 Max dual fuel filter / water separator for main engine
- Racor 900MA fuel filter / water separator for generator
- ESI fuel polishing system
- Racor USCG and CE certified fuel line hose
- Parker ball valve for fuel system
- Electric fuel gauge
- Magnetic fuel sight gauge for each fuel tank
- Fuel management system
- Reverso oil change pump

Plumbing Systems

Both fresh and raw water systems on **SPYHOP II** are well designed and arranged. Inventory below:

- (2) FRP water tanks with shut-off valve, total capacity 400 US gallons
- (1) FRP holding tank with Y-valve and Jabsco macerator pump, deck discharge outlet and remote full display panel in master head, total capacity 120-US gallons
- Watermaker
- Fresh and raw water bis at bow in cockpit
- Headhunter Mach 5 fresh water pump with large 1" lines throughout
- Electric water gauge
- P-Tex water lines
- Seacocks on all through-hull fittings with double hose clamps
- Bronze basket type internal sea water strainer for main engine
- Rule electric bilge pump with ultra float switch
- Whale manual bilge pump
- Rule sump pumps in both master and guest head
- Status panel with warning signal in helm station to warn of bilge pump operation

Deck, Ground Tackle, and Exterior

SPYHOP II is prepared to safely tie up, anchor, and otherwise be comfortable whether cruising or not underway.

- All windows are stainless-steel framed
- Phifertex screens for all windows
- (4) Staples on swim platform
- (2) Cleats on swim platform
- (4) Selene fender hangers, on each side
- Maxwell 2200 windlass with capstan
- (2) G4 chain rodes, 400'
- Rode counter in pilothouse
- Big Ultra anchor
- Big Danforth anchor
- Dock lines
- Fenders

Recent Upgrades

- New carpet in salon (May 2018)
- New window treatments in salon (January 2019)

Exclusions

Owner's personal property including:

- Galley utensils, cutlery, cookware, plates, etc.
- Artwork
- Tiffany lamp
- (2) Hobie kayaks
- Tools

Exclusions






Owner's personal belongings.

Disclaimer

The Company offers the details of this vessel or yacht in good faith but cannot guarantee or warrant the accuracy of this information nor warrant the condition of the vessel. A buyer should instruct his representatives, agents, or his surveyors, to investigate such details as the buyer desires validated. This vessel or yacht is offered


subject to prior sale, price change, or withdrawal without notice.

PHOTOS











CONTACTS

Andrey Shestakov, leading yacht broker of the sales department of Shestakov Yacht Sales Inc. Shestakov Yacht Sales Inc., the official representative of the Miami/Fort Lauderdale FL headquarters.

Contact details

Email: **andrey@shestakovyachtsales.com**

Web: shestakovyachtsales.com/en/

Telephones

USA: **+1(954)274-4435**

Office hours

Monday – Saturday: **9:00 - 21:00** EDT

Sunday: **closed**

Address



Harbour Towne Marina, 850 NE 3rd St, STE 213, Dania, FL 33004