

NAUTI PLEASURE — OUTBOUND



Builder: OUTBOUND

Year Built: 2012

Model: Cruising Sailboat

Price: PRICE ON APPLICATION

Location: United States

LOA: 46' 0" (14.02m)

Beam: 13' 6" (4.11m)

Max Draft: 5' 6" (1.68m)

Our experienced yacht broker, Andrey Shestakov, will help you choose and buy a yacht that best suits your needs **Nauti Pleasure — OUTBOUND** from our catalogue. Presently, at Shestakov Yacht Sales Inc., we have a wide variety of yachts available on our sale's list. We also work in close contact with all the big yacht manufacturers from all over the world.

If you would like to buy a yacht **Nauti Pleasure — OUTBOUND** or would like help answering any questions concerning purchasing, selling or chartering a yacht, please call **+1(954)274-4435**

TABLE OF CONTENTS

TABLE OF CONTENTS	2
SPECIFICATIONS	4
Overview	4
Basic Information	4
Dimensions	5
Speed, Capacities and Weight	5
Accommodations	5
Hull and Deck Information	5
Engine Information	5
DETAILED INFORMATION	6
Overview	6
Exclusions	10
Disclaimer	10
PHOTOS	11
Beautiful interior joinery	11
Outbound 46 has the updated layout	11
Salon seating on stbd side has a fold down table when desired	11
Large custom salon table	11
Table extends to both sides of salon seating	11
Salon looking aft to galley	11
Wonderful U shaped galley with good storage and counter space	12
Galley has extra storage cabinet	12
Large refrigerator freezer	12
Master stateroom forward	12
Master ensuite head with sink that pulls out	13
Storage under master berth	13
Guest cabin aft	13
Aft head with large separate shower	13

Aft of the shower is a brilliant work area with bench	14
Shower with seating	14
Open the cockpit locker and look down on the work area	14
Easy access to and from the cockpit	14
Dust grate in floor	14
Engine access	14
Very clean bilges	15
Outbound 46 starboard side	15
Deck looking forward	15
Outbound 46 foredeck	15
Deck looking aft	15
Hard dodger top	15
Companionway doors are great when the Air is on	16
Solar panels	16
Easy walk through transom with large swim platform	16
Comfortable large cockpit	16
Outbound 46 Nauti Pleasure sailing	17
Dinghy on davits	17
CONTACTS	18
Contact details	18
Telephones	18
Office hours	18
Address	18

SPECIFICATIONS

Overview

One owner boat that has been well maintainedThe Only Shoal Draft Outbound 46 on the market !Nauti Pleasure has served her owners well and will do the same for you. She has the Preferred Updated Interior which debuted in 2012 which includes the nav now on the starboard side and a larger head aft with separate shower.A few of her features and upgrades:

- Stack Pack system for mainsail with antal reef block
- Double head sail rig
- Electric Lewmar winch
- Centerline berth forward
- Reverse cycle heat and air
- Generator
- Custom large salon table
- Webasto hot water heating system
- Wavestopper hard dodger with connector to bimini
- Kato SS arch with davits
- Solar panels
- Life raft
- Epirb
- And much more...

Please contact us now if you would like to find out more or to set an appointment to see her.

Basic Information

Category: Cruising Sailboat

Model Year: 2012

Year Built: 2012

Country: United States

Dimensions

LOA: 46' 0" (14.02m)

LWL: 40' 3" (12.27m)

Beam: 13' 6" (4.11m)

Max Draft: 5' 6" (1.68m)

Clearance: 63' 3" (19.28m)

MFG Length: 46' 0" (14.02m)

Speed, Capacities and Weight

Displacement: 28000 Pounds

Water Capacity: 200 Gallons

Holding Tank: 50 Gallons

Fuel Capacity: 190 Gallons

Accommodations

Total Cabins: 2

Total Heads: 2

Hull and Deck Information

Hull Material: Fiberglass

Engine Information

Engines: 1

Manufacturer: Yanmar

Model: 4JH4-TE

Engine Type: Inboard

Fuel Type: Diesel

DETAILED INFORMATION

Overview

MANUFACTURERS COMMENTS and KEY FEATURES Experienced sailors know the added safety that comes with good sailing performance. The ability to sail off a lee shore, shorten a passage to within the available weather window, safely maneuver through heavy seas, and a cockpit where you can “hunker down” safely when the going gets tough. Equally important is having the comfort required to avoid fatigue when heading offshore. A dry and comfortable cockpit, good visibility, and a forgiving motion are essential for a safe and enjoyable passage. For the Outbound 46 we started with a moderate beamed, moderate displacement hull that can easily find its “groove.” Then, we raised the house a few inches to give space for 190 gallons of diesel and 200 gallons of water under the cabin sole, low and in the center of the boat, adding to the righting moment and keeping harmful weight out of the ends. This also allowed us to increase the height of the windows to fill the cabin with natural light and opened spaces under settees and bunks for massive stowage. Where other boats have tanks the Outbound has storage. The result is a great sailing, very comfortable yacht with massive stowage and tankage required for a safe and enjoyable offshore passage. Finally, the Outbound 46 features a walk in lazarette with work bench prompting the often heard comment at boat shows “the boat with the work shop.”

KEY FEATURES

- Solid 100% hand-laid fiberglass hull: still the preferred choice of serious cruisers
- Lines by renowned racing yacht designer: weather beating performance and superior handling
- Moderate displacement: dampened motion and offshore comfort
- High Righting Moment: upwind performance
- Large tanks centered over the keel: 200 gallons water, 190 gallons fuel
- Long bulb keel molded with the hull: no keel bolts, deep bilge sump
- Semi-raised salon: airy, family room style interior
- Large, deep, and narrow cockpit: comfort and offshore safety
- Short companionway: safe movement to and from the cabin
- Watertight bulkhead 7 feet from bow: collision safety
- Double Headstay Rig: BOC inspired for safety, performance, and versatility
- Large Foredeck sail/stowage locker: keep wet gear away from living spaces
- Dedicated liferaft locker: easy deployment, out of the way, off the deck
- Large stowage capacity: All gear stowed safely in its place
- Ventilation: 4 large dorades, solar vent, 10 opening ports, 8 deck hatches

VESSEL WALKTHROUGH The elegant interior has a teak and holly cabin sole with locking access ports, removable overhead panels of white padded vinyl, and a yacht style hand-crafted

feeling that is lost on many of today's production boats. Starting aft on the port side is the guest cabin that includes a 48" wide double berth with spacious headroom. Forward of the cabin is a U-shaped galley. More details on this below. The salon has a large custom table. Opposite this is a 7' settee that has been widened to feel more like your favorite couch than a traditional yacht settee. The settee and outboard side of the dinette make excellent sea berths with lee cloths. Just steps from the companionway to starboard is a large head with separate stall shower that doubles as a wet locker. Both aft and forward heads are molded fiberglass for easy cleaning with Corian counters. Access to the work room is through the shower. The work room is complete with a work bench and you can stand up when the cockpit locker is open. Opposite the galley on the starboard side is the large forward facing chart table. More details on the nav below. Forward is the owner's stateroom with a centerline double berth for the ultimate in comfort while at anchor or at the dock. A second head, hanging locker, and storage lockers complete the cabin. The centerline bunk is hinged to provide easy access to massive stowage for off-season clothing and gear and the space above the drawers is perfect for folded charts.

- Teak joinery with Satin interior varnish
- Varnished Teak and Holly cabin sole
- Ultraleather cushions
- Plenty of natural light and ventilation with 10 Lewmar ocean portlights & 9 Lewmar Ocean hatches
- Reverse cycle Heat/ Air
- Webasto hot water heating system (2 zones)
- Custom salon table (\$3500 upcharge)
- Settee in salon is extra deep to make a good sea berth
- 3 easy large companionway steps for easy and safe access to cabin
- Raritan electric head with fresh and salt water flush and Bidet with hot and cold water
- AquaSan water filtration system
- Toshiba flat screen TV in salon
- Weems & Plath Clock and Barometer
- Screens
- Custom shelves and fiddles in salon lockers
- 2 FRP holding tanks
- Tank watch holding tank indicator

GALLEY

- Frigoboat , keel cooled refrigerator/freezer with digital controls and extra insulation
- Force 10 3 burner Stove/Oven/Broiler
- Cutting board to cover stove stores behind
- Optional galley dish storage inboard over sinks
- Large cabinet outboard could be used for a microwave (not included)
- Custom fids added on counter, in cupboards and in drawers
- Double Stainless Steel Sinks inboard position
- Pressure Hot/Cold Water
- Filtered drinking water

- Fresh water foot pump

NAV & EQUIPMENTHelm:

- Nav pod GP2170
- Raymarine e95 Multifunction display
- Raymarine p70 Autopilot control
- Icom ram Mic III
- Raymarine i70 Multi graphic display
- SidePower bow thruster controls
- Windlass control

Companionway:

- 2 Raymarine e7 Multifunction display
- Raymarine i70 Multi graphic display

Nav station:

- Raymarine e7 Multifunction display
- Raymarine autopilot wireless remote
- Icom m504 VHF
- Icom M802 SSB w/ tuner
- AIS 650
- NMEA Seataalk converter
- Epirb (New 2014)
- Rogue Wave WiFi amplifier
- Radome 24" 4kw with antenna mounted on mast
- Raymarine GPS antenna
- Autopilot linear type 2 long stroke drive 12v
- SPX30 smartpilot corepack
- Raystar 130 GPS sensor
- ST70 wind transducer and pod
- LED Bow, Stern and Anchor lights

SAILS & RIGGING

- Keel stepped Charleston double spreader mast
- Split hydraulic backstay for easy access to transom
- Hood full batten main with Vectran upgrade
- Lazy jacks
- Antal reef blocks for single line reefing
- Stack pack sail cover (New 2016)
- Hood Dacron 150% Genoa with Vectran upgrade
- Hood Dacron 115% Solant Jib with Vectran upgrade
- Harken Genoa and Jib furlers

- Electric Lewmar 48 winch at companionway for main halyard and sheet
- Whisker pole
- Running backstays

ENGINE & ELECTRICALThe engine is located under the hinged companionway for easy maintenance. Access to a generator, refrigeration, steering, and other machinery is available either through the cockpit hatch or from inside the cabin.

- Yanmar 4JH4-TE freshwater cooled diesel engine (approx 1990 hrs.)
- Racor 500FG fuel filter
- Whitlock/Lewmar single lever shift and throttle control on pedestal
- Hinged companionway and 2 lift off side panels provide full access to engine
- Engine compartment has good insulation and a utility light
- Tank tender for fuel
- Max Prop feathering prop

Electrical:

- Generator 5.2kw NexGen (802 hrs.)
- Solar panels – 3 190W 24v (New 2016)
- 4 Lifeline 8D AGM batteries
- 1 Group 27 Lifeline AGM starting battery
- Linx 10 (Xantrex) battery monitor for house bank
- Custom backlit electrical panel
- Electrical panel hinged for easy access
- Xantrex Prosign inverter/charger
- Balmar 100 amp alternator
- Balmar 100amp spare alternator
- 2 Marinco 30amp shore powers cords
- 10 - 110 volt electrical outlets
- 12v utility plugs

HULL DECK & EQUIPMENT

- Side Power bow thruster
- Viking liferaft with cradle and cover on stern rail (New 2014)
- Lewmar V-4 Windlass with remote
- 55lb spade anchor with 75' 5/16 chain and 250' of rode
- Shurflow saltwater deck/anchor wash down pump plumbed for both fresh and sea water
- Wave stopper hard dodger top with 3 removable Eisenglass panels
- Bimini & connector to hard dodger
- Awning cover over coach roof (New 2016)
- Cockpit cushions
- Teak cockpit table
- Transom mounted hot and cold fresh water

- Kato arch with davits
- Fishing pole holders on arch
- Catalina propane BBQ on stern rail
- Mast pulpits
- Teak toe rail and eyebrow
- Rubrail
- Spares

EXCLUSIONS

- Personal belongings including pictures, dishes, tools and folding bikes.

Exclusions

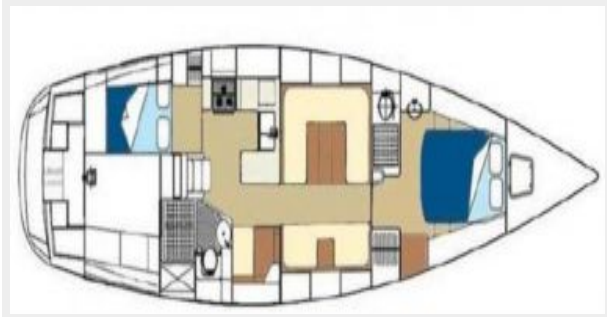
Owner's personal belongings.

Disclaimer

The Company offers the details of this vessel or yacht in good faith but cannot guarantee or warrant the accuracy of this information nor warrant the condition of the vessel. A buyer should instruct his representatives, agents, or his surveyors, to investigate such details as the buyer desires validated. This vessel or yacht is offered subject to prior sale, price change, or withdrawal without notice.

PHOTOS

Outbound 46 has the updated layout



Beautiful interior joinery



Large custom salon table



Salon seating on stbd side has a fold down table when desired



Table extends to both sides of salon seating



Salon looking aft to galley



Wonderful U shaped galley with good storage and counter space



Galley has extra storage cabinet



Large refrigerator freezer



Master stateroom forward



Master ensuite head with sink that pulls out

Storage under master berth




Guest cabin aft



Aft head with large separate shower



Shower with seating



Aft of the shower is a brilliant work area with bench




Open the cockpit locker and look down on the work area



Easy access to and from the cockpit



Dust grate in floor



Engine access



Very clean bilges



Outbound 46 starboard side



Deck looking forward



Outbound 46 foredeck



Deck looking aft



Hard dodger top



**Companionway doors are great when the
Air is on**



Solar panels



Comfortable large cockpit



**Easy walk through transom with large swim
platform**



Dinghy on davits



Outbound 46 Nauti Pleasure sailing



CONTACTS

Andrey Shestakov, leading yacht broker of the sales department of Shestakov Yacht Sales Inc. Shestakov Yacht Sales Inc., the official representative of the Miami/Fort Lauderdale FL headquarters.

Contact details

Email: andrey@shestakovyachtsales.com

Web: shestakovyachtsales.com/en/

Telephones

USA: +1(954)274-4435

Office hours

Monday – Saturday: **9:00 - 21:00** EDT

Sunday: **closed**

Address



Harbour Towne Marina, 850 NE 3rd St,
STE 213, Dania, FL 33004