

## SHELTER — GRAND BANKS



**Builder:** GRAND BANKS

**Year Built:** 1996

**Model:** Cruiser

**Price:** PRICE ON APPLICATION

**Location:** United States

**LOA:** 38' 0" (11.58m)

**Beam:** 13' 2" (4.01m)

**Max Draft:** 3' 4" (1.02m)

**Cruise Speed:** 24 Kts. (28 MPH)

**Max Speed:** 30 Kts. (35 MPH)

Our experienced yacht broker, Andrey Shestakov, will help you choose and buy a yacht that best suits your needs **Shelter — GRAND BANKS** from **our catalogue**. Presently, at **Shestakov Yacht Sales Inc.**, we have a wide variety of yachts available on **our sale's list**. We also work in close contact with all the big **yacht manufacturers** from all over the world.

If you would like to buy a yacht **Shelter — GRAND BANKS** or would like help answering any questions concerning purchasing, selling or chartering a yacht, please call **+1(954)274-4435**

# TABLE OF CONTENTS

TABLE OF CONTENTS	2
SPECIFICATIONS	4
Overview	4
Basic Information	4
Dimensions	4
Speed, Capacities and Weight	4
Accommodations	4
Hull and Deck Information	5
Engine Information	5
DETAILED INFORMATION	6
Description	6
Layout & Accommodations	6
Electronics & Electrical	7
Mechanical	8
Galley	8
Deck & Miscellaneous	9
Remarks	9
Exclusions	9
Disclaimer	9
PHOTOS	11
Starboard Quarter	11
Helm Station	11
Entry	11
Galley 2	11
Salon Dinette	11
Vee Berth	11
Engine 2	11
Engine 4	11

---

CONTACTS	12
Contact details	12
Telephones	12
Office hours	12
Address	12

---

# SPECIFICATIONS

---

## Overview

---

The Eastbay 38 is the all-round perfect cruising boat for a couple, even with a small toddler. For the folks that want a handsome, superb riding, strongly built cruiser with Downeast styling, with exceptional accommodations, and let;s throw in a good click of speed, the Eastbay 38 fits the bill.

## Basic Information

---

**Category:** Cruiser

**Sub Category:** Express

**Model Year:** 1996

**Year Built:** 1996

**Country:** United States

## Dimensions

---

**LOA:** 38' 0" (11.58m)

**LWL:** 34' 6" (10.52m)

**Beam:** 13' 2" (4.01m)

**Max Draft:** 3' 4" (1.02m)

## Speed, Capacities and Weight

---

**Cruise Speed:** 24 Kts. (28 MPH)

**Max Speed:** 30 Kts. (35 MPH)

**Displacement:** 51600000 Pounds

**Water Capacity:** 95 Gallons

**Fuel Capacity:** 344 Gallons

## Accommodations

---

**Total Cabins:** 2

---

## Hull and Deck Information

---

**Hull Material:** Fiberglass

---

## Engine Information

---

**Engines:** 2

**Manufacturer:** CAT

**Model:** 3208TA

**Engine Type:** Inboard

**Fuel Type:** Diesel

---

# DETAILED INFORMATION

---

## Description

---

The Eastbay 38 is the all-around perfect cruising boat for a couple, even with a small toddler. For the folks that want a handsome, superb riding, strongly built cruiser with Downeast styling, with exceptional accommodations, and let's throw in a good click of speed, the Eastbay 38 fits the bill.

Built by Grand Banks and designed by C. Raymond Hunt, the pedigree of this boat stands tall. The hull is a modified deep-V with a transom deadrise of 20 degrees; ideal balance of style and performance. Throw in the reliable Cat 3208TA diesels with 375 Hp each, and you have a boat that can easily cruise between (slow) 8- 9 kts. up to 15- 24 kts. (fast) and has a max speed of 28 to 30 kts. depending upon weight and sea conditions. With a short keel, the boat tracks beautifully and produces a easily appreciated dry ride even in a chop.

Maneuverable side decks with a spacious cockpit, comfortable pilothouse with dinette and table and accommodations below offering a large, well designed galley, a convertible settee and table for inside dining and a occasional double berth, a head area with shower and then a Master Stateroom forward with full sized vee berth with a filler making for a huge bed.

Repainted, this EB 38 is sharp with its Emerald Green hull, white non-skid decks and custom stretch soft top over a solid aluminum frame. Swimstep aft and easy access to the lazarette and power hatch to engine compartment.

We welcome you visit to inspect this pedigree, Downeast Cruiser with high gloss varnished rails keeping the heritage of the Grand Banks history. Classic, economical and comfortable = Pride of Ownership.

## Layout & Accommodations

---

Upon entering the Eastbay 38, you will see the typical, high quality craftsmanship associate with the Grand Banks name. Solid teak interior with exceptional joinerwork. Plenty of hatches, portholes and windows to flood the boat with natural light.

Down about 4 stairs (with storage underneath) you step into the galley on port and the dining area, table and convertible settee on starboard. Electrical panels are on the back side of the helm station above. Galley is U-shaped and has ample storage and counterspace. Dinette is large, open and easily will seat 4 people for a dinner. Upholstery is a ultra suede tufted Emerald Green and there is a natural colored carpet lying over the teak cabin sole, which is in excellent condition.. 3 overhead

hatches and 6 opening ports provide excellent ventilation. The EB 38 can sleep 4.

Going forward the head and shower are on port with a pocket door and then storage lockers on starboard. Electric head with a holding tank. Large mirror and overhead lighting. Forward is the Master Stateroom with a full beam V-Berth and a filler if wanted to create a massive bed. I counted 8 cabinets and 6 drawers for storage. Overheads are covered with a light vinyl and the sides are all covered with a richly stained teak.

Helm station in the pilothouse area is well designed. Visibility is 100% & 360 degrees.

Captains chair for the helm and L shaped settee on port with a table. Also on port is a chart storage compartment that also serves as a chart table. This area has a rigid aluminum frame that supports a tightly stretched top with side & rear window panels of clear acrylic. There is also an ice maker available. All rear & side panels can be easily rolled up for openness. Headroom is 6' 5". Front window shield has an opening center section with 3 different stops for ventilation when underway or at anchor.

Large cockpit with teak sole allows for outdoor seating or entertaining and when the weather closes in or there is a chill in the air, all occupants can easily move inside into the heated or air-conditioned pilothouse which has full enclosure.

The Eastbay 38 has ample headroom in the salon, galley and dinette area. Headroom is good throughout the boat.

Pilothouse 7' Salon 6' 6" Stateroom 6' 6" Length of Vee berths 6' 9"

## Electronics & Electrical

Garmin GPS Chart Plotter

Garmin Auto Pilot

ICOM ICM-126 DSC VHF

Autohelm Tridata, Depth, Speed

Compass

Chart storage cabinet and work area.

Because of limited usage and the benefit of low hours on this boat, there is not radar. However, all of the wiring and chases are in place and a radar installation could be quite simple.

Electrical:

Boat has both 120V AC and 12V DC systems.

Shore cable and 30 Amp AC. Northern Lights generator with approx. 1265 hrs.

Century 40 Amp battery charger.

Inverter

Full gauges for Amps, Voltage. Full electrical panels AC and DC.

Zinc Saver galvanic isolator

## Mechanical

---

This EB38 has the preferred power choice of the reliable Cat 3208TA diesels rated at 375 Hp each side. The hours are approx.1875 hrs. (one will see that the Port engine has more hours, but it has been determined that the previous owner was in the habit of leaving the keys on. Since this owner bought the boat, there has been no reason to believe that the higher hours on the port engine are real). The gearboxes are Twin Disc with a 2 : 1 reduction. Propellers are bronze 4 blade props at 25 x 29.

Single lever Kobelt controls at helm station.	Bennett trim tabs
All diesels are fresh water cooled	Engine alarms
Emergency stops	Shut off valves
Hynautics Hydraulic steering	Full instrumentation at helm station
Racor fuel filters /separators	Groco SS-1250 sea strainers
Dripless shaft seals	Zinc Saver galvanic isolator system
Marine Air Conditioning Reverse Cycle with SMX II electronic controls	
Bilge blowers	3 Auto/ Manual bilge pumps
Hot water heater	Maxwell windlass with elect. controls
Windshield washers & wipers.	Fresh water washdown
Cockpit hot & cold shower	

The engine compartment is located below the pilothouse and is accessed via a hydraulic hatch. Short ladder to the space between the two Cat diesels with oil fluid dipsticks facing the centerline. Another set of mechanical gauges are mounted for easy sight reading. Strainers are forward in the engine compartment and accessible. The generator is mounted on the centerline between and aft of the gearboxes. Space allowance is there for access to outboard side of engines. Entire engine compartment is insulated. Decibal rating at helm station at 1500 rpm's (approx. 10 kts.) is 79.

## Galley

---



The Galley is to port as you enter the salon area. U- shaped in design, it is an easy galley to operate in. Great ventilation via port, hatch and companionway. Grunert cold plate refer and freezer. 3 burner electric Princess stove. Microwave. Power vent over the stove. S/S sink with single lever faucet - hot & cold water. Corian countertops. Plenty of cabinets and lockers for storage. Ice maker. Good headroom.

---

## Deck & Miscellaneous

---

Boat has polished stainless steel railings around the boat. Wide side decks for easy movement forward. Non-skid fiberglass decks. Bow pulpit with anchor chain roller of S/S. Stainless steel anchor with chain and rode. Maxwell electric windlass with controls at helm and on the foredeck. Fresh water washdown. Cockpit steps for safe and easy entry and boarding. Cockpit courtesy lighting. Navigation lights. Transom door to the teak swimstep, with ladder. Life jackets, fenders with covers and docking lines. Rod holders built in.

---

## Remarks

---

This Eastbay 38 Express with semi-solid top over the pilothouse area is a pleasure to show. WE have known the owner since he bought the boat. His usage has been minimal. Boat is hauled each winter and dry-stored. We had a bit of some hull color discoloration in one spot and the boat was blended and repainted in that area; no evidence now exists.

With handsome gold cove strip and white boot top, the Emerald green hull with brightwork is a stunning looking yacht.

These EB 38's are a perfect answer for couples wishing to cruise. Dry, efficient and comfortable. Power and Motoryacht sea trials produced with this Cat 3208TA power package, max speeds of 33.5 kts. Always depending upon weight and sea conditions, we have seen 30 kts. several times. An efficient fast cruise is 16kts. at approx. 1800 rpm's with a burn of approx. 15 gphr. The ride of this Hunt hull speaks for itself.

---

## Exclusions

---

Owner's personal belongings.

---

## Disclaimer

---


The Company offers the details of this vessel or yacht in good faith but cannot guarantee or warrant the accuracy of this information nor warrant the condition of the vessel. A buyer should instruct his representatives, agents, or his surveyors, to

investigate such details as the buyer desires validated. This vessel or yacht is offered subject to prior sale, price change, or withdrawal without notice.


# PHOTOS

---


**Starboard Quarter**




**Helm Station**




**Entry**




**Galley 2**




**Salon Dinette**




**Vee Berth**



**Engine 2**



**Engine 4**



# CONTACTS

---

Andrey Shestakov, leading yacht broker of the sales department of Shestakov Yacht Sales Inc. Shestakov Yacht Sales Inc., the official representative of the Miami/Fort Lauderdale FL headquarters.

## Contact details

---

Email: **andrey@shestakovyachtsales.com**

Web: [shestakovyachtsales.com/en/](https://shestakovyachtsales.com/en/)

## Telephones

---

USA: **+1(954)274-4435**

## Office hours

---

Monday – Saturday: **9:00 - 21:00** EDT

Sunday: **closed**

## Address

---



Harbour Towne Marina, 850 NE 3rd St, STE 213, Dania, FL 33004