

WIND'S SONG — SOUTHERLY YACHTS



Builder: Southerly Yachts

Year Built: 2011

Model: Cruising Sailboat

Price: PRICE ON APPLICATION

Location: United States

LOA: 35' 6" (10.82m)

Beam: 11' 10" (3.61m)

Min Draft: 2' 4" (0.71m)

Our experienced yacht broker, Andrey Shestakov, will help you choose and buy a yacht that best suits your needs **Wind's Song — Southerly Yachts** from our catalogue. Presently, at Shestakov Yacht Sales Inc., we have a wide variety of yachts available on our sale's list. We also work in close contact with all the big yacht manufacturers from all over the world.

If you would like to buy a yacht **Wind's Song — Southerly Yachts** or would like help answering any questions concerning purchasing, selling or chartering a yacht, please call **+1(954)274-4435**

TABLE OF CONTENTS

TABLE OF CONTENTS	2
SPECIFICATIONS	4
Overview	4
Basic Information	4
Dimensions	5
Speed, Capacities and Weight	5
Accommodations	5
Hull and Deck Information	5
Engine Information	5
DETAILED INFORMATION	6
Overview	6
Exclusions	11
Disclaimer	11
PHOTOS	12
Self-tacking jib	13
Cockpit with two lockers	13
Light and bright interior	13
Salon with an adjustable table	13
Raised galley with refrigeration	14
Raised nav station with 2018 electronics	14
U-shape seating area converts to a berth	15
Forward cabin	16
Berth with insert	16
Berth without insert	17
Head	17
Wet locker	18
Large aft cabin and berth	18
Desk and locker	18

2018 multi-function and autopilot	19
110 V & 12 V electric panel	19
2018 VHF	19
2018 electronics	19
Furling Code Zero	19
Swing keel and grounding plate diagram	20
Roll-up dinghy	20
CONTACTS	21
Contact details	21
Telephones	21
Office hours	21
Address	21

SPECIFICATIONS

Overview

Robust and reliable variable draft swing-keel!

DEEP DRAFT PERFORMANCE 7' 2" & SHALLOW DRAFT FREEDOM 2' 4"

Where will you go aboard this well-built cruising yacht? The Southerly 110, designed by Rob Humphreys and built to cross oceans by Northshore Yachts in England. With the keel up, the Southerly 110 has an extreme shoal draft of only 2 feet 4 inches! With the keel all the way down, the S110 draft is an impressive 7 feet 2 inches. The keel is fully adjustable to any depth that you wish by the push of a button. The twin rudders provide exceptional tracking on all points of sail.

SHALLOW DRAFT FREEDOM - At the touch of a button, the keel can be raised, sail in shallow waters. This means you can extend your cruising grounds considerably. Raising the swing keel gives you access to many tidal locations and allows you to berth this yacht literally on the beach or keep her at your shallow water dock or even on a lift!

DEEP DRAFT PERFORMANCE - The swing keel provides a deep draft which gives a greater stability due to the increased righting moment. In practice, the boat is stiffer, carries her sail better and carves her way efficiently to windward in any seaway. The swing keels air foil shape is highly efficient - and allows you to point high (30 degrees).

Wind's Song is a one owner boat.

Basic Information

Category: Cruising Sailboat

Model Year: 2011

Year Built: 2011

Country: United States

Dimensions

LOA: 35' 6" (10.82m)

LWL: 30' 3" (9.22m)

Beam: 11' 10" (3.61m)

Min Draft: 2' 4" (0.71m)

Clearance: 54' 2" (16.51m)

MFG Length: 36' 0" (10.97m)

Speed, Capacities and Weight

Displacement: 15388 Pounds

Water Capacity: 60 Gallons

Holding Tank: 31 Gallons

Fuel Capacity: 42 Gallons

Accommodations

Total Cabins: 2

Total Heads: 1

Hull and Deck Information

Hull Material: Fiberglass

Hull Designer: North Shore Yachts Ltd.,
England

Exterior Designer: Robert Humphreys

Engine Information

Engines: 1

Manufacturer: Yanmar

Model: 3YM30

Engine Type: Inboard

Fuel Type: Diesel

DETAILED INFORMATION

Overview

Accommodations

The raised pilot house gives the interior an open and airy feel. Natural light and good views, stainless steel grabrails and lots of storage space are just some of the features.

Main Salon

The large salon is very spacious and has generous seating with a dining table to port and a full-length settee to starboard. The table pivots and also raises to allow easy access to the port settee at both the forward and aft ends. The table also lowers to convert to a double berth and can expand to allow additional seating for dining on the starboard side. There is storage under the settees and bottle storage on the starboard side.

Nav

The chart table is on starboard side opposite the galley and is in a raised position. For additional details see "Navigation and Electronics" below.

Galley

The raised galley is conveniently located to port at the base of the companionway steps and has excellent visibility. For more details see below.

Head

The Head is to starboard and is conveniently located at the base of the companionway. A second door leads to the aft stateroom. In the head is a vented wet locker for your foul weather gear. A fold down seat covers the toilet allowing you to sit when showering. A stainless steel grab rail handle around the sink counter and grating on the floor add to safety. An extractor fan above can also bring fresh air in. With no wood in the head, it is easy to keep clean and maintain. Storage is found under the sink and outboard.

Owner's Stateroom

Aft is the spacious owner's stateroom with a large queen berth offset to starboard. To port is a convenient desk/vanity unit with storage below the desktop, drawers and a shelf outboard. Good headroom is found on both sides. A second door provides access to the head. Plenty of light and ventilation is provided by 2 opening and 3 closed ports, reading lights and overhead lights. Great storage for your clothes is found in a hanging locker, a large drawer under the berth and 2 large shelves. The owner's stateroom is so large, bright and comfortable that you will think that you are on a much larger boat.

Fwd Cabin

The forward cabin has a wide single berth to port that can convert to a double. A large deck hatch with a screen/shade provides great ventilation. Two fixed hull ports with curtains add additional light. Storage is found in the hanging locker, under the berth, in a cubby, and on outboard shelves on both the port and starboard sides. There is access to the chain locker through the forward bulkhead.

Additional features:

- DOMETIC 12000 BTU self-contained marine air conditioner (R410A) (new in 2018)
- 2 private cabins
- Sectional dinette convertible
- Additional storage cabinets under settees and settee deck
- Wet locker in the head

Galley

The large "L" shaped galley is conveniently located to port at the base of the companionway steps. The cook has excellent 180-degree views to see outside through the pilothouse windows. There is a stainless steel grab rail for safety surrounding the counter top. Plenty of storage is found in 2 large opening lockers, 4 drawers, and an enclosed shelf outboard. Additional storage is found below the gimballed stove for pots and pans. For further convenience, there is an open partitioned storage area just forward of the galley for all those small things you want to store.

Additional features:

- Frigaboard top loading refrigerator
- Plastimo Neptune 4500 2-burner stove w/oven
- Stainless steel double sink
- Hot and cold pressurized water
- Hatch directly over the galley
- Pull out waste bin below the counter
- Fire blanket
- 110 V outlet

Navigation and Electronics

The nav station & chart table is on the starboard side opposite the galley and offers excellent visibility. Good ventilation is provided with a hatch overhead. There is a stainless steel grab rail beside the nav seat to hold you in when heeled over. Plenty of storage is found under the seat, on an outboard shelf, below the chart table top, and under the cabin sole.

- ICOM VHF Marine IC-M424G (2018)
- Raymarine AXIOM 12 multi-function at Helm (2018)
- Raymarine HD 4KW color radar (2018)
- (2) Raymarine P70RS Autopilot controllers with rotary knob (1 at Helm and 1 at Nav)
- Raymarine i50 Speed (2016 unit installed in 2018)
- Raymarine i50 Depth (2018)
- Raymarine i60 Wind (2018)
- Forward facing nav table

- Chart table light
- 12V socket at nav
- 110 V outlet

Mechanical, Electrical and Plumbing

Yanmar 29 HP 3 cylinder, fresh water cooled, diesel engine. (3YM30F-3CHP) Good easy access to the engine both forward and aft. Engine boxes have hinged lids and are easily removed for maintenance.

- Engine hours meter is INOP. The boat has been lightly used but the engine hours are unknown.
- Mastervolt Chargemaster 12/50-3
- 110V with shore power connection and cord
- 12V and 110V distribution panel at the Nav Station
- Dometic DTU12 self-contained marine air conditioner (R410A)
- Frigoboat refrigeration system
- Hydraulic pump for swing keel with manual backup. The keel control is located at the Helm
- Plastic Tek Tanks holding tank - 14.2 gallons
- Hot Water Heater - Nautic Boiler B3 - 25 gallon
- Bow Thruster
- Electric Windlass with remote
- Electric bilge pump
- Manual bilge pump located in the cockpit

Sails and Rigging

- Selden tall fractional rig (for that extra performance) with twin spreaders.
- Full batten mainsail (cleaned in 6/2020)
- Furling jib
- Hyde Sails Code Zero with CX15 Seldon furler
- Seldon Rod kicker vang
- Main sheet traveler at helm
- Adjustable lead cars to the cockpit
- Electric main halyard/jib sheet winch on the cabin top (Lewmar 46)
- All sheets let aft to the cockpit
- In cockpit reefing system

Hull, Deck and Cockpit

Hull

Hand laid up heavy duty GRP molding, incorporating multi-axial and unidirectional reinforcements for strength and impact resistance. The hull is cored above the waterline and solid glass below. Thickness increases progressively toward the keel area. The keel box is an integral part of the hull layup. There is a substantial skeg fitted on the centerline to protect the propeller and rudders when the yacht is dried out.

Swing Keel

The Swing Keel is raised and lowered by hydraulic ram powered by an electrically driven motor with hand operated backup. The push button control to raise and lower the keel and a gauge to show the keel position is fitted at the pedestal.

Deck

Decks have nonskid and easy to get around. Raised teak capped bulwarks provide extra safety. Forward is a stainless steel stem head fitting with twin bow rollers and a removable stainless steel bowsprit. Salon windows and ports are partially reflective toughened glass. Lifeline gates on both port and starboard sides open forward and midships.

Cockpit

Large cockpit with comfortable seating and additional seating on 2 pushpit seats. The

helmsman's seat lifts for an easy walk-thru to the sugar scoop transom. Floors and seats are teak. There is a deep lazarette locker to port and another locker on starboard with propane storage.

- Pedestal
 - Wheel
 - Emergency tiller
 - Manual bilge pump
 - Teak cockpit table
-
- Misc. Equipment
 - Magma propane grill
 - New Fortress 7 lb anchor
 - 2014 Viking Coastal liferaft (6/2017 exp)
 - Zodiac roll up dinghy with oars
 - Life vests
 - Forespar Overboard Pole
 - Fire Extinguishers
 - Spare Selden Code X furler for Code Zero

Exclusions

Owner's personal belongings.

Disclaimer

The Company offers the details of this vessel or yacht in good faith but cannot guarantee or warrant the accuracy of this information nor warrant the condition of the vessel. A buyer should instruct his representatives, agents, or his surveyors, to investigate such details as the buyer desires validated. This vessel or yacht is offered subject to prior sale, price change, or withdrawal without notice.

PHOTOS



Self-tacking jib



Cockpit with two lockers



Light and bright interior



Salon with an adjustable table




Raised galley with refrigeration



Raised nav station with 2018 electronics



U-shape seating area converts to a berth



Forward cabin



Berth with insert



Berth without insert



Head




Wet locker



Large aft cabin and berth



Desk and locker



2018 multi-function and autopilot



110 V & 12 V electric panel

2018 VHF



2018 electronics



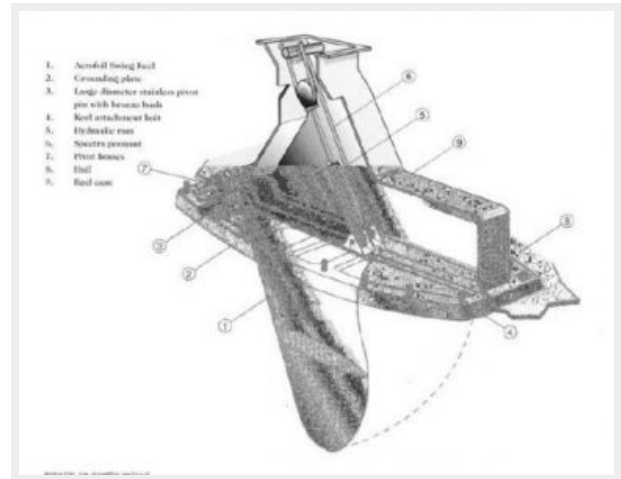
Furling Code Zero



Roll-up dinghy



Swing keel and grounding plate diagram



CONTACTS

Andrey Shestakov, leading yacht broker of the sales department of Shestakov Yacht Sales Inc. Shestakov Yacht Sales Inc., the official representative of the Miami/Fort Lauderdale FL headquarters.

Contact details

Email: andrey@shestakovyachtsales.com

Web: shestakovyachtsales.com/en/

Telephones

USA: +1(954)274-4435

Office hours

Monday – Saturday: **9:00 - 21:00** EDT

Sunday: **closed**

Address



Harbour Towne Marina, 850 NE 3rd St,
STE 213, Dania, FL 33004