

## TRAVELIN LIGHT — ISLAND PACKET YACHTS



**Builder:** ISLAND PACKET YACHTS

**Year Built:** 1997

**Model:** Cruising Sailboat

**Price:** PRICE ON APPLICATION

**Location:** United States

**LOA:** 36' 10" (11.23m)

**Beam:** 29' 4" (8.94m)

**Max Draft:** 4' 3" (1.30m)

Our experienced yacht broker, Andrey Shestakov, will help you choose and buy a yacht that best suits your needs **Travelin Light — ISLAND PACKET YACHTS** from our catalogue. Presently, at **Shestakov Yacht Sales Inc.**, we have a wide variety of yachts available on our sale's list. We also work in close contact with all the big yacht manufacturers from all over the world.

If you would like to buy a yacht **Travelin Light — ISLAND PACKET YACHTS** or would like help answering any questions concerning purchasing, selling or chartering a yacht, please call **+1(954)274-4435**

# TABLE OF CONTENTS

---

TABLE OF CONTENTS	2
SPECIFICATIONS	8
Overview	8
Basic Information	17
Dimensions	17
Speed, Capacities and Weight	17
Accommodations	18
Hull and Deck Information	18
Engine Information	18
DETAILED INFORMATION	19
Overview	19
Exclusions	20
Disclaimer	20
PHOTOS	21
2	21
3	21
4	21
5	21
6	21
7	21
8	22
9	22
10	22
11	22
12	22
13	22
14	23
15	23

---

16	23
17	23
18	23
19	23
21	24
20	24
22	24
23	24
25	24
24	24
26	25
27	25
28	25
29	25
30	25
31	25
32	26
33	26
34	26
35	26
36	26
37	26
38	27
39	27
40	27
41	27
42	27
43	27
44	28

---

---

45	28
46	28
47	28
48	28
49	28
50	29
51	29
52	29
53	29
54	29
55	29
56	30
57	30
58	30
59	30
60	30
61	30
62	31
63	31
64	31
65	31
66	31
67	31
68	32
69	32
70	32
71	32
72	32
73	32

74	33
75	33
76	33
77	33
78	33
79	33
80	34
81	34
82	34
83	34
84	34
85	34
86	35
87	35
88	35
89	35
90	35
91	35
92	36
93	36
95	36
94	36
96	36
97	36
98	37
99	37
100	37
101	37
102	37

---

103	37
104	38
105	38
106	38
107	38
108	38
109	38
110	39
111	39
112	39
113	39
114	39
115	39
116	40
117	40
118	40
119	40
121	40
120	40
122	41
123	41
124	41
125	41
126	41
127	41
128	42
129	42
130	42
131	42

---

---

CONTACTS	43
-----	-----
Contact details	43
-----	-----
Telephones	43
-----	-----
Office hours	43
-----	-----
Address	43
-----	-----

---

# SPECIFICATIONS

---

## Overview

---

### S/V Travelin Light

In keeping with the Island Packet tradition, the spacious and attractive IP 350 is comfortable yet sea kindly. The Island Packet 350 was the first to incorporate the sugar scoop transom, athwartship aft cabin, Hoyt Staysail Boom, and forward Pullman Berth. This is a very well equipped and updated Island Packet 350 in the hands of a knowledgeable owner. If you are looking for a world capable yacht in this size and price range, you must see "Travelin Light". She is in excellent condition and attractively priced for a boat of this quality and equipment. Please call for additional details or to schedule a showing.

Specs Builder: Island Packet Designer: Bob Johnson

Keel: Full

Dimensions

LOA: 36 ft 10 in

Beam: 12 ft 0 in

LWL: 29 ft 4 in

Length on Deck: 35 ft 0 in

Maximum Draft: 4 ft 3 in

Bridge Clearance: 48 ft 4 in

Headroom: 6 ft 4 in

Engine

Power: 38 HP

Engine Brand: Yanmar Diesel



Year Built: 1997

Engine Model: 3JH2E

Engine Hours: 3145

Propeller: 3 blade propeller

Drive Type: Direct Drive

Tanks

Fresh Water Tanks: (100 Gallons)

Fuel Tanks: (50 Gallons)

Holding Tanks: (30 Gallons) – NEW 2009

Accommodations

Number of single berths: 1

Number of double berths: 3

Number of cabins: 3

Number of heads: 1

Exterior / Construction

- Certified construction to NMMA & ABYC Standards, CE Catagory A Ocean.
- 100% hand laid construction throughout with special gelcoats for durability & exceptional finish quality
- Hull molded in one-piece w/high modulus triaxial glass, unified w/an engineered interior grid structure and molded structural base unit
- Deck laminate cored w/advanced PolyCore® - a proprietary microsphere & resin matrix
- Exclusive Durashield\* deck, hull topside and interior gelcoat system with superior gloss retention and resistance to fading and crazing
- Deck attached to integrally molded hull flange w/bolts, lock nuts, & urethane adhesive sealant
- Deck hardware thru-bolted w/aluminum backup plates

- Two-tone deck, low-glare light ivory with integrally molded light tan slip resistant surface (premium coarse diamond pattern)
- Light ivory hull w/rigid vinyl rub rail w/SS striker & Navy urethane boot stripe color
- Teak cap rail w/stainless steel striker, teak cap on bowsprit w/Cetol finish
- Contoured cockpit seats 7-1/2 feet long, coaming storage boxes and bins, seat hatches with push button latches, locks, and support struts, molded helm seat with teak top, cushion and backrest. Two stern rail seats
- Integral molded dodger mount lip on cabin top
- Companionway drop boards of solid teak, interior storage rack & companionway screen system
- Custom Hinged Clear Plexiglass café style Companionway Doors
- Cockpit ice box w/foam insulation, hinged lid
- Custom Dodger & Bimini w/Connector w/Full cockpit enclosure for winter (vinyl) and summer (Phifertex)
- LPG deck storage bin with (2)10 lb. aluminum propane tanks & overboard drain
- Custom Garhauer dinghy davits.
- Custom Garhauer outboard lift w/Cherry rail outboard mount
- Island Packet's exclusive PolyClad® 2 hull bottom gelcoat system Painted with ablative antifouling – new ablative in 2018

## Accommodations

The Island Packet 350 is an unparalleled combination of cruising features, live aboard comfort, and offshore performance. With their "full foil keel", solid unibody construction, and unmatched list of standards they are a must have for anybody considering the cruising lifestyle.

## INTERIOR

- The harmonious, efficient use of space in every Island Packet is very evident in TRAVELIN LIGHT
- LED Lighting throughout cabin
- With accommodations for 7 in 3 cabins, surrounded by the fine joiner work, ergonomically designed space, and the amenities of a much larger yacht. She boasts 5" thick cushions &

mattresses and lots of easy access storage

- Eleven polished stainless steel & safety glass opening ports w/screens
- Five Lewmar deck hatches, all w/screens.
- Three deck ventilators (Dorade type)
- 3 Guest 12v Fans

## FORWARD CABIN

- Has a large double Pullman berth w/stowage under
- Cedar lined hanging locker & bureau
- Two opening ports + overhead hatch, deck vent, & varnished teak & holly sole
- Privacy doors to head & main cabin

## FORWARD HEAD

- Raritan PH II Marine Toilet
- Shower w/teak seat
- Large vanity with storage cabinet & polished SS sink
- Opening port & an overhead hatch
- Privacy doors to forward & main cabins

## MAIN CABIN

- Has L-shaped pull-out double settee berth to starboard, single berth to port
- Teak cabinets & bookshelves outboard of both settees
- Large stowage areas behind & under each settee. Cedar lined hanging locker.
- Deluxe double drop leaf table folds against bulkhead rack (w/stowage) for unobstructed 4' wide varnished teak & holly sole
- Large overhead hatch, numerous opening ports, deck vents & overhead handrails
- Chart stowage drawer beneath starboard settee

- Teak Binocular Holder
- Courtesy/night lights with switch by companionway
- Removable teak companionway ladder w/engine access
- Storage rack for companionway drop boards
- Molded slip resistant cabin sole adjacent to companionway, galley & nav station, w/draining grate in front of ladder, dustpan, & bilge sump access
- Teak bulkheads, cabinetry & trim w/hand rubbed oil finish
- Molded fiberglass interior headliner w/textured finish, teak trim
- Nav station w/table at aft end of port settee, generous nav/electronics cabinet w/master A-C/D-C electrical breakers and switches
- Large u-shaped design w/high pressure laminate surfaces, teak sea rails on all edges. Ice box - top loading, w/Adler Barbour Refrigeration w/Extra Foam Insulation
- Gimbale two burner LPG stove w/oven, lift off cover w/storage rack below, stainless steel guard rail w/harness hooks. Pot and pan locker under
- Double polished SS sink, hot & cold pressure water, manual pump, & spray unit. Foot pump and Outlet for raw water
- Roll-away trash bin, teak paper towel holder & soap rack
- Deluxe teak dish rack & cutlery drawers
- Large storage areas above & below counter, two large drawers beneath icebox and a dry storage locker
- Microwave oven (115V A-C by shore power or inverter)

## AFT CABIN

- Has privacy door to main cabin.
- Large athwartship double berth, integral overhead reading lights, stowage lockers under
- Cedar lined hanging locker, bureau
- Two opening ports plus overhead hatch
- Varnished teak & holly sole

## MECHANICAL, ELECTRICAL & PLUMBING

- 38 HP Yanmar® 3JH2E diesel, fresh water cooled, w/reinforced fiberglass bed with integral oil drip pan, Oil Changed every 100 hours, Fuel Filters Annually
- New Alternator - Balmar 100 amp and regulator in 2013
- New Cutlass Bearing and GFO Shaft Packing 2018

- 3 blade propeller, Dual Racor® fuel filter/water separator. Jacketed fuel lines w/swaged ends, auxiliary electric fuel pump w/momentary switch for servicing & emergency.
- Extensive sound control with premium lead lined foam insulation
- UL approved marine, pre-tinned color-coded wiring throughout
- Recessed cockpit instrument panel w/electric tach, oil press & temp, warning system, hour meter (5) Premium 100 Amp, 12-volt house batteries, (1) dedicated engine start battery (all Group 27)
- Deluxe electric panels w/battery switches, circuit breakers for DC & AC systems, DC & AC gauges, battery test system, & reverse polarity protection
- Lunaire 16,000-btu A/C, cooling and heat
- 2 - 130-watt Kyocera Solar Panels with Xantrex Smart Charger
- 2 - AC 30-amp dockside power system w/2 50' shore power cords, numerous interior outlets w/GFCI protection, & galvanic isolator.
- 50-amp AC splitter cord
- Xantrex Pro 1,750-watt inverter, 12V DC to 115V AC
- Multistage Marine converter/battery charger, Xantrex 20/40 amp, UL approved, temperature compensating, three step electronic charger
- Water heater, 6-gallon marine type w/engine heat exchanger & A-C operation, UL approved, foam jacketed hoses
- Pressure water system w/hot & cold water in galley, head, shower in head & cockpit
- Seagull Water Filters in Head and Galley
- Cartridge Water Filters into and out of freshwater pump
- Marine head (Raritan®), with large seat and bowl, OdorSafe sanitation hose
- 30-gallon (U.S.) welded heavy gauge marine aluminum holding tank, (new in 2009, never any saltwater in tank) deck pump out fitting & macerator pump discharge
- 100 gallon (U.S.) welded marine aluminum freshwater tank w/deck fill, tank mounted gauge.
- 50 gallon (U.S.) welded marine aluminum fuel tank w/shut off valve, deck fill, tank mounted gauge
- Fuel, water and holding tankage below cabin sole maximizing storage space & minimizing trim changes
- Rule 3700 Electric bilge pump w/auto switch, Ultra Magnetic Reed Switch and Alarm
- Manual bilge pump - 1½". Mounted in cockpit near helm
- Electric Shower drain pump, Ice box drain pump
- UL approved bronze thru-bolted flanged seacocks on all thru-hulls below waterline with separating valves.
- Electrical D-C grounding system for rig and underwater metals

## RIG, SAILS & HARDWARE

- Charleston Spar Roller Furling single spreader, keel stepped, anodized mast w/Roller

### Furling mainsail

- 130% Roller Furling Genoa, & Roller Furling Staysail
- Like New 1.5-oz Gennaker and Storm Trysail
- Genoa & Staysail on Harken® RF systems w/control lines led to cam cleats in cockpit
- Staysail on Hoyt self vanging boom
- (3) Lewmar® Halyard winches on mast, Main & Genoa 16C 2-speed, Staysail 8C
- Spare main halyard and main sheet, led to cockpit via stoppers to 30.2 ST winch
- Mainsail RF control lines led to cockpit via stoppers to Lewmar® 30.2 ST winch
- (3) Winch Handles
- Color coded running rigging and convenient coaming storage bins for lines
- Radar reflector mounted on mast
- Windex on the masthead
- Flag Halyards spreader mounted Port & Starboard
- Boom Vang, 4:1
- Genoa sheet winches, Lewmar® 40 CST 2-speed
- Main sheet traveler w/4:1 control system led to cockpit
- Wheel steering, Edson rack & pinion direct system, wheel brake, SS wheel, single lever engine control. Emergency tiller in cockpit locker
- Compass, Ritchie with custom Island Packet nav grid
- Welded SS double bow rail, stern rail (with twin seats) & stanchions
- Double lifelines w/side gates, full length SS cabin top handrails
- (3) Dorade style Cowl Vents
- (2) Nicro Solar Air Vents
- Hinged pad-eyes (4) for cockpit safety harness
- Boarding ladder SS transom mount
- Simpson Lawrence anchor windlass w/on deck controls.
- CQR 15 kg. plow anchor w/50' 5/16" chain leader & 200' 5/8" nylon Rode
- 20 kg. Bruce anchor, w/75' 5/16" chain leader & 200' 5/8" Nylon Rode
- Pressure Anchor Wash down
- Twin backstays for easy stern boarding & unobstructed helm seating
- Boom Topping lift, adjustable
- Transom mounted SS flagpole

### Cockpit Electronics

- Custom Helm Installation for maximum visibility and ease of use
- Custom ultrabright Computer Monitor to display Computer Laptop Display/Nav at Helm
- Furuno 821/841 Radar. Dome is Questus self-leveling
- B&G Linear Drive Autopilot w/Wind, Compass, and Route Nav Options
- B&G Apparent wind & wind speed instrument
- B&G Depth and Hull speed instruments

## Interior Electronics

- Standard Horizon GX2150 AIS/VHF radio w/RAM at Helm
- SGC SSB Transmitter/Receiver w/Copper Foil Groundplane
- Garmin GPS model 19x HVS
- NorthStar Chartplotter/GPS
- Furano Radar control and monitor
- Kenwood Stereo/CD w/Boston Salon Speakers and Planar Cockpit Speakers
- Xantrex LinkLITE Battery Monitor
- Panasonic DVD Player
- Olevia HD TV with Mast Antenna
- Remote control for autopilot at nav
- B and G Data network monitor at nav

## Additional Extras

- Sunbrella FULL BOAT COVER! For winter storage
- 10' Avon Inflatable Dinghy & Mercury 8-hp 2-stroke outboard
- Custom Teak cockpit table and coffee cup holder at helm
- Cockpit Cushions, Textalene covered closed cell foam w/helm seat & backrest
- Stainless Steel Propane Gas Grill
- Weems and Plath Barometer, Clock and Yacht Lamp
- Life Vests
- 3 Fire extinguishers
- (6) large Fenders
- (6) 5/8-inch Double Braid Nylon Dock lines
- Replacement Sheets for Genoa and Main
- (2) one-gallon cans of 47.5 % cuprous oxide ablative paint
- Bosun's Chair
- Misc. small gear and spares – e.g. windlass, alternator and regulator, VHF Radio, Hummingbird Portable Depth Finder, freshwater pump, macerator

## Vessel Walkthrough

The interior of "Travelin Light" is bright and spacious with 6'4" headroom. Two private staterooms

combined with port & stbd salon settees will sleep a total of seven. Eleven opening ports, five hatches, eight Hella fans will keep you comfortable - even when the Reverse cycle A/C is not running. A molded sole area with slip resistant surface surrounds the base of the companionway ladder & extends into the nav and galley areas to provide both secure footing and easy maintenance. Incredible storage is found throughout the boat.

In the forward stateroom is a large pullman berth, to starboard, with lots of storage under. To port is an aft facing seat with a cedar lined hanging locker, drawers, and convenient bookshelves.

The head is to starboard with private access from the forward stateroom and from the salon. The head includes a large wrap-around counter with cabinets and a shower with contoured seat and a curtain.

Next aft is a very comfortable salon with port and starboard settees and a large table which folds out of the way. The dining table is bulkhead mounted, stores out of the way when not in use and easily opens to provide table access from both settees. There is very usable wine and glass rack storage behind the stowed table. There is an incredible amount of storage beneath both settees. The starboard settee easily converts to a double berth.

Aft of the port settee is the Nav area and to starboard is the Galley.

The aft stateroom is fully enclosed with a Pullman style berth. There is a cedar lined hanging locker, a full-length mirror, a long shelf and stowage bins for storage. It is well ventilated with 2 opening ports and an overhead hatch.

The U-shaped galley is well designed with double stainless-steel sinks, a microwave, two burner stove with oven and refrigeration. The refrigerator is well insulated and has a direct overboard electric drain pump and an interior light with switch. Excellent storage is provided with numerous drawers, built in dish and cutlery storage and cupboards.

The nav table is at the aft end of the port settee. There is ample room for chart storage. A handy drawer is provided outboard of the table, plus a locker underneath the table. The electrical control panel is housed in a built-in cabinet over the nav table.



The Island Packet 350 is a Mast Head, Cutter Rig with 130% Genoa, Staysail and an in-mast Furling Mainsail. The integral bowsprit gives an extended base to the sail plan for added sail area & provides for optimum sheeting angles for close-winded performance. Both headsails are mounted on Harken Furling Systems. The Mast is keel stepped.

The well laid out deck has wide side walkways, raised bulwarks forward, full length continuous cabin top handrails and high lifelines - All designed to enhance security while moving on deck. The bowsprit, built integral to the boat, has large dual anchor rollers and deck pipes. The cockpit has full length contoured seats. The helmsman has a separate raised seat with a padded backrest for added comfort. In addition, there are 2 stern rails seats. Other features in the cockpit are a built-in insulated cooler, 2 large seat lockers and a handheld personal shower.

## Basic Information

---

**Category:** Cruising Sailboat

**Model Year:** 1997

**Year Built:** 1997

**Country:** United States

## Dimensions

---

**LOA:** 36' 10" (11.23m)

**LWL:** 29' 4" (8.94m)

**LOD:** 35' 0" (10.67m)

**Beam:** 29' 4" (8.94m)

**Max Draft:** 4' 3" (1.30m)

**Clearance:** 49' 0" (14.94m)

**MFG Length:** 35' 0" (10.67m)

## Speed, Capacities and Weight

---

**Displacement:** 16000 Pounds

**Water Capacity:** 10 Gallons

**Holding Tank:** 30 Gallons

**Fuel Capacity:** 50 Gallons

---

## Accommodations

---

**Total Cabins:** 2

**Total Heads:** 1

---

## Hull and Deck Information

---

**Hull Material:** Fiberglass

**Exterior Designer:** Bob Johnson

---

## Engine Information

---

**Engines:** 1

**Manufacturer:** Yanmar

**Model:** 3JH2E

**Engine Type:** Inboard

**Fuel Type:** Diesel

---

# DETAILED INFORMATION

---

## Overview

---

### Electronics

- Depthsounder
- Log-speedometer
- Wind speed and direction
- Navigation center
- Plotter
- Autopilot
- Compass
- GPS
- VHF
- Radar

### Sails

- Furling mainsail
- Furling genoa
- Gennaker/Cruising spinnaker
- Trisail

### Inside Equipment

- Battery charger
- Air conditioning
- Heating
- Refrigerator
- Deep freezer

## Electrical Equipment

- Shore power inlet
- Inverter

## Outside Equipment/Extras

- Solar panel
- Cockpit table
- Cockpit shower
- Outboard engine brackets
- Davits
- Radar reflector

## Covers

- Bimini Top

---

## Exclusions

Owner's personal belongings.

---

## Disclaimer

The Company offers the details of this vessel or yacht in good faith but cannot guarantee or warrant the accuracy of this information nor warrant the condition of the vessel. A buyer should instruct his representatives, agents, or his surveyors, to investigate such details as the buyer desires validated. This vessel or yacht is offered subject to prior sale, price change, or withdrawal without notice.

# PHOTOS

2



3



4



5



6



7



8



9



10




11



12



13



14



15



16




17



18




19




20



21



22



23



24



25





26



27



28



29



30



31



32



33



34



35



36



37



38



39



40



41



42



43



44



45



46



47



48



49




50



51



52



53



54



55



56



57



58



59



60



61



62



63



64



65



66



67



68



69



70



71



72



73






74



75



76



77



78




79



80



81



82



83



84



85



86



87




88



89



90



91



92



93



94



95



96



97



98



99



100



101



102



103



104



105



106



107



108



109



110



111



112



113



114



115



116



117



118



119



120



121





122



123




124




125



126



127



128



129



130



131



# CONTACTS

---

Andrey Shestakov, leading yacht broker of the sales department of Shestakov Yacht Sales Inc. Shestakov Yacht Sales Inc., the official representative of the Miami/Fort Lauderdale FL headquarters.

## Contact details

---

Email: [andrey@shestakovyachtsales.com](mailto:andrey@shestakovyachtsales.com)

Web: [shestakovyachtsales.com/en/](http://shestakovyachtsales.com/en/)

## Telephones

---

USA: +1(954)274-4435

## Office hours

---

Monday – Saturday: **9:00 - 21:00** EDT

Sunday: **closed**

## Address

---



Harbour Towne Marina, 850 NE 3rd St,  
STE 213, Dania, FL 33004